

EKXTREME

320x160 cm
126"x63"

OLTRE GLI SCHEMI COMUNI
Out of the ordinary
Au-delà de l'ordinaire
Keinesfalls alltaeglich



ENERGIE KER

- 4** **DIMENSIONI ESTREMAMENTE EVOLUTE**
EXTREMELY EVOLVED DIMENSIONS.
DIMENSIONS EXTRÊMEMENT ÉVOLUTIVES.
EXTREM GEWACHSENE FORMATE.
- 6** **LE FINITURE DELLA SUPERFICIE**
SURFACE FINISHES.
FINITIONS DE SURFACE.
OBERFLÄCHENBEARBEITUNGEN.
- 8** **L'EFFETTO A "MACCHIA APERTA"**
THE EFFECT OF "OPEN STAIN".
L'EFFET "LIVRE OUVERT".
DER EFFEKT DES "OFFENEN STEINS".
- 10** **L'EVOLUZIONE DIGITALE SULLE GRANDI LASTRE**
THE DIGITAL EVOLUTION OF DECOR SLABS.
L'ÉVOLUTION DIGITALE SUR LES GRANDES DALLES.
DIE DIGITALE ENTWICKLUNG AUF GROSSFORMATPLATTEN.
- 12** **SPESSORI DIFFERENZIATI PER SPECIFICHE APPLICAZIONI**
DIFFERENT THICKNESSES FOR SPECIFIC APPLICATIONS.
ÉPAISSEURS DIVERSIFIÉES POUR DES APPLICATIONS SPÉCIFIQUES.
UNTERSCHIEDLICHE MATERIALSTÄRKEN FÜR SPEZIFISCHE ANWENDUNGEN.
- 15** **COERENZA DI STILE IN TUTTI GLI ELEMENTI DI ARREDO**
CONSISTENCY OF STYLE IN ALL THE FURNISHING ELEMENTS.
UNIFORMITÉ DE DESIGN DANS TOUS LES ÉLÉMENTS D'AMEUBLEMENT.
STILSICHERHEIT AN EINRICHTUNGSELEMENTEN.
- 16** **PROGETTUALITÀ EVOLUTA PER AMPI SPAZI D'UTILIZZO**
ADVANCED DESIGN FOR WIDE SPACES OF USE.
CONCEPTION AVANCÉE POUR PLUSIEURS DOMAINES D'UTILISATION.
FORTSCHRITTLICHES DESIGN FÜR VERSCHIEDENSTE NUTZUNGSBEREICHE.
-
- 25** **Le lastre EKXTREME**
Ekxtreme slabs.
Les dalles ekxtreme.
Die ekxtreme platten.
- 18** **DALLE SUPERFICI ALL'ARREDAMENTO IN UN UNICO PROGETTO CERAMICO**
FROM THE SURFACES TO THE FURNISHING IN A SINGLE CERAMIC PROJECT.
À PARTIR DES SURFACES JUSQU'AU AMÉNAGEMENT DANS UN SEUL PROJET CÉRAMIQUE.
VON DEN OBERFLÄCHEN BIS ZUR AUSSTATTUNG IN EINEM EINZIGEN KERAMIKPROJEKT.
- 20** **ESTETICA, FUNZIONALITÀ E TECNOLOGIA NELLE LASTRE CERAMICHE**
AESTHETICS, FUNCTIONALITY AND TECHNOLOGY IN CERAMIC SLABS.
ESTHÉTIQUE, FONCTIONNALITÉ ET TECHNOLOGIE DANS LES DALLES EN GRÈS CÉRAME.
ÄSTHETIK, FUNKTIONALITÄT UND TECHNOLOGIE IN FORM VON KERAMIKPLATTEN.
- 22** **BELLEZZA E PRESTAZIONI SUPERIORI**
BEAUTY AND SUPERIOR PERFORMANCE.
BEAUTÉ ET PERFORMANCES SUPÉRIEURES.
SCHÖNHEIT MIT ÜBERLEGENER LEISTUNG.
- 160** **APPLICATION DESIGN**
EXTREMELY EVOLVED DIMENSIONS.
DIMENSIONS EXTRÊMEMENT ÉVOLUTIVES.
EXTREM GEWACHSENE FORMATE.
- 162** **RIEPILOGO DI GAMMA**
PRODUCTS OVERVIEW.
RÉSUMÉ DE GAMME.
PROGRAMMÜBERSICHT.
- 167** **INFORMAZIONI TECNICHE**
TECHNICAL INFORMATION.
SPÉCIFICATIONS TECHNIQUES.
TECHNISCHE INFORMATION
- 168** **TIPOLOGIE DI IMBALLAGGIO**
PACKAGING.
TYPOLOGIE DE L'EMBALLAGE.
VERPACKUNGSARTEN.
- 169** **TABELLA PESI E MISURE**
WEIGHTS AND MEASURES TABLE.
CONDITIONNEMENT.
GEWICHT UND MASSTABELLE.
- 170** **MOVIMENTAZIONE DEGLI IMBALLI**
ON-SITE SLABS HANDLING.
MANIPULATION DES GRANDES DALLES SUR LE CHANTIER.
VERARBEITUNG DER GROSSFORMATPLATTEN AUF DER BAUSTELLE.
- 171** **COMPOSIZIONI DI CARICO**
LOAD LAYOUT
COMPOSITION DU CHARGEMENT
ZUSAMMENSETZUNG DE BESTANDTEILE
- 172** **MOVIMENTAZIONE DELLE LASTRE IN CANTIERE**
ON-SITE SLABS HANDLING.
MANIPULATION DES GRANDES DALLES SUR LE CHANTIER.
VERARBEITUNG DER GROSSFORMATPLATTEN AUF DER BAUSTELLE.
- 174** **CARATTERISTICHE TECNICHE**
TECHNICAL FEATURES.
CARACTÉRISTIQUES TECHNIQUES.
TECHNISCHE DATEN.

- AGATA BLUE 28
AGATA OYSTER 26
AGATHÒS ANTHRACITE 146
AGATHÒS GREY 142
AGATHÒS MULTICOLOR 144
AGATHÒS WHITE 140
BERNINI 44
BOOKMATCH 68
CALACATTA 36
CALACATTA GOLD 34
CALACATTA MINT 30
CALACATTA OCEANIC 32
CASHMERE VISONE 66
CEPPO DI GRÈ ANTHRACITE 138
CEPPO DI GRÈ GREY 136
CEPPO DI GRÈ WHITE 138
CITY PLASTER BEIGE 82
CITY PLASTER GREY 84
CITY PLASTER MULTICOLOR 86
CITY PLASTER WHITE 80
CONCEPT ANTHRACITE 116
CONCEPT GREIGE 114
CONCEPT PEARL 112
DECOR SLABS 158
DOLOMITE 38
FLATIRON BLACK 110
FLATIRON SILVER 108
FLATIRON WHITE 106
LASA 40
LOFT ASH 118
LOFT TAUPE 120
MAGNETIC BLACK 94
MAGNETIC BRONZE 90
MAGNETIC DARK GREY 92
MAGNETIC GREY 88
MARQUIÑA 46
ONICE GOLD 58
ONICE GREY 56
ONYX BLUE 54
ONYX WHITE 52
OXIDATO LITHIUM 96
OXIDATO PALLADIUM 104
OXIDATO TELLURIUM 102
OXIDATO TITANIUM 98
OXIDATO VANADIUM 100
PADOUK 156
PARKER ANTHRACITE 78
PARKER GREY 74
PARKER SILVER 72
PARKER SMOKE 76
PIETRAGREY FOG 60
PIETRAGREY TAUPE 62
PIETRAGREY WHITE 64
SAHARA NOIR BLACK 50
SAHARA NOIR WHITE 48
SELECT BIANCO/FUMO 134
SELECT CENERE 132
SELECT CREMA 130
SELECT NEBBIA 126
SELECT PIOMBO 128
STATUARIO IMPERIALE 42
SUNSTONE ALOF 148
SUNSTONE LOKI 150
SUNSTONE NORNE 152
TOTAL BLACK 122
TOTAL WHITE 124
WOODBREAK 154

GRES PORCELLANATO COLORATO IN MASSA
PORCELAIN STONEWARE COLOURED IN BODY
GRÈS CÉRAME COLORÉ DANS LA MASSE
DURCHGEFÄRBTES FEINSTEINZEUG

320x160 cm
126"x63"

OLTRE GLI SCHEMI COMUNI
Out of the ordinary
Au-delà de l'ordinaire
Keinesfalls alltaeglich



Versatilità, adattabilità, originalità, facilità di utilizzo sono concetti perfettamente associabili al trend delle grandi lastre di EnergieKer. Con la serie **EKXTREME**, EnergieKer va oltre gli schemi comuni e offre la possibilità di personalizzare ogni tipo di ambiente con stili differenti, utilizzando colorazioni, effetti materici, finiture, spessori e formati molto diversi l'uno dall'altro, capaci di proporsi sia come superfici, sia come elementi di arredo. Minimo comune denominatore: la grande eleganza data dalle lastre nelle loro diverse composizioni, che consentono di rendere davvero unici gli spazi residenziali e commerciali.

Versatility, adaptability, originality and ease of use are concepts perfectly associated with large EnergieKer slabs. With the **EKXTREME** series, EnergieKer goes beyond the common schemes and offers the possibility to customize any type of environment with different styles, colours, material effects, finishes, thicknesses and formats that are very different from one another, capable of presenting themselves both as surfaces, and as furnishing elements. The great elegance given by these stone slabs in their different compositions grants to residential and commercial spaces a truly unique and exclusive style.

Polyvalence, adaptabilité, originalité, facilité d'utilisation sont des concepts parfaitement associés à la tendance des grandes dalles EnergieKer.

Avec la série **EKXTREME**, EnergieKer va au-delà des systèmes courants et offre la possibilité de personnaliser tout type d'ambiance avec différents styles, en utilisant des couleurs, effets matériques, finitions, épaisseurs et formats très différents les uns des autres, capables de s'adapter soit comme revêtement de surfaces soit comme éléments de décoration. Plus petit commun dénominateur : la grande élégance donnée par les dalles dans leurs différentes compositions qui permettent de rendre tout à fait uniques les espaces résidentiels et commerciaux.

Vielseitigkeit, Anpassungsfähigkeit, Originalität und Benutzerfreundlichkeit sind das Konzept, das perfekt zum Trend der großen EnergieKer Platten passen.

Mit der **EKXTREME**-Serie geht EnergieKer über gängige Schemata hinaus und bietet die Möglichkeit, jede Art von Umgebung in verschiedenen Stilen anzupassen. Dies geschieht mit Farben, Materialeffekten, Oberflächen, Stärken und Formaten, die sich stark voneinander unterscheiden und sich sehr unterschiedlich präsentieren können.

Gemeinsamer Nenner: die große Eleganz von Platten in ihren verschiedenen Kompositionen, die es ermöglichen, Wohnräume wie Geschäftsräume wirklich einzigartig zu machen.



EKXTREME EVOLVED DIMENSIONS

EKXTREME propone una gamma di **7 grandi formati** in Gres Porcellanato. Un sistema articolato per progetti alla ricerca di nuove soluzioni estetiche e pratiche, capaci di interpretare grandi spazi architettonici o raffinati ambienti contemporanei.

EKXTREME porcelain slabs are available in **7 big sizes**. A comprehensive system for projects aiming at developing new aesthetic and practical solutions, adaptable to large architectural spaces or refined contemporary environments.

EKXTREME propose une gamme de **7 grandes tailles** en grès cérame. Un système aussi vaste pour de projets qui sont à la recherche de nouvelles solutions esthétiques et pratiques, capables d'interpréter de grands espaces d'architecture à fort contenu technique ou des environnements contemporains raffinés.

EKXTREME bietet eine Auswahl von **7 Großformaten** aus Feinsteinzeug. Ein klares System für Projekte, auf der Suche nach neuen ästhetischen und praktischen Lösungen, um große architektonische Denkräume oder raffinierte zeitgenössische Umgebungen zu interpretieren.





270x120

106"x48"



320x160

126"x63"

320x160 cm

EKXTREMELY STYLISH

LE FINITURE DELLA SUPERFICIE

SURFACE FINISHES.
FINITIONS DE SURFACE.
OBERFLÄCHENBEARBEITUNGEN.

Lappato, Naturale e Silk : tre finiture di superficie estremamente diverse, che offrono stili opposti ma anche complementari. Dal lusso e dall'eleganza dell'effetto lucido al carattere forte e materico dell'aspetto naturale, passando per la raffinatezza della superficie Silk realizzata esclusivamente per i top 12 mm: l'intera gamma unisce innovazione e tradizione, tecnologia e artigianalità per un risultato sempre di grande realismo.

Semi polished finish "lappato", Natural and Silk: three extremely different surface finishes, offering opposing but also complementary styles. From the luxury and elegance of the glossy effect to the strong character of natural appearance, and the Silk surface made exclusively for the 12 mm tops: the whole range combines innovation and tradition, technology and craftsmanship for a consistent result of great realism.

Poli brillant, Naturel et Silk: trois finitions de surface extrêmement différentes qui offrent des styles opposés mais aussi complémentaires. Du luxe et de l'élégance de l'effet brillant au caractère fort et matérique de l'aspect naturel, en passant par l'élégance de la surface Silk faite exclusivement pour les plan en 12 mm : toute la gamme fusionne innovation et tradition, technologie et savoir-faire pour un résultat toujours très réel.

Lappato, Naturale und Silk: drei unterschiedliche Oberflächenveredelungen ergeben gegensätzliche aber auch komplementäre Stilrichtungen. Vom Luxus und der Eleganz des Glanzeffekts zum starken Charakter natürlicher Optik, die auf eine seidenmatte Oberfläche verfeinert werden kann. Exklusiv für 12 mm Platten: das ganze Sortiment vereint Innovation und Tradition, Technologie und Handwerkskunst für ein realistisches Ergebnis.





EKXTREMELY MATCH

L'EFFETTO A "MACCHIA APERTA"

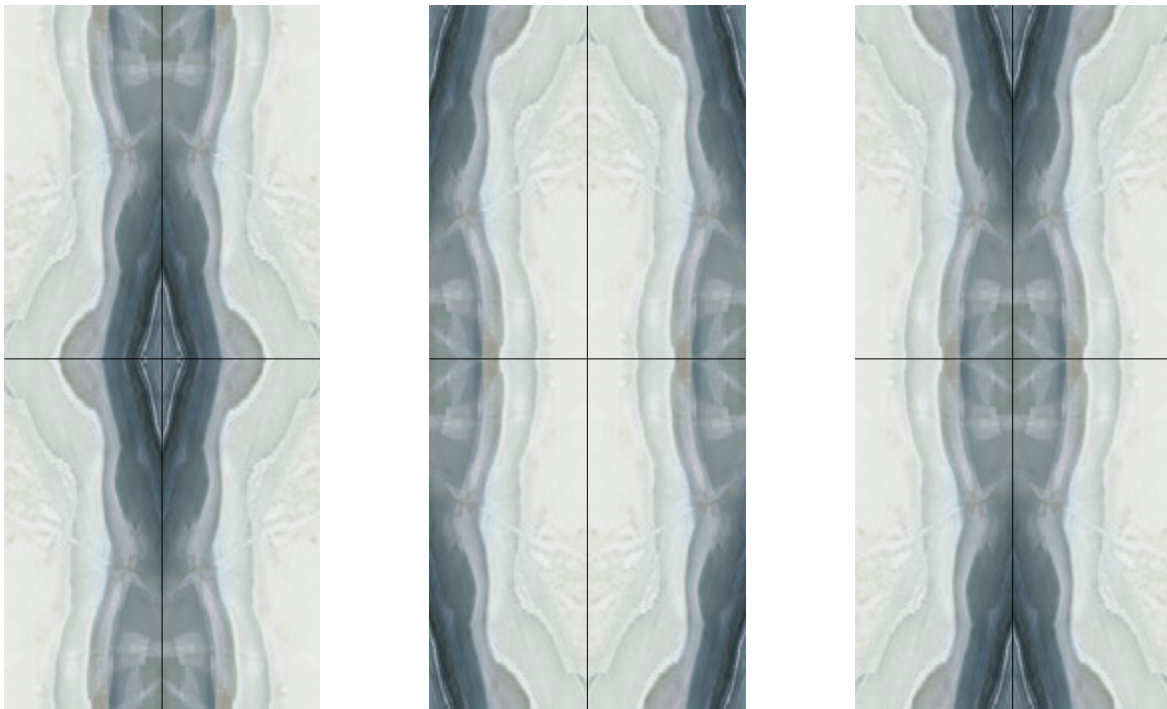
THE EFFECT OF "OPEN STAIN".
L'EFFET "LIVRE OUVERT".
DER EFFEKT DES "OFFENEN STEINS".

La gamma **EKXTREME** riproduce con fedeltà ogni aspetto della pietra e offre soluzioni compositive di grande prestigio, compreso l'effetto decorativo a "macchia aperta": qui le venature, come tagliate da un unico blocco, si compongono specularmente e giocano a creare disegni e geometrie naturali e di grande appeal.

The **EKXTREME** range faithfully reproduces every aspect of a natural stone and offers matching solutions of great prestige, including the decorative "book match" effect: the veins, as if cut from a single block, are mirrored and create designs and natural geometries of great appeal.

La gamme **EKXTREME** reproduit fidèlement tous les aspects de la pierre et offre des solutions de composition d'un grand prestige, notamment l'effet décoratif «livre ouvert»: les veines, coupées dans un seul bloc, peuvent être assemblées de manière spéculaire à fin de créer de dessins et de géométries naturelles de grand attrait.

Das **EKXTREME**-Sortiment gibt jeden Aspekt der Materie originalgetreu wieder und bietet creative Lösungen von großem Prestige, einschließlich des Effekts eines "offenen Steins". Es gibt die Darstellung von Adern wie aus einem einzigen Block geschnitten, mit der Möglichkeit diese spiegelnd zusammensetzen um Entwürfe natürlicher Geometrie von großer Anziehungskraft zu schaffen.





EKXTREMELY DECORATIVE

L'EVOLUZIONE DIGITALE SULLE GRANDI LASTRE

THE DIGITAL EVOLUTION OF DECOR SLABS.
L'ÉVOLUTION DIGITALE SUR LES GRANDES DALLES.
DIE DIGITALE ENTWICKLUNG AUF GROSSFORMATPLATTEN.

Ampia la possibilità creativa data dal decoro digitale sulle grandi lastre della linea **EKXTREME**. L'interpretazione materica va oltre le tradizionali offerte e si spinge a soluzioni di grande originalità. Le differenti tecniche decorative di stampa e le incisioni sulla superficie permettono alla creatività di architetti e designer di poter usufruire di soluzioni già disponibili o personalizzate per dare il massimo appeal stilistico.

The **EKXTREME** line is built upon the vast creative possibility of digital decoration. The material interpretation goes further than the traditional offers and reaches solutions of great originality. The different decorative printing techniques and the engravings on the surface allow the creative architects and designers to be able to take advantage of already available or customized designs to give the maximum stylistic appeal.

La possibilité créative offerte par la décoration digitale sur les grandes dalles de la gamme **EKXTREME** est très variée. L'interprétation matérielle dépasse l'offre conventionnelle et s'enrichit de solutions fortement originales. Les différentes techniques d'impression décorative et les gravures sur le surface permettent la créativité des architectes et des designers pour pouvoir tirer parti des solutions déjà disponibles ou personnalisées pour donner le maximum d'attrait stylistique.

Die kreativen Möglichkeiten einer digitalen Dekoration, ergeben die unglaubliche Vielfalt der Linie **EKXTREME**. So gehen materielle Interpretationen weiter, indem auch traditionelle Lösungen großer Originalität übernommen werden. Verschiedene dekorative Drucktechniken und Oberflächenstrukturen unterstützen Kreativität der Architekten und Designer, die damit auch bereits vorhandene oder kundenspezifische Lösungen einbinden können um eine maximale stilistische Anziehungskraft zu erreichen.



EK**XTREME**LY SPECIALIZED THICKNESSES

SPESSORI DIFFERENZIATI PER SPECIFICHE APPLICAZIONI

DIFFERENT THICKNESSES FOR SPECIFIC APPLICATIONS.
ÉPAISSEURS DIVERSIFIÉS POUR DES APPLICATIONS SPÉCIFIQUES.
UNTERSCHIEDLICHE MATERIALSTÄRKEN FÜR SPEZIFISCHE ANWENDUNGEN.


Il grande formato e i suoi derivati si declinano nelle loro trasformazioni progettuali con differenti spessori per offrire le migliori performances in termini tecnici ed estetici. Maggiore resistenza o maneggevolezza trovano la giusta risposta nelle tre diverse soluzioni di spessore in 6 - 9 e 12 mm.

The large format offers different thicknesses and smaller matching sizes to provide the best performances in technical and aesthetic terms. 6 - 9 and 12mm thicknesses allow greater resistance and easier handling.

Le grand format et ses dérivés se déclinent, pendant la conception de votre projet, avec différentes épaisseurs pour offrir les meilleures performances soit au niveau technique soit esthétique. Une plus grande résistance ou une meilleure maniabilité trouvent la bonne réponse dans les trois solutions d'épaisseurs différentes, notamment 6, 9 et 12 mm.

Das Großformat und dessen Unterformate, in verschiedenen Materialstärken bietet Leistungen von technischer und ästhetischer Transformation.

Wahlweise größerer Widerstand oder Flexibilität finden stets die richtige Antwort in den drei verschiedenen Stärkenlösungen in 6 - 9 und 12 mm.



6 mm

Indicato per rivestimenti.

Suitable for wall coverings.
Indiqué pour les revêtement des murs.
Empfohlen als Wandverkleidung.

Specifico per realizzare complementi d'arredo coordinati a pavimenti e rivestimenti.

Suitable for decorations easily combining with floors and wall coverings.
Spécifique pour la réalisation des compléments d'aménagement coordonnés en sols et en mur.
Für Ergänzungen an Wand und Boden.

Superficie leggera e maneggevole.

Light and handling surface.
Surface légère et maniable.
Praktische Oberfläche.

Indicato in esterno per facciate ventilate.

Suitable for exterior ventilated facades.
Indiqué en extérieur pour la réalisation de façade ventilées.
Geeignet als hinterlüftete Fassade im Aussenbereich.

Ideale per i progetti di cantieristica navale.

Ideal for shipbuilding industry.
Idéal pour la réalisation les projets de chantiers navals.
Ideal fuer den Schiffbau.

Indicato per rinnovare contesti esistenti.

Suitable for renovations.
Indiqué pour la rénovation d'ambiances existants.
Renovierungsvorschlag.



9 mm

Indicato per pavimenti.

Suitable for floors.
Indiqué pour les sols.
Geeignet als Bodenbelag.

Indicato per rivestimenti.

Suitable for wall coverings.
Indiqué pour les revêtement des murs.
Empfohlen als Wandverkleidung.

Specifico per realizzare complementi d'arredo coordinati a pavimenti e rivestimenti.

Suitable for decorations easily combining with floors and wall coverings.
Spécifique pour la réalisation des compléments d'aménagement coordonnés en sols et en mur.
Für Ergänzungen an Wand und Boden.



12 mm

La superiore resistenza meccanica consente di realizzare top bagno, top cucina, tavoli e piani di lavoro.

It's superior mechanical resistance makes it perfect to create bathrooms tops, kitchen tops, tables and working surfaces.

La très grande résistance de la matière permet de réaliser les plans de salles de bains, des cuisines, des tables et en general tous les plans de travail.

Die ueberlegene Festigkeit erlaubt den Einsatz als Waschtisch, Kuechenplatte, Tischplatten und Arbeitsplatten.





B

C

A

E

H-1

B

H-2

D

G

F

COERENZA DI STILE IN TUTTI GLI ELEMENTI DI ARREDO

CONSISTENCY OF STYLE IN ALL THE FURNISHING ELEMENTS.
UNIFORMITÉ DE DESIGN DANS TOUS LES ELEMENTS D'AMEUBLEMENT.
STILSICHERHEIT AN EINRICHTUNGSELEMENTEN.

A

TOP CUCINA

Kitchen top
Plan de travail cuisine
Arbeitsplatte der Küche

Dolomite

LAPPATO CAMPO PIENO
SEMI POLISHED
SEMI-POLI BRILLANT
GELÄPPT

12 mm

B

ANTE CUCINA

Kitchen cabinet door
Portes de cuisine
Türen der Küchenmöbel

Dolomite

LAPPATO CAMPO PIENO
SEMI POLISHED
SEMI-POLI BRILLANT
GELÄPPT

6 mm

C

RIVESTIMENTO CUCINA

Kitchen unit cladding
Revêtement cuisine
Verblendung

Dolomite

LAPPATO CAMPO PIENO
SEMI POLISHED
SEMI-POLI BRILLANT
GELÄPPT

6 mm

D

TAVOLO

Table
Table
Tisch

Marquiña

LAPPATO CAMPO PIENO
SEMI POLISHED
SEMI-POLI BRILLANT
GELÄPPT

12 mm

E

PORTA

Door
Porte
Tür

Dolomite

LAPPATO CAMPO PIENO
SEMI POLISHED
SEMI-POLI BRILLANT
GELÄPPT

6 mm

F

TAVOLINO SOGGIORNO

Living room table
Table du salon
Tischplatten

Marquiña

LAPPATO CAMPO PIENO
SEMI POLISHED
SEMI-POLI BRILLANT
GELÄPPT

12 mm

G

PAVIMENTO

Floor
Sols
Bodenfliesen

Parker

Anthracite 120x120
NATURALE RETTIFICATO
NATURAL RECTIFIED
NATUREL RECTIFIÉ
NATUR REKTIFIZIERT

9 mm

H-1

RIVESTIMENTO

Wall tiling
Revêtement
Verblendung

Dolomite

LAPPATO CAMPO PIENO
SEMI POLISHED
SEMI-POLI BRILLANT
GELÄPPT

6 mm

H-2

RIVESTIMENTO

Wall tiling
Revêtement
Verblendung

Marquiña

LAPPATO CAMPO PIENO
SEMI POLISHED
SEMI-POLI BRILLANT
GELÄPPT

6 mm

EKXTREMELY PROJECTUAL

PROGETTUALITÀ EVOLUTA PER AMPI SPAZI D'UTILIZZO

ADVANCED DESIGN FOR WIDE SPACES OF USE.
CONCEPTION AVANCÉE POUR PLUSIEURS DOMAINES D'UTILISATION.
FORTSCHRITTLICHES DESIGN FÜR VERSCHIEDENSTE NUTZUNGSBEREICHE.

Creatività e progettualità si esprimono in modo estremo con le grandi lastre **EKXTREME**. Facilità di lavorazione - di taglio e finitura - e versatilità di utilizzo sono gli ingredienti che consentono un approccio evoluto a ogni tipo di progetto, permettendo di immaginare e realizzare oggetti, elementi d'arredo, complementi anche con forme complesse o irregolari.

Creativity and planning are expressed in an extreme way with the large **EKXTREME** slabs. Ease of processing - cutting and finishing - and versatility are the factors that allow an advanced approach to each type of project; allowing you to imagine and create objects, furnish elements and complements even with complex or irregular shapes.

La créativité et la planification s'expriment de manière extrême grâce à les grandes dalles de la gamme **EKXTREME**.

Facilité de traitement - de coupe et de finition - et poly-valence d'utilisation sont les ingrédients qui permettent une attitude avancée pour chaque type de projet, nous permettant d'imaginer et de créer des objets, des éléments d'ameublement même avec des formes complexes ou irrégulières.

Kreativität und Planung unterstützt von großen **EKXTREME**-Platten.

Einfache Verarbeitung - wie das Schneiden und bearbeiten - und die Vielseitigkeit des Verwendungszwecks sind die Zutaten jedes vorstellbare Projekt zu ermöglichen, sowie Einrichtungselemente in komplexen oder unregelmäßigen Formen zu ergänzen.



EKXTREMELY APPLICATIVE

DALLE SUPERFICI ALL'ARREDAMENTO IN UN UNICO PROGETTO CERAMICO

FROM THE SURFACES TO THE FURNISHING IN A SINGLE CERAMIC PROJECT.
À PARTIR DES SURFACES JUSQU'AU AMÉNAGEMENT DANS UN SEUL PROJET CÉRAMIQUE.
VON DEN OBERFLÄCHEN BIS ZUR AUSSTATTUNG IN EINEM EINZIGEN KERAMIKPROJEKT.

Quando si parla della linea **EKXTREME**, si parla di duttilità di utilizzo a 360 gradi. Sfruttando questa versatilità è possibile arredare ogni ambiente, interno o esterno, scegliendo un gusto classico o moderno, un effetto elegante o contemporaneo. Dal pavimento al top cucina, da un'anta a un tavolo, per ogni necessità di arredo esiste una soluzione da progettare con i prodotti della serie **EKXTREME**.

When we talk about the **EKXTREME** line, we talk about all-round usage flexibility. Taking advantage of this versatility, it is possible to furnish any interior or exterior environment in a classic or modern taste, an elegant or contemporary effect. From the floor to the kitchen counter top, from door to table, for every furnishing need, there is a solution to be designed with **EKXTREME** series products.

Lorsqu'on parle de la ligne **EKXTREME**, nous parlons de flexibilité d'utilisation à 360 degrés. Profitant de cette polyvalence, il est possible de décorer n'importe quel ambiance intérieur ou extérieur en choisissant un goût classique ou moderne, un effet élégant ou contemporain. Du sol au plan de travail de la cuisine, d'une porte à une table, pour tous les besoins en matière de décoration, vous trouverez au sein de la gamme **EKXTREME** la solution pour la conception de votre projet personnalisé et unique.

Wenn wir von der **EKXTREME**-Linie sprechen, sprechen wir von einer Nutzungsflexibilität von 360 Grad. Egal ob Sie einen klassischen oder modernen Geschmack bevorzugen, einen eleganten oder zeitgemäßen Effekt erzielen wollen, mit dieser Vielseitigkeit ist es möglich, jede Innen- oder Außenumgebung entsprechend zu verkleiden. Vom Boden bis zur Küchenabdeckung, vom Türblatt bis zur Tischplatte kann mit Produkten der **EKXTREME**-Serie eine Lösung für jeden Einrichtungsbedarf entwickelt werden.



EKXTREMELY TECHNICAL

ESTETICA, FUNZIONALITÀ E TECNOLOGIA NELLE LASTRE CERAMICHE

AESTHETICS, FUNCTIONALITY AND TECHNOLOGY IN CERAMIC SLABS.
ESTHÉTIQUE, FONCTIONNALITÉ ET TECHNOLOGIE DANS LES DALLES EN GRÈS CÉRAME.
ÄSTHETIK, FUNKTIONALITÄT UND TECHNOLOGIE IN FORM VON KERAMIKPLATTEN.

Associando le lastre **EKXTREME** 6 mm a dispositivi di ancoraggio dedicati è possibile sviluppare rivestimenti per le pareti esterne degli edifici. Le "**facciate ventilate**", caratterizzate dall'applicazione a parete di un'intelaiatura che sostiene la lastra, e "**le facciate incollate**" dove la lastra è incollata e ancorata direttamente alla parete.

6 mm **EKXTREME** slabs can be combined to special anchoring devices to develop coatings for the external walls.

"**Ventilated facades**", characterized by the application of a frame on the wall to support the slab, and "**glued facades**" where the slabs is glued and anchored directly to the wall.

Les "**façades ventilées**", caractérisées par l'application d'un cadre sur le mur supportant la dalle, et les "**façades collées**" où la dalle est collée et ancrée directement au mur. Grâce à la combinaison des dalles **EKXTREME** en 6 mm d'épaisseur à de dispositifs d'ancrage spécifiques, il est possible de développer des revêtements pour les murs extérieurs des bâtiments.

Die "**hinterlüfteten Fassaden**", gekennzeichnet durch den Einsatz eines Rahmens an der Wand, der die Platte trägt, und "**geklebte Fassaden**", wo die Platte direkt an der Wand geklebt und verankert wird. Durch die Verbindung der **EKXTREME** 6 mm Platten mit speziellen Verankerungen können Verkleidungen für Außenwände von Gebäuden entwickelt werden.



EKXTREMELY SUPERIOR

BELLEZZA E PRESTAZIONI SUPERIORI

BEAUTY AND SUPERIOR PERFORMANCE.
BEAUTÉ ET PERFORMANCES SUPÉRIEURES.
SCHÖNHEIT MIT ÜBERLEGENER LEISTUNG.

Lo stile delle lastre si sposa con le più alte performances tecnologiche e funzionali del gres porcellanato. Ne risulta una proposta progettuale dove la bellezza e l'interpretazione creativa garantiscono anche resistenza, durevolezza, facilità di posa e di pulizia, in un'ottica di offerta completa di alto livello.

The style of the stone is combined with the highest technological and functional performances of porcelain stoneware. The result is a design proposal where beauty and creative interpretation also guarantee resistance, durability, ease of installation and cleaning, with a view to offering a complete high level.

Le style des dalles est associé aux meilleures performances technologiques et fonctionnelles du grès cérame. Le résultat est une proposition de design où beauté et interprétation créative garantissent également résistance, durabilité, facilité d'installation et de nettoyage, dans la perspective d'une offre complète et haut de gamme.

Der ausgeprägte Stil jeder einzelnen Platte wird mit den höchsten technologischen und funktionalen Leistungen Feinsteinzeug's kombiniert. Das Ergebnis ist ein Designvorschlag, bei dem Schönheit und kreative Interpretation, verbunden mit Beständigkeit, Haltbarkeit, einfacher Installation und Reinigung ein vollständiges, hochwertiges Angebot garantieren.

IGIENICO. ADATTO PER ALIMENTI
Hygienic and suitable for food.
Hygiénique et adapté aux produits alimentaires.
Mit Lebensmitteleignung.

RESISTENTE AI GRAFFI
Scratch-resistant.
Résistant aux rayures.
Kratzbeständig.

RESISTENTE AGLI IMPATTI
Impact-resistant.
Résistant aux impacts.
Stoßfest.

RESISTE ALLE MACCHIE
Stain-resistant.
Résistant aux taches.
Fleckbeständig.

SEMPLICE DA PULIRE
Easy to clean.
Facile à nettoyer.
Einfach zu reinigen.

RESISTENTE AGLI ACIDI
Acid-resistant.
Résistant aux acides.
Säurebeständig.

IGNIFUGO
Fireproof.
Ignifuge.
Feuerbeständig.

NON SI ALTERA NEL TEMPO
Long-lasting.
Il reste intact avec le temps.
Alterungsbeständig.

IMPERMEABILE
Waterproof.
Imperméable.
Wasserfest.

NON TEME GLI SBALZI TERMICI
Resistant to thermal shocks.
Résistant aux variations thermiques.
Temperaturwechselbeständig.

NESSUNA MANUTENZIONE
No maintenance needed.
Il ne nécessite pas de maintenance.
Kein Unterhalt.



LE LASTRE EKXTREME

EKXTREME SLABS.
LES DALLES EKXTREME.
DIE EKXTREME PLATTEN.


GRES PORCELLANATO COLORATO IN MASSA
PORCELAIN STONEWARE COLOURED IN BODY
GRÈS CÉRAMÉ COLORÉ DANS LA MASSE
DURCHGEFÄRBTES FEINSTEINZEUG

EKXTREME offre un'ampia gamma di superfici e colori al passo con i trend più esclusivi del momento. Una vasta scelta di effetti tra cui pregiatissimi marmi, cementi, legni e pietre capaci di creare soluzioni estetiche adattabili a spazi lussuosi e raffinati o ad ambienti commerciali e contemporanei.


EKXTREME offers a wide range of color surfaces following the most exclusive and newest trends. A wide range of effects including precious marbles, cements, woods and stones capable of creating aesthetic solutions that can be adapted to luxurious and refined spaces or commercial and contemporary environments.


EKXTREME propose une large gamme de surfaces et couleurs en accord avec les tendances les plus exclusives du moment. Une très grande variété d'effets incluant les marbres les plus précieux, les ciments, les bois et les pierres capables de créer des solutions esthétiques qui peuvent être adaptées soit à des espaces de luxe et sophistiqués soit à des ambiances commerciaux et contemporains.

EKXTREME bietet eine Reihe von Farboberflächen, die mit dem exklusivsten Trends des Augenblicks Schritt halten. Eine breite Palette von Effekten, einschließlich kostbarer Marmor-, Stein-, Holz- und Zementoptiken, die in der Lage sind ästhetische Lösungen zu schaffen, die an luxuriöse und raffinierte oder kommerzielle und zeitgenössische Räume angepasst werden können.



270x120
106" x 48" 

270x120 Book Match (A/B)
106" x 48" 

FORMATO SIZE		Tipologia Imballaggio	Ingombro	M ² / Pz	Kg/ Pz	Pz/ Pal.	M ² / Cassa	Kg/ Cassa
270x120	6 mm	CASSA	283x132x39	3,24	46,65	20	64,8	1040
270x120	6 mm	CAVALLETTO	280x75x155	3,24	46,65	40	129,6	2021

LA COLLEZIONE DISPONE DI ALTRI FORMATI

AVAILABLE ALSO IN MORE FORMATS
LA COLLECTION COMPLÈTE DISPOSE DE PLUSIEURS FORMATS
DIE KOLLEKTION UMFASST WEITERE FORMATE



60x120
24" x 48"

60x120 Book Match (A/B)
24" x 48"

GRES PORCELLANATO COLORATO IN MASSA
 PORCELAIN STONEWARE COLOURED IN BODY
 GRÉS CÉRAMÉ COLORÉ DANS LA MASSE
 DURCHGEFÄRBTES FEINSTEINZEUG

EKXTREME	LAPPATO CAMPO PIENO SEMI-POLISHED SEMI-POLI BRILLANT GELÄPPT	NATURALE RETTIFICATO NATURAL RECTIFIED NATUREL RECTIFIÉ NATUR REKTIFIZIERT	SPESSORE THICKNESS ÉPAISSEUR STAERKE
270x120 . 106"x48"	98,77	-	6 mm
270x120 . 106"x48" Book Match (A/B)	114,20	-	6 mm


I FORMATI 120x270, 121x270, 160x320 E 163x324, E I PRODOTTI CON "EFFETTO MARMO" HANNO IMPASTI COLORATI IN MASSA BIANCHI O NERI. PER TUTTI GLI ALTRI EFFETTI "CEMENTI, METALLI, PIETRE E LEGNI" E FORMATI, L'IMPASTO UTILIZZATO È COLORATO IN MASSA MACINATO A SECCO.
 THE SIZES 120x270, 160x320 AND 163x324, IN "MARBLE EFFECT" ARE MANUFACTURED USING A COLOURED WHITE OR BLACK BODY. FOR ALL THE OTHER "CEMENT, METALS, STONES AND WOODS LOOK" AND SIZES, THE BODY USED IS COLOURED IN DRY PRESSED MASS.

SUPERFICIE . SURFACE FINISH . SURFACE . OBERFLÄCHE




LAPPATO CAMPO PIENO
SEMI-POLISHED
SEMI-POLI BRILLANT
GELÄPPT

SPESSORE . THICKNESS . ÉPAISSEUR . STAERKE



EK ENERGIE KER	LAPPATO CAMPO PIENO SEMI-POLISHED SEMI-POLI BRILLANT GELÄPPT	NATURALE RETTIFICATO NATURAL RECTIFIED NATUREL RECTIFIÉ NATUR REKTIFIZIERT	SPESSORE THICKNESS ÉPAISSEUR STAERKE
60x120 . 24"x48"	58,64	-	9 mm
60x120 . 24"x48" Book Match (A/B)	74,07	-	9 mm





320x160
126" x 63"



270x120
106" x 48"



320x160 Book Match (A/B)
126" x 63"



270x120 Book Match (A/B)
106" x 48"



324x163
127" x 64"



NON RETTIFICATO
NOT RECTIFIED
NON RECTIFIÉ
NICHT REKTIFIZIERT

324x163 Book Match (A/B)
127" x 64"



FORMATO SIZE	12 mm	Tipologia Imballaggio	Ingombro	M ² / Pz	Kg/ Pz	Pz/ Pal.	M ² / Cassa	Kg/ Cassa
324x163 LCP	12 mm	CASSA	172,6x343,2x36	5,28	145,50	8	42,24	1317
324x163 LCP	12 mm	CAVALLETTO	330x75x200	5,28	145,50	16	84,48	2517
324x163 SILK	12 mm	CASSA	172,6x343,2x36	5,28	145,50	8	42,24	1317
324x163 SILK	12 mm	CAVALLETTO	330x75x200	5,28	145,50	16	84,48	2517
320x160 LCP	6 mm	CASSA	172,6x343,2x36	5,12	78,13	16	81,92	1403
320x160 LCP	6 mm	CAVALLETTO	330x75x200	5,12	78,13	32	163,84	2690
270x120 LCP	6 mm	CASSA	283x132x39	3,24	46,65	20	64,8	1040
270x120 LCP	6 mm	CAVALLETTO	280x75x155	3,24	46,65	40	129,6	2021

LA COLLEZIONE DISPONE DI ALTRI FORMATI

AVAILABLE ALSO IN MORE FORMATS
LA COLLECTION COMPLÈTE DISPOSE DE PLUSIEURS FORMATS
DIE KOLLEKTION UMFASST WEITERE FORMATE



60x120
24" x 48"

60x120 Book Match (A/B)
24" x 48"

GRES PORCELLANATO COLORATO IN MASSA
 PORCELAIN STONEWARE COLOURED IN BODY
 GRÉS CÉRAMÉ COLORÉ DANS LA MASSE
 DURCHGEFÄRBTES FEINSTEINZEUG

EKXTREME	LAPPATO CAMPO PIENO SEMI-POLISHED SEMI-POLI BRILLANT GELÄPPT	NATURALE RETTIFICATO NATURAL RECTIFIED NATUREL RECTIFIÉ NATUR REKTIFIZIERT	SILK	SPESSORE THICKNESS ÉPAISSEUR STAERKE
324x163 . 127"x64"	194,44	-	169,75	12 mm
324x163 . 127"x64" Book Match (A/B)	209,88	-	185,19	12 mm
320x160 . 126"x63"	123,46	-	-	6 mm
320x160 . 126"x63" Book Match (A/B)	138,89	-	-	6 mm
270x120 . 106"x48"	98,77	-	-	6 mm
270x120 . 106"x48" Book Match (A/B)	114,20	-	-	6 mm


I FORMATI 120x270, 121x270, 160x320 E 163x324, E I PRODOTTI CON "EFFETTO MARMO" HANNO IMPASTI COLORATI IN MASSA BIANCHI O NERI. PER TUTTI GLI ALTRI EFFETTI "CEMENTI, METALLI, PIETRE E LEGNI" E FORMATI, L'IMPASTO UTILIZZATO È COLORATO IN MASSA MACINATO A SECCO.

THE SIZES 120x270, 160x320 AND 163x324, IN "MARBLE EFFECT" ARE MANUFACTURED USING A COLOURED WHITE OR BLACK BODY. FOR ALL THE OTHER "CEMENT, METALS, STONES AND WOODS LOOK" AND SIZES, THE BODY USED IS COLOURED IN DRY PRESSED MASS.

SUPERFICIE . SURFACE FINISH . SURFACE . OBERFLÄCHE




SPESSORE . THICKNESS . ÉPAISSEUR . STAERKE



EK ENERGIE KER	LAPPATO CAMPO PIENO SEMI-POLISHED SEMI-POLI BRILLANT GELÄPPT	NATURALE RETTIFICATO NATURAL RECTIFIED NATUREL RECTIFIÉ NATUR REKTIFIZIERT	SPESSORE THICKNESS ÉPAISSEUR STAERKE
60x120 . 24"x48"	58,64	-	9 mm
60x120 . 24"x48" Book Match (A/B)	74,07	-	9 mm





270x120
106" x 48"

270x120 Book Match (A/B)
106" x 48"

FORMATO SIZE		Tipologia Imballaggio	Ingombro	M ² / Pz	Kg/ Pz	Pz/ Pal.	M ² / Cassa	Kg/ Cassa
270x120	6 mm	CASSA	283x132x39	3,24	46,65	20	64,8	1040
270x120	6 mm	CAVALLETTO	280x75x155	3,24	46,65	40	129,6	2021

LA COLLEZIONE DISPONE DI ALTRI FORMATI
 AVAILABLE ALSO IN MORE FORMATS
 LA COLLECTION COMPLÈTE DISPOSE DE PLUSIEURS FORMATS
 DIE KOLLEKTION UMFASST WEITERE FORMATE



60x120
24" x 48"



60x60
24" x 24"




30x60
12" x 24"

GRES PORCELLANATO COLORATO IN MASSA
 PORCELAIN STONEWARE COLOURED IN BODY
 GRÉS CÉRAMÉ COLORÉ DANS LA MASSE
 DURCHGEFÄRBTES FEINSTEINZEUG


EKXTREME	LAPPATO CAMPO PIENO	NATURALE RETTIFICATO	SPESSORE THICKNESS ÉPAISSEUR STAERKE
	SEMI-POLISHED SEMI-POLI BRILLANT GELÄPPT	NATURAL RECTIFIED NATUREL RECTIFIÉ NATUR REKTIFIZIERT	
270x120 . 106"x48"	98,77	-	6 mm
270x120 . 106"x48" Book Match (A/B)	114,20	-	6 mm

I FORMATI 120x270, 121x270, 160x320 E 163x324, E I PRODOTTI CON "EFFETTO MARMO" HANNO IMPASTI COLORATI IN MASSA BIANCHI O NERI. PER TUTTI GLI ALTRI EFFETTI "CEMENTI, METALLI, PIETRE E LEGNI" E FORMATI, L'IMPASTO UTILIZZATO È COLORATO IN MASSA MACINATO A SECCO. THE SIZES 120x270, 160x320 AND 163x324, IN "MARBLE EFFECT" ARE MANUFACTURED USING A COLOURED WHITE OR BLACK BODY. FOR ALL THE OTHER "CEMENT, METALS, STONES AND WOODS LOOK" AND SIZES, THE BODY USED IS COLOURED IN DRY PRESSED MASS.

SUPERFICIE . SURFACE FINISH . SURFACE . OBERFLÄCHE




SPESSORE . THICKNESS . ÉPAISSEUR . STAERKE



EK ENERGIE KER	LAPPATO CAMPO PIENO	NATURALE RETTIFICATO	SPESSORE THICKNESS ÉPAISSEUR STAERKE
	SEMI-POLISHED SEMI-POLI BRILLANT GELÄPPT	NATURAL RECTIFIED NATUREL RECTIFIÉ NATUR REKTIFIZIERT	
60x120 . 24"x48"	58,64	44,75	9 mm
60x60 . 24"x24"	47,84	30,86	9 mm
30x60 . 12"x24"	44,75	27,16	9 mm





270x120
106" x 48"

270x120 Book Match (A/B)
106" x 48"

FORMATO SIZE		Tipologia Imballaggio	Ingombro	M ² / Pz	Kg/ Pz	Pz/ Pal.	M ² / Cassa	Kg/ Cassa
270x120	6 mm	CASSA	283x132x39	3,24	46,65	20	64,8	1040
270x120	6 mm	CAVALLETTO	280x75x155	3,24	46,65	40	129,6	2021

LA COLLEZIONE DISPONE DI ALTRI FORMATI

AVAILABLE ALSO IN MORE FORMATS
LA COLLECTION COMPLÈTE DISPOSE DE PLUSIEURS FORMATS
DIE KOLLEKTION UMFASST WEITERE FORMATE



60x120
24" x 48"



60x60
24" x 24"



30x60
12" x 24"

60x120
Book Match (A/B)
24" x 48"

GRES PORCELLANATO COLORATO IN MASSA
 PORCELAIN STONEWARE COLOURED IN BODY
 GRÉS CÉRAMÉ COLORÉ DANS LA MASSE
 DURCHGEFÄRBTES FEINSTEINZEUG


EKXTREME	LAPPATO CAMPO PIENO	NATURALE RETTIFICATO	SPESSORE THICKNESS ÉPAISSEUR STAERKE
	SEMI-POLISHED SEMI-POLI BRILLANT GELÄPPT	NATURAL RECTIFIED NATUREL RECTIFIÉ NATUR REKTIFIZIERT	
270x120 . 106"x48"	98,77	74,07	6 mm
270x120 . 106"x48" Book Match (A/B)	114,20	-	6 mm

I FORMATI 120x270, 121x270, 160x320 E 163x324, E I PRODOTTI CON "EFFETTO MARMO" HANNO IMPASTI COLORATI IN MASSA BIANCHI O NERI.
 PER TUTTI GLI ALTRI EFFETTI "CEMENTI, METALLI, PIETRE E LEGNI" E FORMATI, L'IMPASTO UTILIZZATO È COLORATO IN MASSA MACINATO A SECCO.
 THE SIZES 120x270, 160x320 AND 163x324, IN "MARBLE EFFECT" ARE MANUFACTURED USING A COLOURED WHITE OR BLACK BODY. FOR ALL THE OTHER "CEMENT, METALS, STONES AND WOODS LOOK" AND SIZES, THE BODY USED IS COLOURED IN DRY PRESSED MASS.

SUPERFICIE . SURFACE FINISH . SURFACE . OBERFLÄCHE

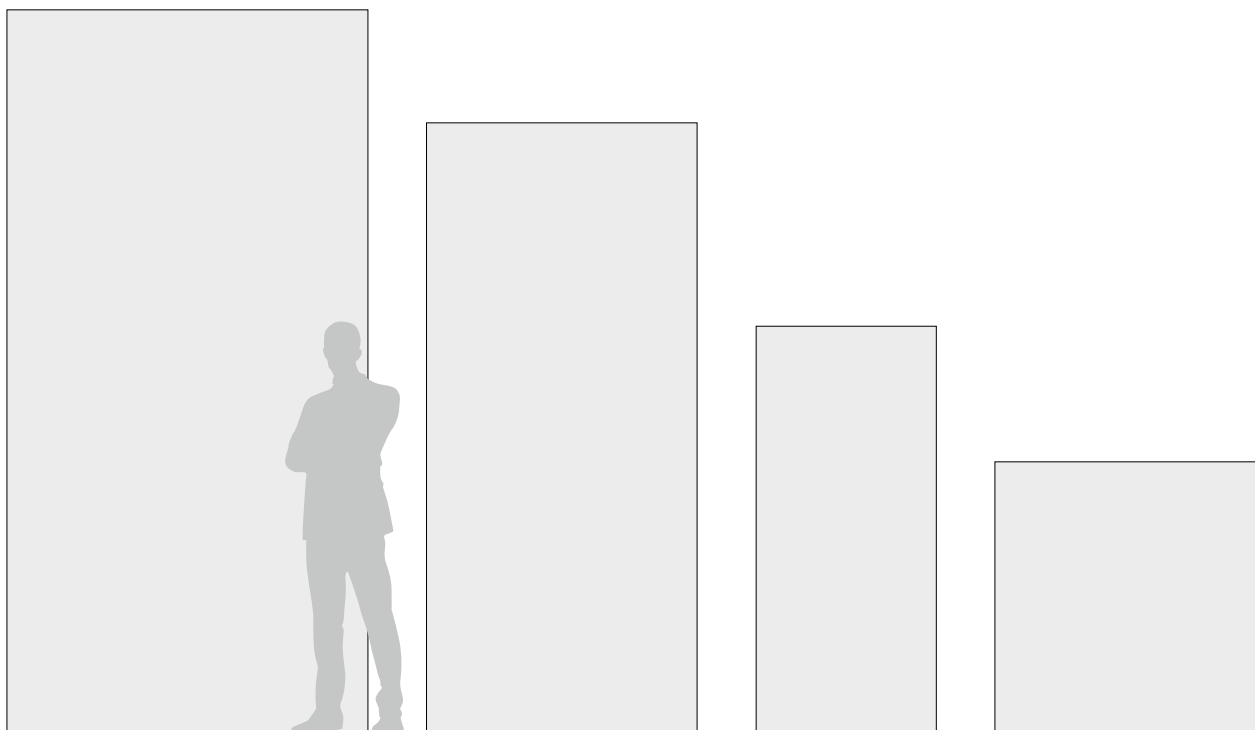


SPESSORE . THICKNESS . ÉPAISSEUR . STAERKE



EK ENERGIE KER	LAPPATO CAMPO PIENO	NATURALE RETTIFICATO	SPESSORE THICKNESS ÉPAISSEUR STAERKE
	SEMI-POLISHED SEMI-POLI BRILLANT GELÄPPT	NATURAL RECTIFIED NATUREL RECTIFIÉ NATUR REKTIFIZIERT	
60x120 . 24"x48"	58,64	44,75	9 mm
60x120 . 24"x48" Book Match (A/B)	74,07	-	9 mm
60x60 . 24"x24"	47,84	30,86	9 mm
30x60 . 12"x24"	44,75	27,16	9 mm





320x160
126" x 63"



270x120
106" x 48"



180x80
71" x 32"




120x120
48" x 48"



270x120 Book Match (A/B)
106" x 48"



FORMATO SIZE		Tipologia Imballaggio	Ingombro	M ² / Pz	Kg/ Pz	Pz/ Pal.	M ² / Cassa	Kg/ Cassa
320x160 LCP	6 mm	CASSA	172,6x343,2x36	5,12	78,13	16	81,92	1403
320x160 LCP	6 mm	CAVALLETTO	330x75x200	5,12	78,13	32	163,84	2690
270x120	6 mm	CASSA	283x132x39	3,24	46,65	20	64,8	1040
270x120	6 mm	CAVALLETTO	280x75x155	3,24	46,65	40	129,6	2021

FORMATO SIZE		Tipologia Imballaggio	Ingombro	Pz/ Box	M ² / Box	Kg/ Box	Box/ Pal.	M ² / Pal	Kg/ Pal
120x120 LCP	9 mm	PALLET CON SPONDE	143,2x124x56,1	2	2,88	58,24	18	51,84	1100
180x80	9 mm	PALLET CON SPONDE	188x97x58	2	2,88	58,06	18	51,84	1100

LA COLLEZIONE DISPONE DI ALTRI FORMATI

AVAILABLE ALSO IN MORE FORMATS
LA COLLECTION COMPLETE DISPOSE DE PLUSIEURS FORMATS
DIE KOLLEKTION UMFASST WEITERE FORMATE



60x120
24" x 48"



30,8x61,5
12" x 24"


60x120
Book Match (A/B)
24" x 48"

GRES PORCELLANATO COLORATO IN MASSA
 PORCELAIN STONEWARE COLOURED IN BODY
 GRÉS CÉRAMÉ COLORÉ DANS LA MASSE
 DURCHGEFÄRBTES FEINSTEINZEUG


EKXTREME	LAPPATO CAMPO PIENO SEMI POLISHED SEMI-POLI BRILLANT GELÄPPT	NATURALE RETTIFICATO NATURAL RECTIFIED NATUREL RECTIFIÉ NATUR REKTIFIZIERT	SPESSORE THICKNESS ÉPAISSEUR STAERKE
320x160 . 126"x63"	123,46	-	6 mm
270x120 . 106"x48"	98,77	74,07	6 mm
270x120 . 106"x48" Book Match (A/B)	114,20	-	6 mm
120x120 . 48"x48"	77,16	-	9 mm
180x80 . 71"x32"	80,25	-	9 mm

I FORMATI 120x270, 121x270, 160x320 E 163x324, E I PRODOTTI CON "EFFETTO MARMO" HANNO IMPASTI COLORATI IN MASSA BIANCHI O NERI. PER TUTTI GLI ALTRI EFFETTI "CEMENTI, METALLI, PIETRE E LEGNI" E FORMATI, L'IMPASTO UTILIZZATO È COLORATO IN MASSA MACINATO A SECCO.
 THE SIZES 120x270, 160x320 AND 163x324, IN "MARBLE EFFECT" ARE MANUFACTURED USING A COLOURED WHITE OR BLACK BODY. FOR ALL THE OTHER "CEMENT, METALS, STONES AND WOODS LOOK" AND SIZES, THE BODY USED IS COLOURED IN DRY PRESSED MASS.

SUPERFICIE . SURFACE FINISH . SURFACE . OBERFLÄCHE

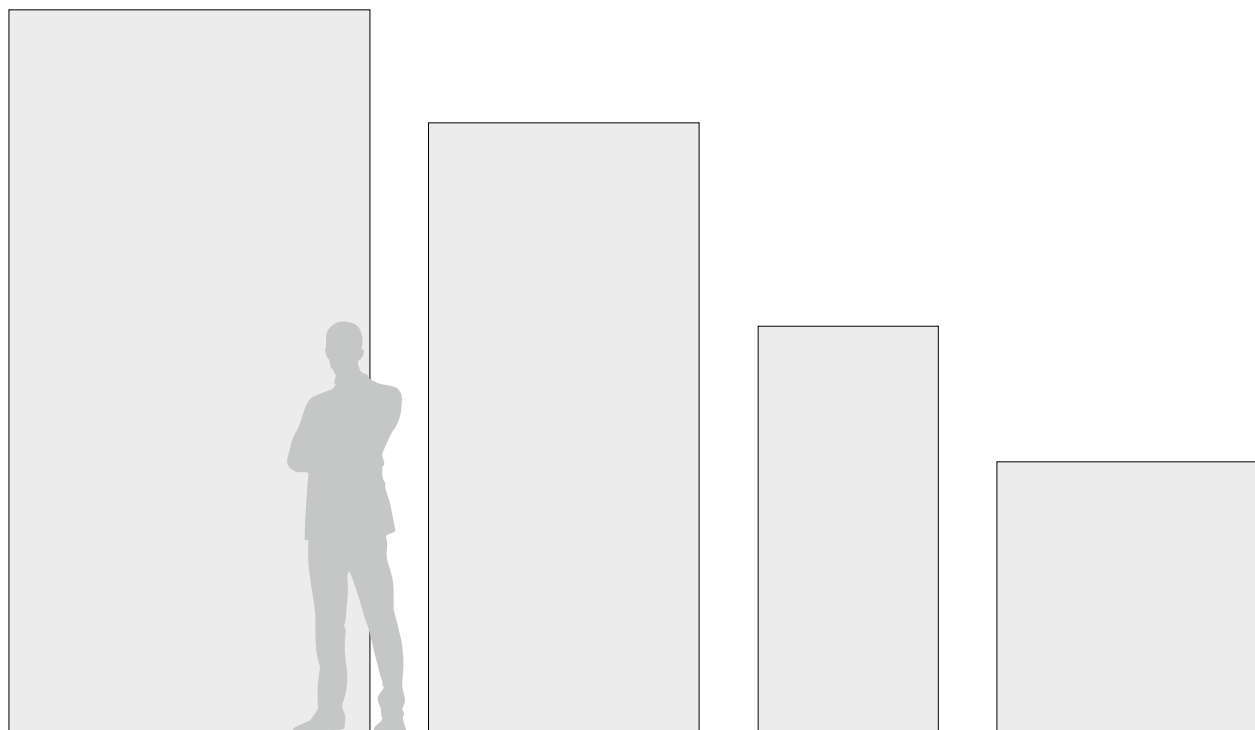


SPESSORE . THICKNESS . ÉPAISSEUR . STAERKE



EK ENERGIE KER	LAPPATO CAMPO PIENO SEMI POLISHED SEMI-POLI BRILLANT GELÄPPT	NATURALE NATURAL NATUREL NATUR	NATURALE RETTIFICATO NATURAL RECTIFIED NATUREL RECTIFIÉ NATUR REKTIFIZIERT	SPESSORE THICKNESS ÉPAISSEUR STAERKE
60x120 . 24"x48"	58,64	-	44,75	9 mm
60x120 . 24"x48" Book Match (A/B)	74,07	-	-	9 mm
30,8x61,5 . 12"x24"	-	24,07	-	9 mm





320x160
126"x63"

270x120
106"x48"

180x80
71"x32"

120x120
48"x48"

324x163
127"x64"

NON RETTIFICATO
NOT RECTIFIED
NON RECTIFIÉ
NICHT REKTIFIZIERT

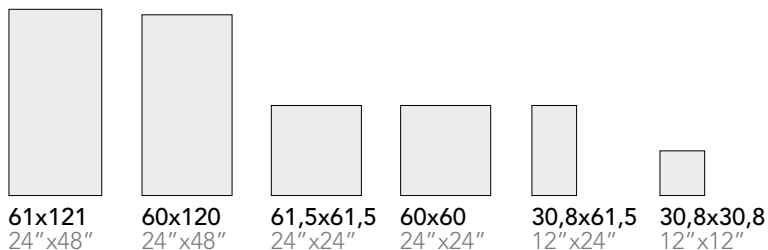
270x121
106"x48"

121x121
48"x48"

FORMATO SIZE		Tipologia Imballaggio	Ingombro	M ² / Pz	Kg/ Pz	Pz/ Pal.	M ² / Cassa	Kg/ Cassa
324x163 LCP	12 mm	CASSA	172,6x343,2x36	5,28	145,50	8	42,24	1317
324x163 LCP	12 mm	CAVALLETTO	330x75x200	5,28	145,50	16	84,48	2517
324x163 SILK	12 mm	CASSA	172,6x343,2x36	5,28	145,50	8	42,24	1317
324x163 SILK	12 mm	CAVALLETTO	330x75x200	5,28	145,50	16	84,48	2517
320x160 LCP	6 mm	CASSA	172,6x343,2x36	5,12	78,13	16	81,92	1403
320x160 LCP	6 mm	CAVALLETTO	330x75x200	5,12	78,13	32	163,84	2690
270x120 LCP	6 mm	CASSA	283x132x39	3,24	46,65	20	64,8	1040
270x120 LCP	6 mm	CAVALLETTO	280x75x155	3,24	46,65	40	129,6	2021
270x121 RETT	6 mm	CASSA	283x132x39	3,27	46,65	20	65,4	1040
270x121 RETT	6 mm	CAVALLETTO	280x75x155	3,27	46,65	40	130,8	2021

FORMATO SIZE		Tipologia Imballaggio	Ingombro	Pz/ Box	M ² / Box	Kg/ Box	Box/ Pal.	M ² / Pal	Kg/ Pal
120x120 LCP	9 mm	PALLET CON SPONDE	143,2x124x56,1	2	2,88	58,24	18	51,84	1100
121x121 RETT	9 mm	PALLET CON SPONDE	143,2x124x56,1	2	2,92	58,24	18	52,56	1100
180x80	9 mm	PALLET CON SPONDE	188x97x58	2	2,88	58,06	18	51,84	1100

LA COLLEZIONE DISPONE DI ALTRI FORMATI
AVAILABLE ALSO IN MORE FORMATS
LA COLLECTION COMPLÈTE DISPOSE DE PLUSIEURS FORMATS
DIE KOLLEKTION UMFASST WEITERE FORMATE



GRES PORCELLANATO COLORATO IN MASSA
 PORCELAIN STONEWARE COLOURED IN BODY
 GRÉS CÉRAMÉ COLORÉ DANS LA MASSE
 DURCHGEFÄRBTES FEINSTEINZEUG

EKXTREME	LAPPATO CAMPO PIENO SEMI POLISHED SEMI-POLI BRILLANT GELÄPPT	NATURALE RETTIFICATO NATURAL RECTIFIED NATUREL RECTIFIÉ NATUR REKTIFIZIERT	SILK	SPESSORE THICKNESS ÉPAISSEUR STAERKE
324x163 . 127"x64"	194,44	-	169,75	12 mm
320x160 . 126"x63"	123,46	-	-	6 mm
270x120 . 106"x48"	98,77	-	-	6 mm
270x121 . 106"x48"	-	74,07	-	6 mm
120x120 . 48"x48"	77,16	-	-	9 mm
121x121 . 48"x48"	-	58,64	-	9 mm
180x80 . 71"x32"	80,25	-	-	9 mm

I FORMATI 120x270, 121x270, 160x320 E 163x324, E I PRODOTTI CON "EFFETTO MARMO" HANNO IMPASTI COLORATI IN MASSA BIANCHI O NERI. PER TUTTI GLI ALTRI EFFETTI "CEMENTI, METALLI, PIETRE E LEGNI" E FORMATI, L'IMPASTO UTILIZZATO È COLORATO IN MASSA MACINATO A SECCO.
 THE SIZES 120x270, 160x320 AND 163x324, IN "MARBLE EFFECT" ARE MANUFACTURED USING A COLOURED WHITE OR BLACK BODY. FOR ALL THE OTHER "CEMENT, METALS, STONES AND WOODS LOOK" AND SIZES, THE BODY USED IS COLOURED IN DRY PRESSED MASS.

SUPERFICIE . SURFACE FINISH . SURFACE . OBERFLÄCHE

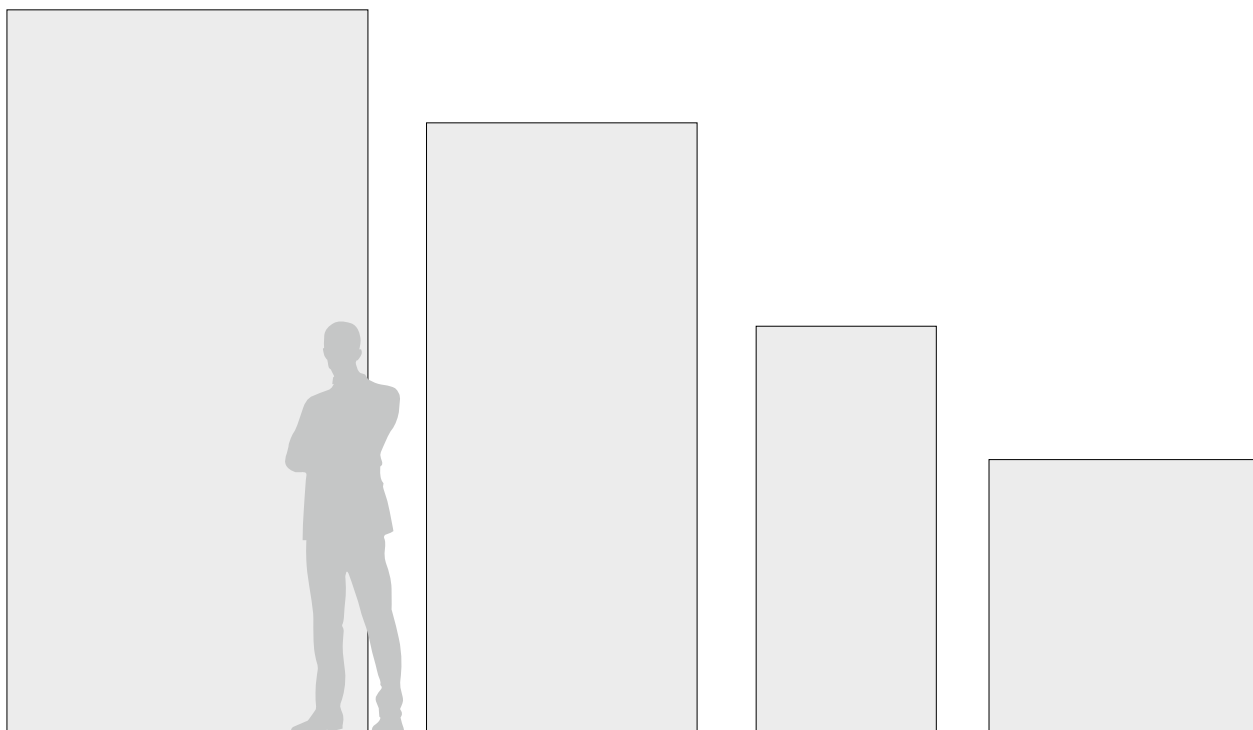


SPESSORE . THICKNESS . ÉPAISSEUR . STAERKE



EK ENERGIE KER	LAPPATO CAMPO PIENO SEMI POLISHED SEMI-POLI BRILLANT GELÄPPT	NATURALE RETTIFICATO NATURAL RECTIFIED NATUREL RECTIFIÉ NATUR REKTIFIZIERT	NATURALE NATURAL NATUREL NATUR	SPESSORE THICKNESS ÉPAISSEUR STAERKE
60x120 . 24"x48"	58,64	-		9 mm
61x121 . 24"x48"	-	44,75		9 mm
60x60 . 24"x24"	47,84	-		9 mm
61,5x61,5 . 24"x24"	-	-	26,23	9 mm
30,8x61,5 . 12"x24"	-	-	24,07	9 mm
30,8x30,8 . 12"x12"	-	-	18,52	8,2 mm





320x160
126" x 63"

270x120
106" x 48"

180x80
71" x 32"

120x120
48" x 48"

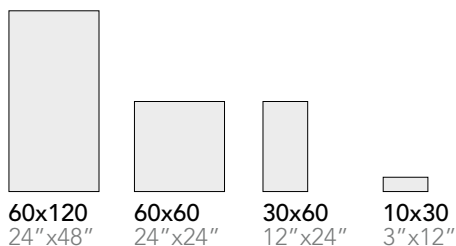
324x163
127" x 64"

NON RETTIFICATO
NOT RECTIFIED
NON RECTIFIÉ
NICHT REKTIFIZIERT

FORMATO SIZE		Tipologia Imballaggio	Ingombro	M ² / Pz	Kg/ Pz	Pz/ Pal.	M ² / Cassa	Kg/ Cassa
324x163 LCP	12 mm	CASSA	172,6x343,2x36	5,28	145,50	8	42,24	1317
324x163 LCP	12 mm	CAVALLETTO	330x75x200	5,28	145,50	16	84,48	2517
324x163 SILK	12 mm	CASSA	172,6x343,2x36	5,28	145,50	8	42,24	1317
324x163 SILK	12 mm	CAVALLETTO	330x75x200	5,28	145,50	16	84,48	2517
320x160 LCP	6 mm	CASSA	172,6x343,2x36	5,12	78,13	16	81,92	1403
320x160 LCP	6 mm	CAVALLETTO	330x75x200	5,12	78,13	32	163,84	2690
270x120	6 mm	CASSA	283x132x39	3,24	46,65	20	64,8	1040
270x120	6 mm	CAVALLETTO	280x75x155	3,24	46,65	40	129,6	2021

FORMATO SIZE		Tipologia Imballaggio	Ingombro	Pz/ Box	M ² / Box	Kg/ Box	Box/ Pal.	M ² / Pal	Kg/ Pal
120x120	9 mm	PALLET CON SPONDE	143,2x124x56,1	2	2,88	58,24	18	51,84	1100
180x80	9 mm	PALLET CON SPONDE	188x97x58	2	2,88	58,06	18	51,84	1100

LA COLLEZIONE DISPONE DI ALTRI FORMATI
AVAILABLE ALSO IN MORE FORMATS
LA COLLECTION COMPLÈTE DISPOSE DE PLUSIEURS FORMATS
DIE KOLLEKTION UMFASST WEITERE FORMATE



60x120
24" x 48"

60x60
24" x 24"

30x60
12" x 24"

10x30
3" x 12"

GRES PORCELLANATO COLORATO IN MASSA
 PORCELAIN STONEWARE COLOURED IN BODY
 GRÉS CÉRAMÉ COLORÉ DANS LA MASSE
 DURCHGEFÄRBTES FEINSTEINZEUG

EKXTREME	LAPPATO CAMPO PIENO SEMI POLISHED SEMI-POLI BRILLANT GELÄPPT	NATURALE RETTIFICATO NATURAL RECTIFIED NATUREL RECTIFIÉ NATUR REKTIFIZIERT	SILK	SPESSORE THICKNESS ÉPAISSEUR STAERKE
324x163 . 127"x64"	194,44	-	169,75	12 mm
320x160 . 126"x63"	123,46	-	-	6 mm
270x120 . 106"x48"	98,77	74,07	-	6 mm
120x120 . 48"x48"	77,16	58,64	-	9 mm
180x80 . 71"x32"	80,25	-	-	9 mm

I FORMATI 120x270, 121x270, 160x320 E 163x324, E I PRODOTTI CON "EFFETTO MARMO" HANNO IMPASTI COLORATI IN MASSA BIANCHI O NERI. PER TUTTI GLI ALTRI EFFETTI "CEMENTI, METALLI, PIETRE E LEGNI" E FORMATI, L'IMPASTO UTILIZZATO È COLORATO IN MASSA MACINATO A SECCO. THE SIZES 120x270, 160x320 AND 163x324, IN "MARBLE EFFECT" ARE MANUFACTURED USING A COLOURED WHITE OR BLACK BODY. FOR ALL THE OTHER "CEMENT, METALS, STONES AND WOODS LOOK" AND SIZES, THE BODY USED IS COLOURED IN DRY PRESSED MASS.

SUPERFICIE . SURFACE FINISH . SURFACE . OBERFLÄCHE




SPESSORE . THICKNESS . ÉPAISSEUR . STAERKE



EK ENERGIE KER	LAPPATO CAMPO PIENO SEMI POLISHED SEMI-POLI BRILLANT GELÄPPT	NATURALE RETTIFICATO NATURAL RECTIFIED NATUREL RECTIFIÉ NATUR REKTIFIZIERT	SPESSORE THICKNESS ÉPAISSEUR STAERKE
60x120 . 24"x48"	58,64	44,75	9 mm
60x60 . 24"x24"	47,84	30,86	9 mm
30x60 . 12"x24"	44,75	27,16	9 mm
10x30 . 3"x12"	-	55,56	9 mm





320x160
126" x 63"

270x120
106" x 48"

180x80
71" x 32"

FORMATO SIZE		Tipologia Imballaggio	Ingombro	M ² / Pz	Kg/ Pz	Pz/ Pal.	M ² / Cassa	Kg/ Cassa
320x160 LCP	6 mm	CASSA	172,6x343,2x36	5,12	78,13	16	81,92	1403
320x160 LCP	6 mm	CAVALLETTO	330x75x200	5,12	78,13	32	163,84	2690
270x120	6 mm	CASSA	283x132x39	3,24	46,65	20	64,8	1040
270x120	6 mm	CAVALLETTO	280x75x155	3,24	46,65	40	129,6	2021

FORMATO SIZE		Tipologia Imballaggio	Ingombro	Pz/ Box	M ² / Box	Kg/ Box	Box/ Pal.	M ² / Pal	Kg/ Pal
180x80	9 mm	PALLET CON SPONDE	188x97x58	2	2,88	58,06	18	51,84	1100

LA COLLEZIONE DISPONE DI ALTRI FORMATI

AVAILABLE ALSO IN MORE FORMATS
LA COLLECTION COMPLÈTE DISPOSE DE PLUSIEURS FORMATS
DIE KOLLEKTION UMFASST WEITERE FORMATE




60x120
24" x 48"

GRES PORCELLANATO COLORATO IN MASSA
 PORCELAIN STONEWARE COLOURED IN BODY
 GRÉS CÉRAMÉ COLORÉ DANS LA MASSE
 DURCHGEFÄRBTES FEINSTEINZEUG

EKXTREME	LAPPATO CAMPO PIENO	NATURALE RETTIFICATO	SPESSORE
	SEMI POLISHED SEMI-POLI BRILLANT GELÄPPT	NATURAL RECTIFIED NATUREL RECTIFIÉ NATUR REKTIFIZIERT	THICKNESS ÉPAISSEUR STAERKE
320x160 . 126"x63"	123,46	-	6 mm
270x120 . 106"x48"	98,77	74,07	6 mm
180x80 . 71"x32"	80,25	-	9 mm

I FORMATI 120x270, 121x270, 160x320 E 163x324, E I PRODOTTI CON "EFFETTO MARMO" HANNO IMPASTI COLORATI IN MASSA BIANCHI O NERI. PER TUTTI GLI ALTRI EFFETTI "CEMENTI, METALLI, PIETRE E LEGNI" E FORMATI, L'IMPASTO UTILIZZATO È COLORATO IN MASSA MACINATO A SECCO.
 THE SIZES 120x270, 160x320 AND 163x324, IN "MARBLE EFFECT" ARE MANUFACTURED USING A COLOURED WHITE OR BLACK BODY. FOR ALL THE OTHER "CEMENT, METALS, STONES AND WOODS LOOK" AND SIZES, THE BODY USED IS COLOURED IN DRY PRESSED MASS.

SUPERFICIE . SURFACE FINISH . SURFACE . OBERFLÄCHE



SPESSORE . THICKNESS . ÉPAISSEUR . STAERKE



EK ENERGIE KER	LAPPATO CAMPO PIENO	NATURALE RETTIFICATO	SPESSORE
	SEMI POLISHED SEMI-POLI BRILLANT GELÄPPT	NATURAL RECTIFIED NATUREL RECTIFIÉ NATUR REKTIFIZIERT	THICKNESS ÉPAISSEUR STAERKE
60x120 . 24"x48"	58,64	44,75	9 mm



STATUARIO IMPERIALE

R9



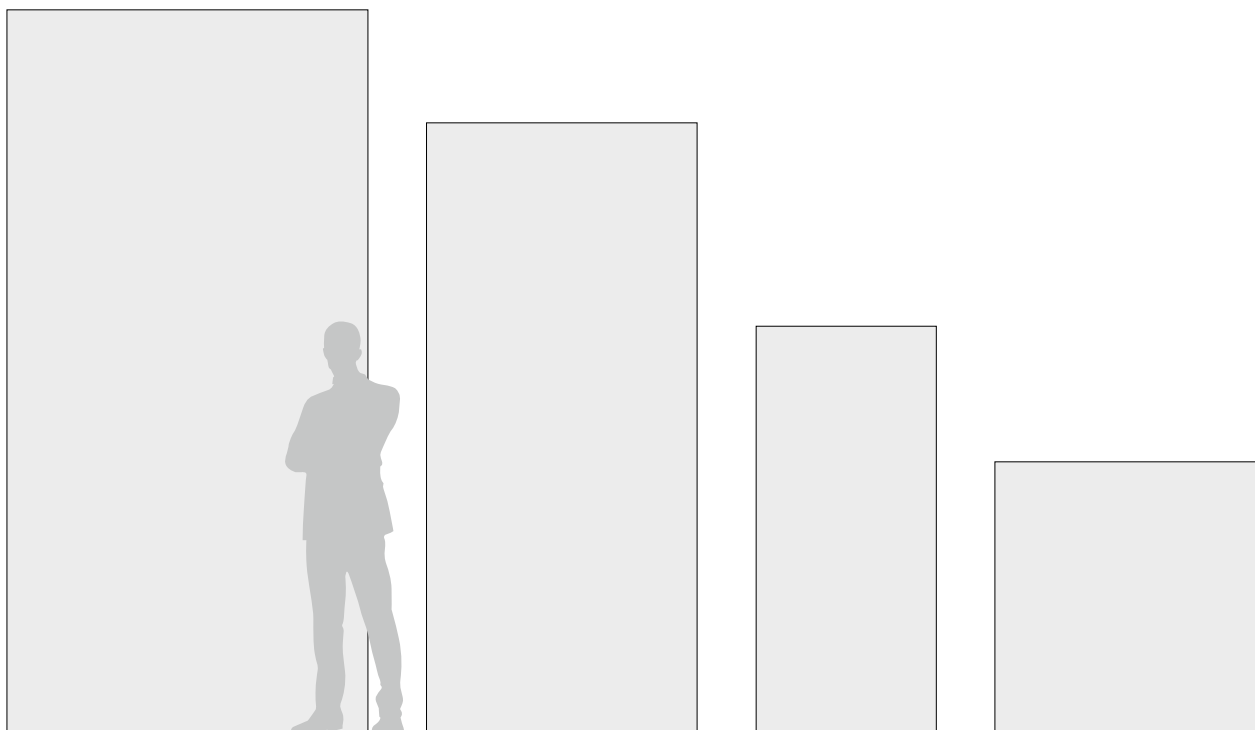
6 mm

9 mm

12 mm



V2



320x160
126"x63" 6 mm

270x120
106"x48" 6 mm

180x80
71"x32" 9 mm

120x120
48"x48" 9 mm

324x163
127"x64" 12 mm

NON RETTIFICATO
NOT RECTIFIED
NON RECTIFIÉ
NICHT REKTIFIZIERT

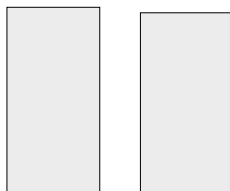
270x121
106"x48" 6 mm

FORMATO SIZE		Tipologia Imballaggio	Ingombro	M ² / Pz	Kg/ Pz	Pz/ Pal.	M ² / Cassa	Kg/ Cassa
324x163 LCP	12 mm	CASSA	172,6x343,2x36	5,28	145,50	8	42,24	1317
324x163 LCP	12 mm	CAVALLETTO	330x75x200	5,28	145,50	16	84,48	2517
320x160 LCP	6 mm	CASSA	172,6x343,2x36	5,12	78,13	16	81,92	1403
320x160 LCP	6 mm	CAVALLETTO	330x75x200	5,12	78,13	32	163,84	2690
270x120 LCP	6 mm	CASSA	283x132x39	3,24	46,65	20	64,8	1040
270x120 LCP	6 mm	CAVALLETTO	280x75x155	3,24	46,65	40	129,6	2021
270x121 RETT	6 mm	CASSA	283x132x39	3,27	46,65	20	65,4	1040
270x121 RETT	6 mm	CAVALLETTO	280x75x155	3,27	46,65	40	130,8	2021

FORMATO SIZE		Tipologia Imballaggio	Ingombro	Pz/ Box	M ² / Box	Kg/ Box	Box/ Pal.	M ² / Pal	Kg/ Pal
120x120	9 mm	PALLET CON SPONDE	143,2x124x56,1	2	2,88	58,24	18	51,84	1100
180x80	9 mm	PALLET CON SPONDE	188x97x58	2	2,88	58,06	18	51,84	1100

LA COLLEZIONE DISPONE DI ALTRI FORMATI

AVAILABLE ALSO IN MORE FORMATS
LA COLLECTION COMPLÈTE DISPOSE DE PLUSIEURS FORMATS
DIE KOLLEKTION UMFASST WEITERE FORMATE



61x121
24"x48"

60x120
24"x48"

GRES PORCELLANATO COLORATO IN MASSA
 PORCELAIN STONEWARE COLOURED IN BODY
 GRÉS CÉRAMÉ COLORÉ DANS LA MASSE
 DURCHFÄRBTES FEINSTEINZEUG

EKXTREME	LAPPATO CAMPO PIENO SEMI-POLISHED SEMI-POLI BRILLANT GELÄPPT	NATURALE RETTIFICATO NATURAL RECTIFIED NATUREL RECTIFIÉ NATUR REKTIFIZIERT	SPESSORE THICKNESS ÉPAISSEUR STAERKE
324x163 . 127" x 64"	194,44	-	12 mm
320x160 . 126" x 63"	123,46	-	6 mm
270x120 . 106" x 48"	98,77	-	6 mm
270x121 . 106" x 48"	-	74,07	6 mm
120x120 . 48" x 48"	77,16	-	9 mm
180x80 . 71" x 32"	80,25	-	9 mm

I FORMATI 120x270, 121x270, 160x320 E 163x324, E I PRODOTTI CON "EFFETTO MARMO" HANNO IMPASTI COLORATI IN MASSA BIANCHI O NERI. PER TUTTI GLI ALTRI EFFETTI "CEMENTI, METALLI, PIETRE E LEGNI" E FORMATI, L'IMPASTO UTILIZZATO È COLORATO IN MASSA MACINATO A SECCO. THE SIZES 120x270, 160x320 AND 163x324, IN "MARBLE EFFECT" ARE MANUFACTURED USING A COLOURED WHITE OR BLACK BODY. FOR ALL THE OTHER "CEMENT, METALS, STONES AND WOODS LOOK" AND SIZES, THE BODY USED IS COLOURED IN DRY PRESSED MASS.

SUPERFICIE . SURFACE FINISH . SURFACE . OBERFLÄCHE




SPESSORE . THICKNESS . ÉPAISSEUR . STAERKE



EK ENERGIE KER	LAPPATO CAMPO PIENO SEMI-POLISHED SEMI-POLI BRILLANT GELÄPPT	NATURALE RETTIFICATO NATURAL RECTIFIED NATUREL RECTIFIÉ NATUR REKTIFIZIERT	SPESSORE THICKNESS ÉPAISSEUR STAERKE
61x121 . 24" x 48"	-	44,75	9 mm
60x120 . 24" x 48"	58,64	-	9 mm





320x160
126" x 63"

270x120
106" x 48"

180x80
71" x 32"

120x120
48" x 48"

320x160 Book Match (A/B)
126" x 63"

270x121
106" x 48"

121x121
48" x 48"

324x163
127" x 64" **NON RETTIFICATO**
NOT RECTIFIED
NON RECTIFIÉ
NICHT REKTIFIZIERT

270x120 Book Match (A/B)
106" x 48"

324x163 Book Match (A/B)
127" x 64"

FORMATO SIZE		Tipologia Imballaggio	Ingombro	M ² / Pz	Kg/ Pz	Pz/ Pal.	M ² / Cassa	Kg/ Cassa
324x163 LCP	12 mm	CASSA	172,6x343,2x36	5,28	145,50	8	42,24	1317
324x163 LCP	12 mm	CAVALLETTO	330x75x200	5,28	145,50	16	84,48	2517
324x163 SILK	12 mm	CASSA	172,6x343,2x36	5,28	145,50	8	42,24	1317
324x163 SILK	12 mm	CAVALLETTO	330x75x200	5,28	145,50	16	84,48	2517
320x160 LCP	6 mm	CASSA	172,6x343,2x36	5,12	78,13	16	81,92	1403
320x160 LCP	6 mm	CAVALLETTO	330x75x200	5,12	78,13	32	163,84	2690
270x120 LCP	6 mm	CASSA	283x132x39	3,24	46,65	20	64,8	1040
270x120 LCP	6 mm	CAVALLETTO	280x75x155	3,24	46,65	40	129,6	2021
270x121 RETT	6 mm	CASSA	283x132x39	3,27	46,65	20	65,4	1040
270x121 RETT	6 mm	CAVALLETTO	280x75x155	3,27	46,65	40	130,8	2021

FORMATO SIZE		Tipologia Imballaggio	Ingombro	Pz/ Box	M ² / Box	Kg/ Box	Box/ Pal.	M ² / Pal	Kg/ Pal
120x120 LCP	9 mm	PALLET CON SPONDE	143,2x124x56,1	2	2,88	58,24	18	51,84	1100
121x121 RETT	9 mm	PALLET CON SPONDE	143,2x124x56,1	2	2,92	58,24	18	52,56	1100
180x80 LCP	9 mm	PALLET CON SPONDE	188x97x58	2	2,88	58,06	18	51,84	1100
180x80 RETT	9 mm	PALLET CON SPONDE	188x97x58	2	2,88	58,06	18	51,84	1100

LA COLLEZIONE DISPONE DI ALTRI FORMATI

AVAILABLE ALSO IN MORE FORMATS
LA COLLECTION COMPLÈTE DISPOSE DE PLUSIEURS FORMATS
DIE KOLLEKTION UMFASST WEITERE FORMATE



61x121
24" x 48" **60x120**
24" x 48" **60x60**
24" x 24"

60x120
Book Match (A/B)
24" x 48"

GRES PORCELLANATO COLORATO IN MASSA
 PORCELAIN STONEWARE COLOURED IN BODY
 GRÉS CÉRAMÉ COLORÉ DANS LA MASSE
 DURCHGEFÄRBTES FEINSTEINZEUG


EKXTREME	LAPPATO CAMPO PIENO SEMI POLISHED SEMI-POLI BRILLANT GELÄPPT	NATURALE RETTIFICATO NATURAL RECTIFIED NATUREL RECTIFIÉ NATUR REKTIFIZIERT	SILK	SPESSORE THICKNESS ÉPAISSEUR STAERKE
324x163 . 127"x64"	194,44	-	169,75	12 mm
324x163 . 127"x64" Book Match (A/B)	209,88	-	185,19	12 mm
320x160 . 126"x63"	123,46	-	-	6 mm
320x160 . 126"x63" Book Match (A/B)	138,89	-	-	6 mm
270x120 . 106"x48"	98,77	-	-	6 mm
270x120 . 106"x48" Book Match (A/B)	114,20	-	-	6 mm
270x121 . 106"x48"	-	74,07	-	6 mm
120x120 . 48"x48"	77,16	-	-	9 mm
121x121 . 48"x48"	-	58,64	-	9 mm
180x80 . 71"x32"	80,25	61,73	-	9 mm

I FORMATI 120x270, 121x270, 160x320 E 163x324, E I PRODOTTI CON "EFFETTO MARMO" HANNO IMPASTI COLORATI IN MASSA BIANCHI O NERI. PER TUTTI GLI ALTRI EFFETTI "CEMENTI, METALLI, PIETRE E LEGNI" E FORMATI, L'IMPASTO UTILIZZATO È COLORATO IN MASSA MACINATO A SECCO.
 THE SIZES 120x270, 160x320 AND 163x324, IN "MARBLE EFFECT" ARE MANUFACTURED USING A COLOURED WHITE OR BLACK BODY. FOR ALL THE OTHER "CEMENT, METALS, STONES AND WOODS LOOK" AND SIZES, THE BODY USED IS COLOURED IN DRY PRESSED MASS.

SUPERFICIE . SURFACE FINISH . SURFACE . OBERFLÄCHE




SPESSORE . THICKNESS . ÉPAISSEUR . STAERKE



EK ENERGIE KER	LAPPATO CAMPO PIENO SEMI POLISHED SEMI-POLI BRILLANT GELÄPPT	NATURALE RETTIFICATO NATURAL RECTIFIED NATUREL RECTIFIÉ NATUR REKTIFIZIERT	SPESSORE THICKNESS ÉPAISSEUR STAERKE
61x121 . 24"x48"	-	44,75	9 mm
60x120 . 24"x48"	58,64	-	9 mm
60x120 . 24"x48" Book Match (A/B)	74,07	-	9 mm
60x60 . 24"x24"	47,84	-	9 mm





320x160
126" x 63"

270x120
106" x 48"

180x80
71" x 32"

324x163
127" x 64"

NON RETTIFICATO
NOT RECTIFIED
NON RECTIFIÉ
NICHT REKTIFIZIERT

FORMATO SIZE		Tipologia Imballaggio	Ingombro	M ² / Pz	Kg/ Pz	Pz/ Pal.	M ² / Cassa	Kg/ Cassa
324x163 LCP	12 mm	CASSA	172,6x343,2x36	5,28	145,50	8	42,24	1317
324x163 LCP	12 mm	CAVALLETTO	330x75x200	5,28	145,50	16	84,48	2517
324x163 SILK	12 mm	CASSA	172,6x343,2x36	5,28	145,50	8	42,24	1317
324x163 SILK	12 mm	CAVALLETTO	330x75x200	5,28	145,50	16	84,48	2517
320x160 LCP	6 mm	CASSA	172,6x343,2x36	5,12	78,13	16	81,92	1403
320x160 LCP	6 mm	CAVALLETTO	330x75x200	5,12	78,13	32	163,84	2690
270x120	6 mm	CASSA	283x132x39	3,24	46,65	20	64,8	1040
270x120	6 mm	CAVALLETTO	280x75x155	3,24	46,65	40	129,6	2021

FORMATO SIZE		Tipologia Imballaggio	Ingombro	Pz/ Box	M ² / Box	Kg/ Box	Box/ Pal.	M ² / Pal	Kg/ Pal
180x80	9 mm	PALLET CON SPONDE	188x97x58	2	2,88	58,06	18	51,84	1100

LA COLLEZIONE DISPONE DI ALTRI FORMATI
AVAILABLE ALSO IN MORE FORMATS
LA COLLECTION COMPLÈTE DISPOSE DE PLUSIEURS FORMATS
DIE KOLLEKTION UMFASST WEITERE FORMATE



60x120
24" x 48"

GRES PORCELLANATO COLORATO IN MASSA
 PORCELAIN STONEWARE COLOURED IN BODY
 GRÉS CÉRAMÉ COLORÉ DANS LA MASSE
 DURCHGEFÄRBTES FEINSTEINZEUG


EKXTREME	LAPPATO CAMPO PIENO SEMI POLISHED SEMI-POLI BRILLANT GELÄPPT	NATURALE RETTIFICATO NATURAL RECTIFIED NATUREL RECTIFIÉ NATUR REKTIFIZIERT	SILK	SPESSORE THICKNESS ÉPAISSEUR STAERKE
324x163 . 127" x 64"	194,44	-	169,75	12 mm
320x160 . 126" x 63"	123,46	-	-	6 mm
270x120 . 106" x 48"	98,77	74,07	-	6 mm
180x80 . 71" x 32"	80,25	-	-	9 mm

I FORMATI 120x270, 121x270, 160x320 E 163x324, E I PRODOTTI CON "EFFETTO MARMO" HANNO IMPASTI COLORATI IN MASSA BIANCHI O NERI. PER TUTTI GLI ALTRI EFFETTI "CEMENTI, METALLI, PIETRE E LEGNI" E FORMATI, L'IMPASTO UTILIZZATO È COLORATO IN MASSA MACINATO A SECCO. THE SIZES 120x270, 160x320 AND 163x324, IN "MARBLE EFFECT" ARE MANUFACTURED USING A COLOURED WHITE OR BLACK BODY. FOR ALL THE OTHER "CEMENT, METALS, STONES AND WOODS LOOK" AND SIZES, THE BODY USED IS COLOURED IN DRY PRESSED MASS.

SUPERFICIE . SURFACE FINISH . SURFACE . OBERFLÄCHE



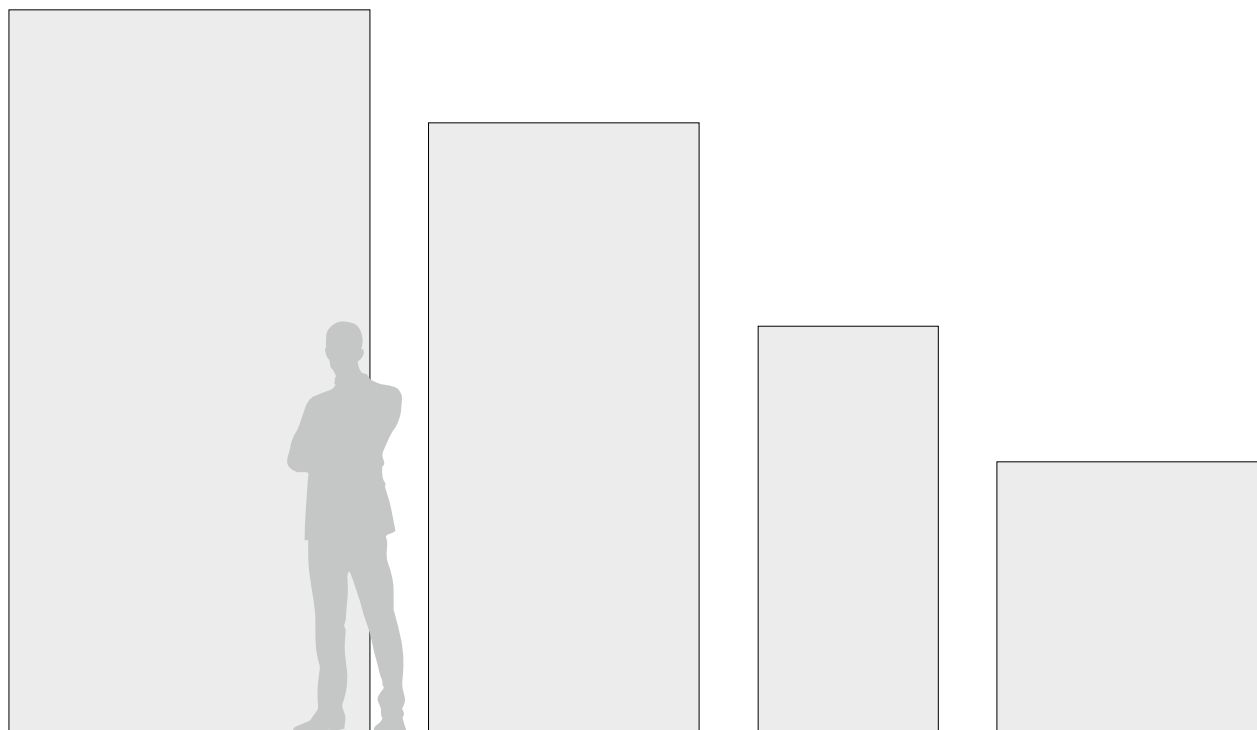
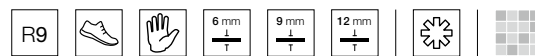
SPESSORE . THICKNESS . ÉPAISSEUR . STAERKE



EK ENERGIE KER	LAPPATO CAMPO PIENO SEMI POLISHED SEMI-POLI BRILLANT GELÄPPT	NATURALE RETTIFICATO NATURAL RECTIFIED NATUREL RECTIFIÉ NATUR REKTIFIZIERT	SPESSORE THICKNESS ÉPAISSEUR STAERKE
60x120 . 24" x 48"	58,64	44,75	9 mm



SAHARA NOIR WHITE



320x160
126" x 63" 6 mm

270x120
106" x 48" 6 mm

180x80
71" x 32" 9 mm

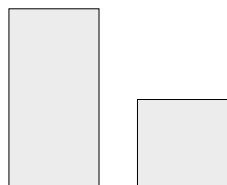
120x120
48" x 48" 9 mm

324x163
127" x 64" 12 mm **NON RETTIFICATO**
NOT RECTIFIED
NON RECTIFIÉ
NICHT REKTIFIZIERT

FORMATO SIZE		Tipologia Imballaggio	Ingombro	M ² / Pz	Kg/ Pz	Pz/ Pal.	M ² / Cassa	Kg/ Cassa
324x163 LCP	12 mm	CASSA	172,6x343,2x36	5,28	145,50	8	42,24	1317
324x163 LCP	12 mm	CAVALLETTO	330x75x200	5,28	145,50	16	84,48	2517
324x163 SILK	12 mm	CASSA	172,6x343,2x36	5,28	145,50	8	42,24	1317
324x163 SILK	12 mm	CAVALLETTO	330x75x200	5,28	145,50	16	84,48	2517
320x160 LCP	6 mm	CASSA	172,6x343,2x36	5,12	78,13	16	81,92	1403
320x160 LCP	6 mm	CAVALLETTO	330x75x200	5,12	78,13	32	163,84	2690
270x120	6 mm	CASSA	283x132x39	3,24	46,65	20	64,8	1040
270x120	6 mm	CAVALLETTO	280x75x155	3,24	46,65	40	129,6	2021

FORMATO SIZE		Tipologia Imballaggio	Ingombro	Pz/ Box	M ² / Box	Kg/ Box	Box/ Pal.	M ² / Pal	Kg/ Pal
120x120	9 mm	PALLET CON SPONDE	143,2x124x56,1	2	2,88	58,24	18	51,84	1100
180x80	9 mm	PALLET CON SPONDE	188x97x58	2	2,88	58,06	18	51,84	1100

LA COLLEZIONE DISPONE DI ALTRI FORMATI
AVAILABLE ALSO IN MORE FORMATS
LA COLLECTION COMPLÈTE DISPOSE DE PLUSIEURS FORMATS
DIE KOLLEKTION UMFASST WEITERE FORMATE



60x120
24" x 48"

60x60
24" x 24"

GRES PORCELLANATO COLORATO IN MASSA
 PORCELAIN STONEWARE COLOURED IN BODY
 GRÉS CÉRAMÉ COLORÉ DANS LA MASSE
 DURCHGEFÄRBTES FEINSTEINZEUG


EKXTREME	LAPPATO CAMPO PIENO SEMI-POLISHED SEMI-POLI BRILLANT GELÄPPT	NATURALE RETTIFICATO NATURAL RECTIFIED NATUREL RECTIFIÉ NATUR REKTIFIZIERT	SILK	SPESSORE THICKNESS ÉPAISSEUR STAERKE
324x163 . 127"x64"	194,44	-	169,75	12 mm
320x160 . 126"x63"	123,46	-	-	6 mm
270x120 . 106"x48"	98,77	74,07	-	6 mm
120x120 . 48"x48"	77,16	58,64	-	9 mm
180x80 . 71"x32"	80,25	-	-	9 mm

I FORMATI 120x270, 121x270, 160x320 E 163x324, E I PRODOTTI CON "EFFETTO MARMO" HANNO IMPASTI COLORATI IN MASSA BIANCHI O NERI. PER TUTTI GLI ALTRI EFFETTI "CEMENTI, METALLI, PIETRE E LEGNI" E FORMATI, L'IMPASTO UTILIZZATO È COLORATO IN MASSA MACINATO A SECCO.
 THE SIZES 120x270, 160x320 AND 163x324, IN "MARBLE EFFECT" ARE MANUFACTURED USING A COLOURED WHITE OR BLACK BODY. FOR ALL THE OTHER "CEMENT, METALS, STONES AND WOODS LOOK" AND SIZES, THE BODY USED IS COLOURED IN DRY PRESSED MASS.


SUPERFICIE . SURFACE FINISH . SURFACE . OBERFLÄCHE



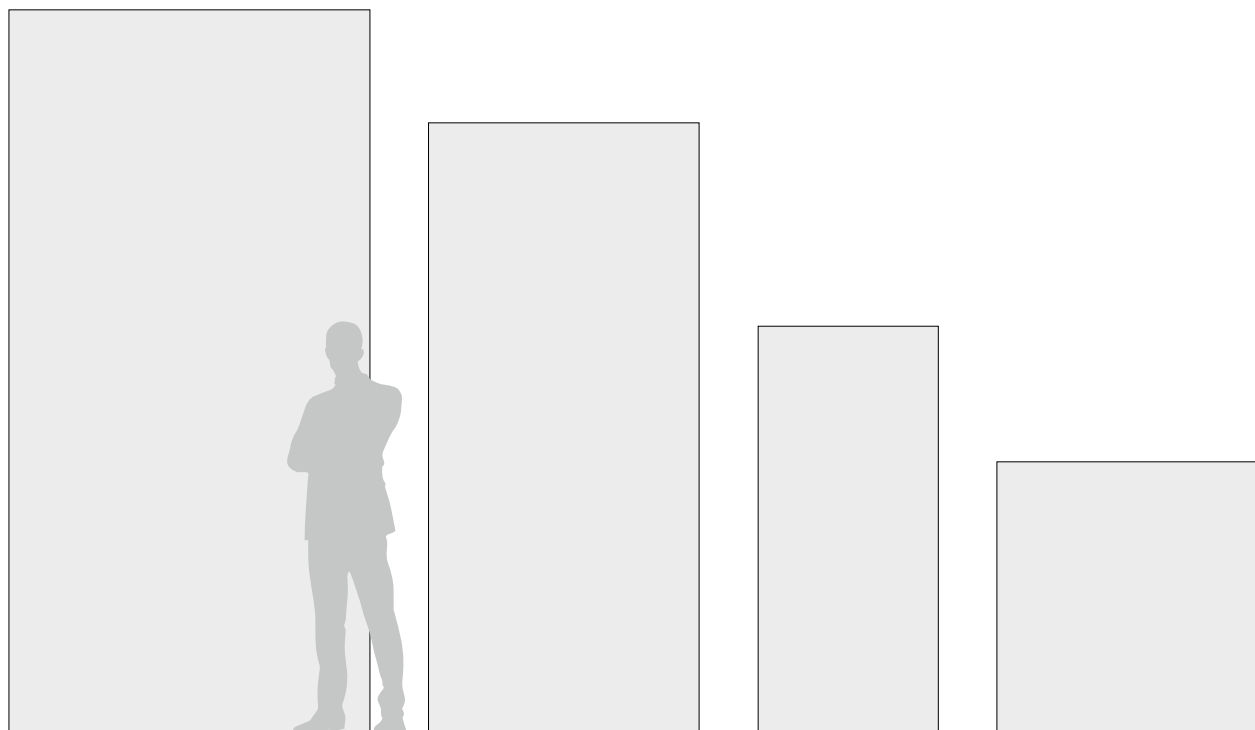
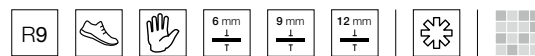
SPESSORE . THICKNESS . ÉPAISSEUR . STAERKE



EK ENERGIE KER	LAPPATO CAMPO PIENO SEMI-POLISHED SEMI-POLI BRILLANT GELÄPPT	NATURALE RETTIFICATO NATURAL RECTIFIED NATUREL RECTIFIÉ NATUR REKTIFIZIERT	SPESSORE THICKNESS ÉPAISSEUR STAERKE
60x120 . 24"x48"	58,64	44,75	9 mm
60x60 . 24"x24"	47,84	29,32	9 mm



SAHARA NOIR BLACK



320x160
126" x 63" 6 mm

270x120
106" x 48" 6 mm

180x80
71" x 32" 9 mm

120x120
48" x 48" 9 mm

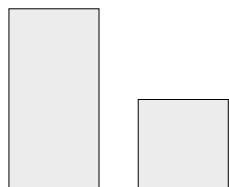
324x163
127" x 64" 12 mm

NON RETTIFICATO
NOT RECTIFIED
NON RECTIFIÉ
NICHT REKTIFIZIERT

FORMATO SIZE		Tipologia Imballaggio	Ingombro	M ² / Pz	Kg/ Pz	Pz/ Pal.	M ² / Cassa	Kg/ Cassa
324x163 LCP	12 mm	CASSA	172,6x343,2x36	5,28	145,50	8	42,24	1317
324x163 LCP	12 mm	CAVALLETTO	330x75x200	5,28	145,50	16	84,48	2517
324x163 SILK	12 mm	CASSA	172,6x343,2x36	5,28	145,50	8	42,24	1317
324x163 SILK	12 mm	CAVALLETTO	330x75x200	5,28	145,50	16	84,48	2517
320x160 LCP	6 mm	CASSA	172,6x343,2x36	5,12	78,13	16	81,92	1403
320x160 LCP	6 mm	CAVALLETTO	330x75x200	5,12	78,13	32	163,84	2690
270x120	6 mm	CASSA	283x132x39	3,24	46,65	20	64,8	1040
270x120	6 mm	CAVALLETTO	280x75x155	3,24	46,65	40	129,6	2021

FORMATO SIZE		Tipologia Imballaggio	Ingombro	Pz/ Box	M ² / Box	Kg/ Box	Box/ Pal.	M ² / Pal	Kg/ Pal
120x120	9 mm	PALLET CON SPONDE	143,2x124x56,1	2	2,88	58,24	18	51,84	1100
180x80	9 mm	PALLET CON SPONDE	188x97x58	2	2,88	58,06	18	51,84	1100

LA COLLEZIONE DISPONE DI ALTRI FORMATI
AVAILABLE ALSO IN MORE FORMATS
LA COLLECTION COMPLÈTE DISPOSE DE PLUSIEURS FORMATS
DIE KOLLEKTION UMFASST WEITERE FORMATE



60x120
24" x 48"

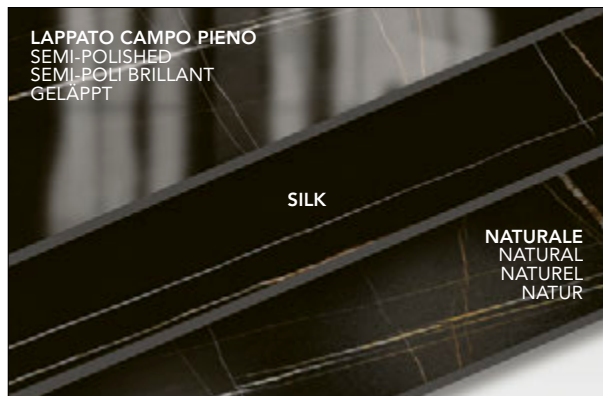
60x60
24" x 24"

GRES PORCELLANATO COLORATO IN MASSA
 PORCELAIN STONEWARE COLOURED IN BODY
 GRÉS CÉRAMÉ COLORÉ DANS LA MASSE
 DURCHGEFÄRBTES FEINSTEINZEUG


EKXTREME	LAPPATO CAMPO PIENO SEMI POLISHED SEMI-POLI BRILLANT GELÄPPT	NATURALE RETTIFICATO NATURAL RECTIFIED NATUREL RECTIFIÉ NATUR REKTIFIZIERT	SILK	SPESSORE THICKNESS ÉPAISSEUR STAERKE
324x163 . 127"x64"	194,44	-	169,75	12 mm
320x160 . 126"x63"	123,46	-	-	6 mm
270x120 . 106"x48"	98,77	74,07	-	6 mm
120x120 . 48"x48"	77,16	58,64	-	9 mm
180x80 . 71"x32"	80,25	-	-	9 mm

I FORMATI 120x270, 121x270, 160x320 E 163x324, E I PRODOTTI CON "EFFETTO MARMO" HANNO IMPASTI COLORATI IN MASSA BIANCHI O NERI. PER TUTTI GLI ALTRI EFFETTI "CEMENTI, METALLI, PIETRE E LEGNI" E FORMATI, L'IMPASTO UTILIZZATO È COLORATO IN MASSA MACINATO A SECCO.
 THE SIZES 120x270, 160x320 AND 163x324, IN "MARBLE EFFECT" ARE MANUFACTURED USING A COLOURED WHITE OR BLACK BODY. FOR ALL THE OTHER "CEMENT, METALS, STONES AND WOODS LOOK" AND SIZES, THE BODY USED IS COLOURED IN DRY PRESSED MASS.


SUPERFICIE . SURFACE FINISH . SURFACE . OBERFLÄCHE



SPESSORE . THICKNESS . ÉPAISSEUR . STAERKE




EK ENERGIE KER	LAPPATO CAMPO PIENO SEMI POLISHED SEMI-POLI BRILLANT GELÄPPT	NATURALE RETTIFICATO NATURAL RECTIFIED NATUREL RECTIFIÉ NATUR REKTIFIZIERT	SPESSORE THICKNESS ÉPAISSEUR STAERKE
60x120 . 24"x48"	58,64	44,75	9 mm
60x60 . 24"x24"	47,84	29,32	9 mm



ONYX WHITE





V3



270x120
106" x 48" 

180x80
71" x 32" 

FORMATO SIZE		Tipologia Imballaggio	Ingombro	M ² / Pz	Kg/ Pz	Pz/ Pal.	M ² / Cassa	Kg/ Cassa
270x120	6 mm	CASSA	283x132x39	3,24	46,65	20	64,8	1040
270x120	6 mm	CAVALLETTO	280x75x155	3,24	46,65	40	129,6	2021

FORMATO SIZE		Tipologia Imballaggio	Ingombro	Pz/ Box	M ² / Box	Kg/ Box	Box/ Pal.	M ² / Pal	Kg/ Pal
180x80	9 mm	PALLET CON SPONDE	188x97x58	2	2,88	58,06	18	51,84	1100

LA COLLEZIONE DISPONE DI ALTRI FORMATI

AVAILABLE ALSO IN MORE FORMATS

LA COLLECTION COMPLÈTE DISPOSE DE PLUSIEURS FORMATS

DIE KOLLEKTION UMFASST WEITERE FORMATE



60x120
24" x 48"

GRES PORCELLANATO COLORATO IN MASSA
 PORCELAIN STONEWARE COLOURED IN BODY
 GRÉS CÉRAMÉ COLORÉ DANS LA MASSE
 DURCHGEFÄRBTES FEINSTEINZEUG

EKXTREME	LAPPATO CAMPO PIENO SEMI POLISHED SEMI-POLI BRILLANT GELÄPPT	NATURALE RETTIFICATO NATURAL RECTIFIED NATUREL RECTIFIÉ NATUR REKTIFIZIERT	SPESSORE THICKNESS ÉPAISSEUR STAERKE
270x120 . 106"x48"	98,77	-	6 mm
180x80 . 71"x32"	80,25	-	9 mm

I FORMATI 120x270, 121x270, 160x320 E 163x324, E I PRODOTTI CON "EFFETTO MARMO" HANNO IMPASTI COLORATI IN MASSA BIANCHI O NERI. PER TUTTI GLI ALTRI EFFETTI "CEMENTI, METALLI, PIETRE E LEGNI" E FORMATI, L'IMPASTO UTILIZZATO È COLORATO IN MASSA MACINATO A SECCO.
 THE SIZES 120x270, 160x320 AND 163x324, IN "MARBLE EFFECT" ARE MANUFACTURED USING A COLOURED WHITE OR BLACK BODY. FOR ALL THE OTHER "CEMENT, METALS, STONES AND WOODS LOOK" AND SIZES, THE BODY USED IS COLOURED IN DRY PRESSED MASS.


SUPERFICIE . SURFACE FINISH . SURFACE . OBERFLÄCHE



SPESSORE . THICKNESS . ÉPAISSEUR . STAERKE





EK ENERGIE KER	LAPPATO CAMPO PIENO SEMI POLISHED SEMI-POLI BRILLANT GELÄPPT	NATURALE RETTIFICATO NATURAL RECTIFIED NATUREL RECTIFIÉ NATUR REKTIFIZIERT	SPESSORE THICKNESS ÉPAISSEUR STAERKE
60x120 . 24"x48"	58,64	-	9 mm



270x120
106" x 48" 

180x80
71" x 32" 

FORMATO SIZE		Tipologia Imballaggio	Ingombro	M ² / Pz	Kg/ Pz	Pz/ Pal.	M ² / Cassa	Kg/ Cassa
270x120	6 mm	CASSA	283x132x39	3,24	46,65	20	64,8	1040
270x120	6 mm	CAVALLETTO	280x75x155	3,24	46,65	40	129,6	2021

FORMATO SIZE		Tipologia Imballaggio	Ingombro	Pz/ Box	M ² / Box	Kg/ Box	Box/ Pal.	M ² / Pal	Kg/ Pal
180x80	9 mm	PALLET CON SPONDE	188x97x58	2	2,88	58,06	18	51,84	1100

LA COLLEZIONE DISPONE DI ALTRI FORMATI

AVAILABLE ALSO IN MORE FORMATS

LA COLLECTION COMPLETE DISPOSE DE PLUSIEURS FORMATS

DIE KOLLEKTION UMFASST WEITERE FORMATE



60x120
24" x 48"

GRES PORCELLANATO COLORATO IN MASSA
 PORCELAIN STONEWARE COLOURED IN BODY
 GRÉS CÉRAMÉ COLORÉ DANS LA MASSE
 DURCHGEFÄRBTES FEINSTEINZEUG


EKXTREME	LAPPATO CAMPO PIENO SEMI-POLISHED SEMI-POLI BRILLANT GELÄPPT	NATURALE RETTIFICATO NATURAL RECTIFIED NATUREL RECTIFIÉ NATUR REKTIFIZIERT	SPESSORE THICKNESS ÉPAISSEUR STAERKE
270x120 . 106"x48"	98,77	-	6 mm
180x80 . 71"x32"	80,25	-	9 mm

I FORMATI 120x270, 121x270, 160x320 E 163x324, E I PRODOTTI CON "EFFETTO MARMO" HANNO IMPASTI COLORATI IN MASSA BIANCHI O NERI. PER TUTTI GLI ALTRI EFFETTI "CEMENTI, METALLI, PIETRE E LEGNI" E FORMATI, L'IMPASTO UTILIZZATO È COLORATO IN MASSA MACINATO A SECCO.
 THE SIZES 120x270, 160x320 AND 163x324, IN "MARBLE EFFECT" ARE MANUFACTURED USING A COLOURED WHITE OR BLACK BODY. FOR ALL THE OTHER "CEMENT, METALS, STONES AND WOODS LOOK" AND SIZES, THE BODY USED IS COLOURED IN DRY PRESSED MASS.

SUPERFICIE . SURFACE FINISH . SURFACE . OBERFLÄCHE



SPESSORE . THICKNESS . ÉPAISSEUR . STAERKE




EK ENERGIE KER	LAPPATO CAMPO PIENO SEMI-POLISHED SEMI-POLI BRILLANT GELÄPPT	NATURALE RETTIFICATO NATURAL RECTIFIED NATUREL RECTIFIÉ NATUR REKTIFIZIERT	SPESSORE THICKNESS ÉPAISSEUR STAERKE
60x120 . 24"x48"	58,64	-	9 mm




ONICE GREY





V3



270x120
106" x 48" 

120x120
48" x 48" 

FORMATO SIZE		Tipologia Imballaggio	Ingombro	M ² / Pz	Kg/ Pz	Pz/ Pal.	M ² / Cassa	Kg/ Cassa
270x120	6 mm	CASSA	283x132x39	3,24	46,65	20	64,8	1040
270x120	6 mm	CAVALLETTO	280x75x155	3,24	46,65	40	129,6	2021

FORMATO SIZE		Tipologia Imballaggio	Ingombro	Pz/ Box	M ² / Box	Kg/ Box	Box/ Pal.	M ² / Pal	Kg/ Pal
120x120	9 mm	PALLET CON SPONDE	143,2x124x56,1	2	2,88	58,24	18	51,84	1100

LA COLLEZIONE DISPONE DI ALTRI FORMATI

AVAILABLE ALSO IN MORE FORMATS

LA COLLECTION COMPLETE DISPOSE DE PLUSIEURS FORMATS

DIE KOLLEKTION UMFASST WEITERE FORMATE



60x120
24" x 48"

GRES PORCELLANATO COLORATO IN MASSA
 PORCELAIN STONEWARE COLOURED IN BODY
 GRÉS CÉRAME COLORÉ DANS LA MASSE
 DURCHGEFÄRBTES FEINSTEINZEUG

EKXTREME	LAPPATO CAMPO PIENO SEMI POLISHED SEMI-POLI BRILLANT GELÄPPT	NATURALE RETTIFICATO NATURAL RECTIFIED NATUREL RECTIFIÉ NATUR REKTIFIZIERT	SPESSORE THICKNESS ÉPAISSEUR STAERKE
270x120 . 106"x48"	98,77	-	6 mm
120x120 . 48"x48"	77,16	-	9 mm


I FORMATI 120x270, 121x270, 160x320 E 163x324, E I PRODOTTI CON "EFFETTO MARMO" HANNO IMPASTI COLORATI IN MASSA BIANCHI O NERI. PER TUTTI GLI ALTRI EFFETTI "CEMENTI, METALLI, PIETRE E LEGNI" E FORMATI, L'IMPASTO UTILIZZATO È COLORATO IN MASSA MACINATO A SECCO.

THE SIZES 120x270, 160x320 AND 163x324, IN "MARBLE EFFECT" ARE MANUFACTURED USING A COLOURED WHITE OR BLACK BODY. FOR ALL THE OTHER "CEMENT, METALS, STONES AND WOODS LOOK" AND SIZES, THE BODY USED IS COLOURED IN DRY PRESSED MASS.

SUPERFICIE . SURFACE FINISH . SURFACE . OBERFLÄCHE




SPESSORE . THICKNESS . ÉPAISSEUR . STAERKE




EK ENERGIE KER	LAPPATO CAMPO PIENO SEMI POLISHED SEMI-POLI BRILLANT GELÄPPT	NATURALE NATURAL NATUREL NATUR	SPESSORE THICKNESS ÉPAISSEUR STAERKE
60x120 . 24"x48"	58,64	-	9 mm






270x120
106" x 48" 

120x120
48" x 48" 

FORMATO SIZE		Tipologia Imballaggio	Ingombro	M ² / Pz	Kg/ Pz	Pz/ Pal.	M ² / Cassa	Kg/ Cassa
270x120	6 mm	CASSA	283x132x39	3,24	46,65	20	64,8	1040
270x120	6 mm	CAVALLETTO	280x75x155	3,24	46,65	40	129,6	2021

FORMATO SIZE		Tipologia Imballaggio	Ingombro	Pz/ Box	M ² / Box	Kg/ Box	Box/ Pal.	M ² / Pal	Kg/ Pal
120x120	9 mm	PALLET CON SPONDE	143,2x124x56,1	2	2,88	58,24	18	51,84	1100

LA COLLEZIONE DISPONE DI ALTRI FORMATI

AVAILABLE ALSO IN MORE FORMATS

LA COLLECTION COMPLÈTE DISPOSE DE PLUSIEURS FORMATS

DIE KOLLEKTION UMFASST WEITERE FORMATE



60x120
24" x 48"

GRES PORCELLANATO COLORATO IN MASSA
 PORCELAIN STONEWARE COLOURED IN BODY
 GRÉS CÉRAMÉ COLORÉ DANS LA MASSE
 DURCHGEFÄRBTES FEINSTEINZEUG

EKXTREME	LAPPATO CAMPO PIENO	NATURALE RETTIFICATO	SPESSORE
	SEMI POLISHED SEMI-POLI BRILLANT GELÄPPT	NATURAL RECTIFIED NATUREL RECTIFIÉ NATUR REKTIFIZIERT	THICKNESS ÉPAISSEUR STAERKE
270x120 . 106"x48"	98,77	-	6 mm
120x120 . 48"x48"	77,16	-	9 mm

I FORMATI 120x270, 121x270, 160x320 E 163x324, E I PRODOTTI CON "EFFETTO MARMO" HANNO IMPASTI COLORATI IN MASSA BIANCHI O NERI. PER TUTTI GLI ALTRI EFFETTI "CEMENTI, METALLI, PIETRE E LEGNI" E FORMATI, L'IMPASTO UTILIZZATO È COLORATO IN MASSA MACINATO A SECCO.


THE SIZES 120x270, 160x320 AND 163x324, IN "MARBLE EFFECT" ARE MANUFACTURED USING A COLOURED WHITE OR BLACK BODY. FOR ALL THE OTHER "CEMENT, METALS, STONES AND WOODS LOOK" AND SIZES, THE BODY USED IS COLOURED IN DRY PRESSED MASS.

SUPERFICIE . SURFACE FINISH . SURFACE . OBERFLÄCHE




LAPPATO CAMPO PIENO
 SEMI-POLISHED
 SEMI-POLI BRILLANT
 GELÄPPT

SPESSORE . THICKNESS . ÉPAISSEUR . STAERKE





EK ENERGIE KER	LAPPATO CAMPO PIENO	NATURALE	SPESSORE
	SEMI POLISHED SEMI-POLI BRILLANT GELÄPPT	NATURAL NATUREL NATUR	THICKNESS ÉPAISSEUR STAERKE
60x120 . 24"x48"	58,64	-	9 mm






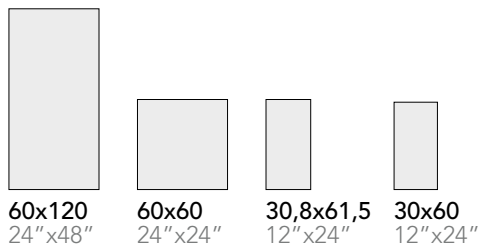
270x120
106" x 48" 

120x120
48" x 48" 

FORMATO SIZE		Tipologia Imballaggio	Ingombro	M ² / Pz	Kg/ Pz	Pz/ Pal.	M ² / Cassa	Kg/ Cassa
270x120	6 mm	CASSA	283x132x39	3,24	46,65	20	64,8	1040
270x120	6 mm	CAVALLETTO	280x75x155	3,24	46,65	40	129,6	2021

FORMATO SIZE		Tipologia Imballaggio	Ingombro	Pz/ Box	M ² / Box	Kg/ Box	Box/ Pal.	M ² / Pal	Kg/ Pal
120x120	9 mm	PALLET CON SPONDE	143,2x124x56,1	2	2,88	58,24	18	51,84	1100

LA COLLEZIONE DISPONE DI ALTRI FORMATI
AVAILABLE ALSO IN MORE FORMATS
LA COLLECTION COMPLÈTE DISPOSE DE PLUSIEURS FORMATS
DIE KOLLEKTION UMFASST WEITERE FORMATE



60x120
24" x 48"

60x60
24" x 24"

30,8x61,5
12" x 24"

30x60
12" x 24"

GRES PORCELLANATO COLORATO IN MASSA
 PORCELAIN STONEWARE COLOURED IN BODY
 GRÉS CÉRAMÉ COLORÉ DANS LA MASSE
 DURCHGEFÄRBTES FEINSTEINZEUG

EKXTREME	LAPPATO CAMPO PIENO SEMI POLISHED SEMI-POLI BRILLANT GELÄPPT	NATURALE RETTIFICATO NATURAL RECTIFIED NATUREL RECTIFIÉ NATUR REKTIFIZIERT	SPESSORE THICKNESS ÉPAISSEUR STAERKE
270x120 . 106"x48"	98,77	74,07	6 mm
120x120 . 48"x48"	77,16	58,64	9 mm


I FORMATI 120x270, 121x270, 160x320 E 163x324, E I PRODOTTI CON "EFFETTO MARMO" HANNO IMPASTI COLORATI IN MASSA BIANCHI O NERI. PER TUTTI GLI ALTRI EFFETTI "CEMENTI, METALLI, PIETRE E LEGNI" E FORMATI, L'IMPASTO UTILIZZATO È COLORATO IN MASSA MACINATO A SECCO.

THE SIZES 120x270, 160x320 AND 163x324, IN "MARBLE EFFECT" ARE MANUFACTURED USING A COLOURED WHITE OR BLACK BODY. FOR ALL THE OTHER "CEMENT, METALS, STONES AND WOODS LOOK" AND SIZES, THE BODY USED IS COLOURED IN DRY PRESSED MASS.

SUPERFICIE . SURFACE FINISH . SURFACE . OBERFLÄCHE



SPESSORE . THICKNESS . ÉPAISSEUR . STAERKE



EK ENERGIE KER	LAPPATO CAMPO PIENO SEMI POLISHED SEMI-POLI BRILLANT GELÄPPT	NATURALE NATURAL NATUREL NATUR	NATURALE RETTIFICATO NATURAL RECTIFIED NATUREL RECTIFIÉ NATUR REKTIFIZIERT	SPESSORE THICKNESS ÉPAISSEUR STAERKE
60x120 . 24"x48"	58,64	-	41,67	9 mm
60x60 . 24"x24"	47,84	-	29,32	9 mm
30,8x61,5 . 12"x24"	-	24,07	-	9 mm
30x60 . 12"x24"	-	-	27,16	9 mm



PIETRAGREY TAUPE

R9




6 mm


9 mm





V2



270x120
106" x 48" 

120x120
48" x 48" 

FORMATO SIZE		Tipologia Imballaggio	Ingombro	M ² / Pz	Kg/ Pz	Pz/ Pal.	M ² / Cassa	Kg/ Cassa
270x120	6 mm	CASSA	283x132x39	3,24	46,65	20	64,8	1040
270x120	6 mm	CAVALLETTO	280x75x155	3,24	46,65	40	129,6	2021

FORMATO SIZE		Tipologia Imballaggio	Ingombro	Pz/ Box	M ² / Box	Kg/ Box	Box/ Pal.	M ² / Pal	Kg/ Pal
120x120	9 mm	PALLET CON SPONDE	143,2x124x56,1	2	2,88	58,24	18	51,84	1100

LA COLLEZIONE DISPONE DI ALTRI FORMATI
AVAILABLE ALSO IN MORE FORMATS
LA COLLECTION COMPLÈTE DISPOSE DE PLUSIEURS FORMATS
DIE KOLLEKTION UMFASST WEITERE FORMATE



60x120
24" x 48"



60x60
24" x 24"



30,8x61,5
12" x 24"



30x60
12" x 24"

GRES PORCELLANATO COLORATO IN MASSA
 PORCELAIN STONEWARE COLOURED IN BODY
 GRÉS CÉRAMÉ COLORÉ DANS LA MASSE
 DURCHGEFÄRBTES FEINSTEINZEUG

EKXTREME	LAPPATO CAMPO PIENO	NATURALE RETTIFICATO	SPESSORE
	SEMI POLISHED SEMI-POLI BRILLANT GELÄPPT	NATURAL RECTIFIED NATUREL RECTIFIÉ NATUR REKTIFIZIERT	THICKNESS ÉPAISSEUR STAERKE
270x120 . 106"x48"	98,77	74,07	6 mm
120x120 . 48"x48"	77,16	58,64	9 mm


I FORMATI 120x270, 121x270, 160x320 E 163x324, E I PRODOTTI CON "EFFETTO MARMO" HANNO IMPASTI COLORATI IN MASSA BIANCHI O NERI. PER TUTTI GLI ALTRI EFFETTI "CEMENTI, METALLI, PIETRE E LEGNI" E FORMATI, L'IMPASTO UTILIZZATO È COLORATO IN MASSA MACINATO A SECCO.

THE SIZES 120x270, 160x320 AND 163x324, IN "MARBLE EFFECT" ARE MANUFACTURED USING A COLOURED WHITE OR BLACK BODY. FOR ALL THE OTHER "CEMENT, METALS, STONES AND WOODS LOOK" AND SIZES, THE BODY USED IS COLOURED IN DRY PRESSED MASS.

SUPERFICIE . SURFACE FINISH . SURFACE . OBERFLÄCHE



SPESSORE . THICKNESS . ÉPAISSEUR . STAERKE



EK ENERGIE KER	LAPPATO CAMPO PIENO	NATURALE	NATURALE RETTIFICATO	SPESSORE
	SEMI POLISHED SEMI-POLI BRILLANT GELÄPPT	NATURAL NATUREL NATUR	NATURAL RECTIFIED NATUREL RECTIFIÉ NATUR REKTIFIZIERT	THICKNESS ÉPAISSEUR STAERKE
60x120 . 24"x48"	58,64	-	41,67	9 mm
60x60 . 24"x24"	47,84	-	29,32	9 mm
30,8x61,5 . 12"x24"	-	24,07	-	9 mm
30x60 . 12"x24"	-	-	27,16	9 mm



PIETRAGREY WHITE

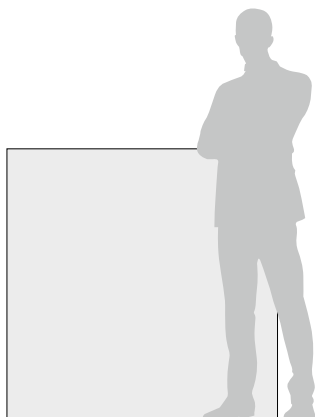
R9



9 mm
T




V2



120x120
48" x 48"

9 mm

FORMATO SIZE		Tipologia Imballaggio	Ingombro	Pz/ Box	M ² / Box	Kg/ Box	Box/ Pal.	M ² / Pal.	Kg/ Pal.
120x120	9 mm	PALLET CON SPONDE	143,2x124x56,1	2	2,88	58,24	18	51,84	1100

LA COLLEZIONE DISPONE DI ALTRI FORMATI

AVAILABLE ALSO IN MORE FORMATS
LA COLLECTION COMPLÈTE DISPOSE DE PLUSIEURS FORMATS
DIE KOLLEKTION UMFASST WEITERE FORMATE



60x120
24" x 48"



60x60
24" x 24"



30,8x61,5
12" x 24"



30x60
12" x 24"

GRES PORCELLANATO COLORATO IN MASSA
 PORCELAIN STONEWARE COLOURED IN BODY
 GRÉS CÉRAMÉ COLORÉ DANS LA MASSE
 DURCHGEFÄRBTES FEINSTEINZEUG

EKXTREME	LAPPATO CAMPO PIENO SEMI POLISHED SEMI-POLI BRILLANT GELÄPPT	NATURALE RETTIFICATO NATURAL RECTIFIED NATUREL RECTIFIÉ NATUR REKTIFIZIERT	SPESSORE THICKNESS ÉPAISSEUR STAERKE
120x120 . 48"x48"	77,16	58,64	9 mm

SUPERFICIE . SURFACE FINISH . SURFACE . OBERFLÄCHE



SPESSORE . THICKNESS . ÉPAISSEUR . STAERKE




EK ENERGIE KER	LAPPATO CAMPO PIENO SEMI POLISHED SEMI-POLI BRILLANT GELÄPPT	NATURALE NATURAL NATUREL NATUR	NATURALE RETTIFICATO NATURAL RECTIFIED NATUREL RECTIFIÉ NATUR REKTIFIZIERT	SPESSORE THICKNESS ÉPAISSEUR STAERKE
60x120 . 24"x48"	58,64	-	41,67	9 mm
60x60 . 24"x24"	47,84	-	29,32	9 mm
30,8x61,5 . 12"x24"	-	24,07	-	9 mm
30x60 . 12"x24"	-	-	27,16	9 mm



CASHMERE VISIONE





V2



270x120
106" x 48" 

180x80
71" x 32" 

FORMATO SIZE		Tipologia Imballaggio	Ingombro	M ² / Pz	Kg/ Pz	Pz/ Pal.	M ² / Cassa	Kg/ Cassa
270x120	6 mm	CASSA	283x132x39	3,24	46,65	20	64,8	1040
270x120	6 mm	CAVALLETTO	280x75x155	3,24	46,65	40	129,6	2021

FORMATO SIZE		Tipologia Imballaggio	Ingombro	Pz/ Box	M ² / Box	Kg/ Box	Box/ Pal.	M ² / Pal	Kg/ Pal
180x80	9 mm	PALLET CON SPONDE	188x97x58	2	2,88	58,06	18	51,84	1100

LA COLLEZIONE DISPONE DI ALTRI FORMATI

AVAILABLE ALSO IN MORE FORMATS
LA COLLECTION COMPLÈTE DISPOSE DE PLUSIEURS FORMATS
DIE KOLLEKTION UMFASST WEITERE FORMATE



61x121
24" x 48"



60x120
24" x 48"



61x61
24" x 24"



30,8x61,5
12" x 24"



30,4x61
12" x 24"

GRES PORCELLANATO COLORATO IN MASSA
 PORCELAIN STONEWARE COLOURED IN BODY
 GRÉS CÉRAMÉ COLORÉ DANS LA MASSE
 DURCHGEFÄRBTES FEINSTEINZEUG


EKXTREME	LAPPATO CAMPO PIENO	NATURALE RETTIFICATO	SPESSORE THICKNESS ÉPAISSEUR STAERKE
	SEMI POLISHED SEMI-POLI BRILLANT GELÄPPT	NATURAL RECTIFIED NATUREL RECTIFIÉ NATUR REKTIFIZIERT	
270x120 . 106"x48"	98,77	-	6 mm
180x80 . 71"x32"	80,25	-	9 mm

I FORMATI 120x270, 121x270, 160x320 E 163x324, E I PRODOTTI CON "EFFETTO MARMO" HANNO IMPASTI COLORATI IN MASSA BIANCHI O NERI. PER TUTTI GLI ALTRI EFFETTI "CEMENTI, METALLI, PIETRE E LEGNI" E FORMATI, L'IMPASTO UTILIZZATO È COLORATO IN MASSA MACINATO A SECCO.
 THE SIZES 120x270, 160x320 AND 163x324, IN "MARBLE EFFECT" ARE MANUFACTURED USING A COLOURED WHITE OR BLACK BODY. FOR ALL THE OTHER "CEMENT, METALS, STONES AND WOODS LOOK" AND SIZES, THE BODY USED IS COLOURED IN DRY PRESSED MASS.

SUPERFICIE . SURFACE FINISH . SURFACE . OBERFLÄCHE




SPESSORE . THICKNESS . ÉPAISSEUR . STAERKE



EK ENERGIE KER	LAPPATO CAMPO PIENO	NATURALE	NATURALE RETTIFICATO	SPESSORE THICKNESS ÉPAISSEUR STAERKE
	SEMI POLISHED SEMI-POLI BRILLANT GELÄPPT	NATURAL NATUREL NATUR	NATURAL RECTIFIED NATUREL RECTIFIÉ NATUR REKTIFIZIERT	
61x121 . 24"x48"	-	-	41,67	9 mm
60x120 . 24"x48"	58,64	-	-	9 mm
61x61 . 24"x24"	-	-	29,32	9 mm
30,8x61,5 . 12"x24"	-	24,07	-	9 mm
30,4x61,5 . 12"x24"	-	-	27,16	9 mm



BOOKMATCH



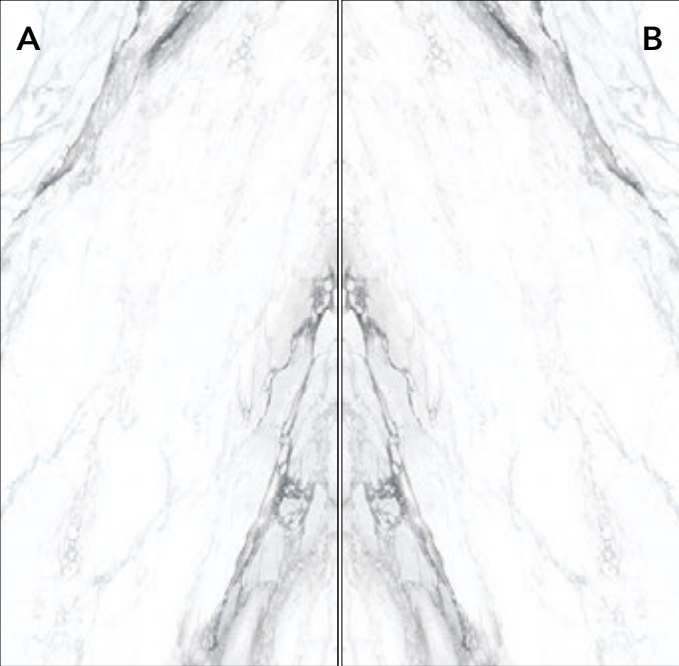
320x160
126"x63"



270x120
106"x48"



324x163
127"x64"



BERNINI 160x320 - 6 mm
BERNINI 163x324 - 12 mm

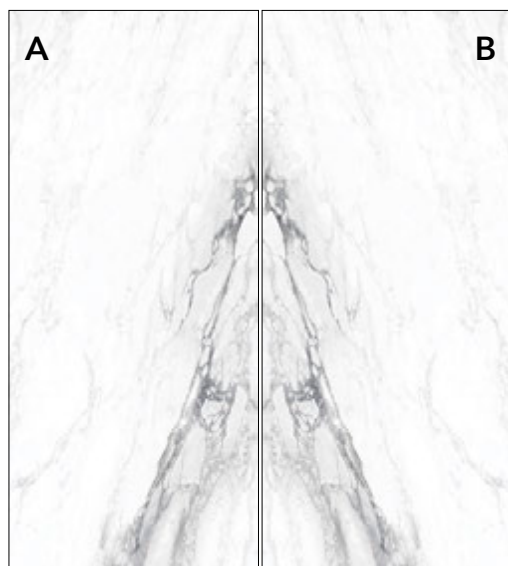


AGATA BLUE 160x320 - 6 mm
AGATA BLUE 163x324 - 12 mm

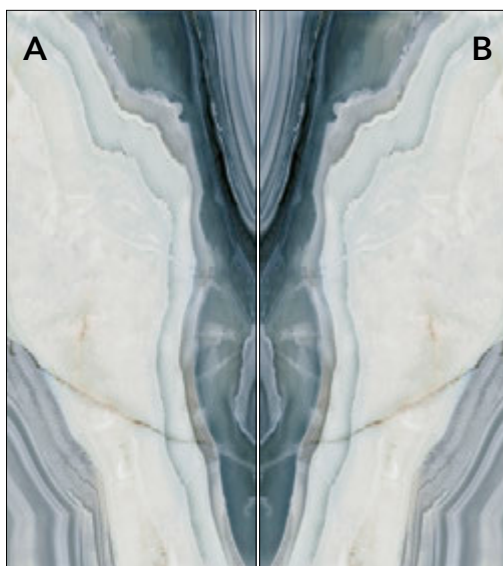


EKXTREME	LAPPATO CAMPO PIENO SEMI POLISHED SEMI-POLI BRILLANT GELÄPPT	NATURALE RETTIFICATO NATURAL RECTIFIED NATUREL RECTIFIÉ NATUR REKTIFIZIERT	SILK	SPESSORE THICKNESS ÉPAISSEUR STÄERKE
324x163 . 127" x64" Book Match (A/B)	209,88	-	185,19	12 mm
320x160 . 126" x63" Book Match (A/B)	138,89	-	-	6 mm
270x120 . 106" x48" Book Match (A/B)	114,20	-	-	6 mm

I FORMATI 120x270, 121x270, 160x320 E 163x324, E I PRODOTTI CON "EFFETTO MARMO" HANNO IMPASTI COLORATI IN MASSA BIANCHI O NERI. PER TUTTI GLI ALTRI EFFETTI "CEMENTI, METALLI, PIETRE E LEGNI" E FORMATI, L'IMPASTO UTILIZZATO È COLORATO IN MASSA MACINATO A SECCO.
 THE SIZES 120x270, 160x320 AND 163x324, IN "MARBLE EFFECT" ARE MANUFACTURED USING A COLOURED WHITE OR BLACK BODY. FOR ALL THE OTHER "CEMENT, METALS, STONES AND WOODS LOOK" AND SIZES, THE BODY USED IS COLOURED IN DRY PRESSED MASS.



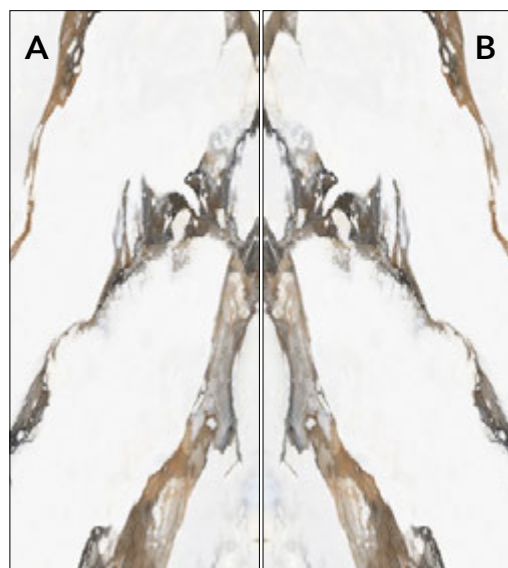
BERNINI 120x270



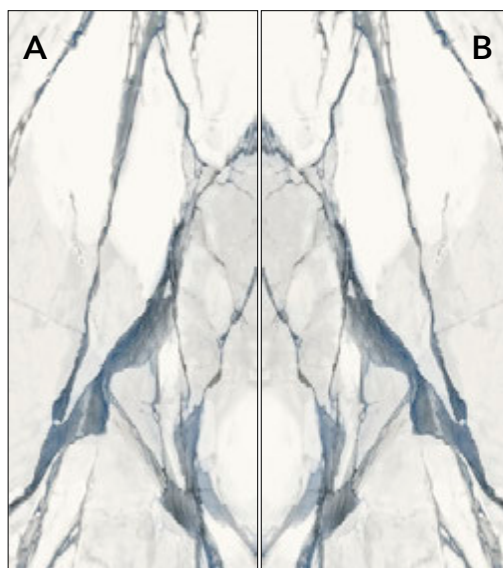
AGATA BLUE 120x270



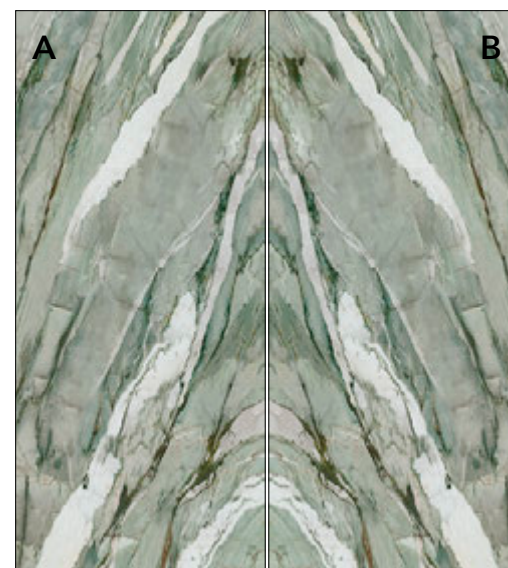
AGATA OYSTER 120x270



CALACATTA GOLD 120x270



CALACATTA OCEAN 120x270




CALACATTA MINT 120x270

BOOKMATCH

GRES PORCELLANATO COLORATO IN MASSA
 PORCELAIN STONEWARE COLOURED IN BODY
 GRÉS CÉRAMÉ COLORÉ DANS LA MASSE
 DURCHGEFÄRBTES FEINSTEINZEUG

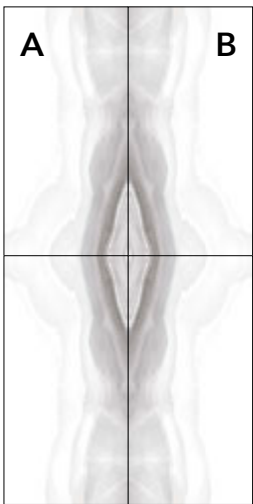


V3



 ENERGIE KER	LAPPATO CAMPO PIENO SEMI POLISHED SEMI-POLI BRILLANT GELÄPPT	NATURALE RETTIFICATO NATURAL RECTIFIED NATUREL RECTIFIÉ NATUR REKTIFIZIERT	SPESSORE THICKNESS ÉPAISSEUR STAERKE
	60x120 . 24" x 48" Book Match (A/B)	74,07	-

60x120
 24" x 48"



AGATA OYSTER 60x120



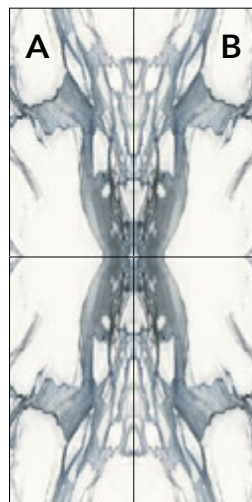
AGATA BLUE 60x120



BERNINI 60x120




CALACATTA GOLD 60x120





CALACATTA OCEANIC 60x120






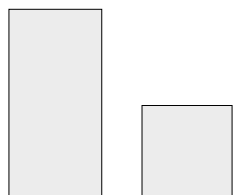
270x120
106" x 48" 

120x120
48" x 48" 

FORMATO SIZE		Tipologia Imballaggio	Ingombro	M ² / Pz	Kg/ Pz	Pz/ Pal.	M ² / Cassa	Kg/ Cassa
270x120	6 mm	CASSA	283x132x39	3,24	46,65	20	64,8	1040
270x120	6 mm	CAVALLETTO	280x75x155	3,24	46,65	40	129,6	2021

FORMATO SIZE		Tipologia Imballaggio	Ingombro	Pz/ Box	M ² / Box	Kg/ Box	Box/ Pal.	M ² / Pal	Kg/ Pal
120x120	9 mm	PALLET CON SPONDE	143,2x124x56,1	2	2,88	58,24	18	51,84	1100

LA COLLEZIONE DISPONE DI ALTRI FORMATI
AVAILABLE ALSO IN MORE FORMATS
LA COLLECTION COMPLÈTE DISPOSE DE PLUSIEURS FORMATS
DIE KOLLEKTION UMFASST WEITERE FORMATE



60x120
24" x 48"

60x60
24" x 24"

GRES PORCELLANATO COLORATO IN MASSA
 PORCELAIN STONEWARE COLOURED IN BODY
 GRÉS CÉRAMÉ COLORÉ DANS LA MASSE
 DURCHGEFÄRBTES FEINSTEINZEUG

EKXTREME	LAPPATO CAMPO PIENO	NATURALE RETTIFICATO	SPESSORE
	SEMI POLISHED SEMI-POLI BRILLANT GELÄPPT	NATURAL RECTIFIED NATUREL RECTIFIÉ NATUR REKTIFIZIERT	THICKNESS ÉPAISSEUR STAERKE
270x120 . 106"x48"	-	74,07	6 mm
120x120 . 48"x48"	-	58,64	9 mm

I FORMATI 120x270, 121x270, 160x320 E 163x324, E I PRODOTTI CON "EFFETTO MARMO" HANNO IMPASTI COLORATI IN MASSA BIANCHI O NERI. PER TUTTI GLI ALTRI EFFETTI "CEMENTI, METALLI, PIETRE E LEGNI" E FORMATI, L'IMPASTO UTILIZZATO È COLORATO IN MASSA MACINATO A SECCO.
 THE SIZES 120x270, 160x320 AND 163x324, IN "MARBLE EFFECT" ARE MANUFACTURED USING A COLOURED WHITE OR BLACK BODY. FOR ALL THE OTHER "CEMENT, METALS, STONES AND WOODS LOOK" AND SIZES, THE BODY USED IS COLOURED IN DRY PRESSED MASS.

SUPERFICIE . SURFACE FINISH . SURFACE . OBERFLÄCHE




SPESSORE . THICKNESS . ÉPAISSEUR . STAERKE




EK ENERGIE KER	LAPPATO CAMPO PIENO	NATURALE RETTIFICATO	SPESSORE
	SEMI POLISHED SEMI-POLI BRILLANT GELÄPPT	NATURAL RECTIFIED NATUREL RECTIFIÉ NATUR REKTIFIZIERT	THICKNESS ÉPAISSEUR STAERKE
60x120 . 24"x48"	-	41,67	9 mm
60x60 . 24"x24"	-	29,32	9 mm






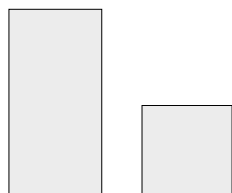
270x120
106" x 48" 

120x120
48" x 48" 

FORMATO SIZE		Tipologia Imballaggio	Ingombro	M ² / Pz	Kg/ Pz	Pz/ Pal.	M ² / Cassa	Kg/ Cassa
270x120	6 mm	CASSA	283x132x39	3,24	46,65	20	64,8	1040
270x120	6 mm	CAVALLETTO	280x75x155	3,24	46,65	40	129,6	2021

FORMATO SIZE		Tipologia Imballaggio	Ingombro	Pz/ Box	M ² / Box	Kg/ Box	Box/ Pal.	M ² / Pal	Kg/ Pal
120x120	9 mm	PALLET CON SPONDE	143,2x124x56,1	2	2,88	58,24	18	51,84	1100

LA COLLEZIONE DISPONE DI ALTRI FORMATI
 AVAILABLE ALSO IN MORE FORMATS
 LA COLLECTION COMPLÈTE DISPOSE DE PLUSIEURS FORMATS
 DIE KOLLEKTION UMFASST WEITERE FORMATE



60x120
24" x 48"

60x60
24" x 24"

GRES PORCELLANATO COLORATO IN MASSA
 PORCELAIN STONEWARE COLOURED IN BODY
 GRÉS CÉRAMÉ COLORÉ DANS LA MASSE
 DURCHGEFÄRBTES FEINSTEINZEUG

EKXTREME	LAPPATO CAMPO PIENO	NATURALE RETTIFICATO	SPESSORE
	SEMI POLISHED SEMI-POLI BRILLANT GELÄPPT	NATURAL RECTIFIED NATUREL RECTIFIÉ NATUR REKTIFIZIERT	THICKNESS ÉPAISSEUR STAERKE
270x120 . 106"x48"	-	74,07	6 mm
120x120 . 48"x48"	-	58,64	9 mm

I FORMATI 120x270, 121x270, 160x320 E 163x324, E I PRODOTTI CON "EFFETTO MARMO" HANNO IMPASTI COLORATI IN MASSA BIANCHI O NERI. PER TUTTI GLI ALTRI EFFETTI "CEMENTI, METALLI, PIETRE E LEGNI" E FORMATI, L'IMPASTO UTILIZZATO È COLORATO IN MASSA MACINATO A SECCO. THE SIZES 120x270, 160x320 AND 163x324, IN "MARBLE EFFECT" ARE MANUFACTURED USING A COLOURED WHITE OR BLACK BODY. FOR ALL THE OTHER "CEMENT, METALS, STONES AND WOODS LOOK" AND SIZES, THE BODY USED IS COLOURED IN DRY PRESSED MASS.

SUPERFICIE . SURFACE FINISH . SURFACE . OBERFLÄCHE




SPESSORE . THICKNESS . ÉPAISSEUR . STAERKE



EK ENERGIE KER	LAPPATO CAMPO PIENO	NATURALE RETTIFICATO	SPESSORE
	SEMI POLISHED SEMI-POLI BRILLANT GELÄPPT	NATURAL RECTIFIED NATUREL RECTIFIÉ NATUR REKTIFIZIERT	THICKNESS ÉPAISSEUR STAERKE
60x120 . 24"x48"	-	41,67	9 mm
60x60 . 24"x24"	-	29,32	9 mm





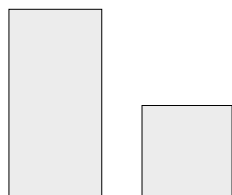
270x120
106" x 48"

120x120
48" x 48"

FORMATO SIZE		Tipologia Imballaggio	Ingombro	M ² / Pz	Kg/ Pz	Pz/ Pal.	M ² / Cassa	Kg/ Cassa
270x120	6 mm	CASSA	283x132x39	3,24	46,65	20	64,8	1040
270x120	6 mm	CAVALLETTO	280x75x155	3,24	46,65	40	129,6	2021

FORMATO SIZE		Tipologia Imballaggio	Ingombro	Pz/ Box	M ² / Box	Kg/ Box	Box/ Pal.	M ² / Pal	Kg/ Pal
120x120	9 mm	PALLET CON SPONDE	143,2x124x56,1	2	2,88	58,24	18	51,84	1100

LA COLLEZIONE DISPONE DI ALTRI FORMATI
 AVAILABLE ALSO IN MORE FORMATS
 LA COLLECTION COMPLÈTE DISPOSE DE PLUSIEURS FORMATS
 DIE KOLLEKTION UMFASST WEITERE FORMATE



60x120
24" x 48"

60x60
24" x 24"

GRES PORCELLANATO COLORATO IN MASSA
 PORCELAIN STONEWARE COLOURED IN BODY
 GRÉS CÉRAMÉ COLORÉ DANS LA MASSE
 DURCHGEFÄRBTES FEINSTEINZEUG

EKXTREME	LAPPATO CAMPO PIENO SEMI POLISHED SEMI-POLI BRILLANT GELÄPPT	NATURALE RETTIFICATO NATURAL RECTIFIED NATUREL RECTIFIÉ NATUR REKTIFIZIERT	SPESSORE THICKNESS ÉPAISSEUR STAERKE
270x120 . 106"x48"	-	74,07	6 mm
120x120 . 48"x48"	-	58,64	9 mm

I FORMATI 120x270, 121x270, 160x320 E 163x324, E I PRODOTTI CON "EFFETTO MARMO" HANNO IMPASTI COLORATI IN MASSA BIANCHI O NERI. PER TUTTI GLI ALTRI EFFETTI "CEMENTI, METALLI, PIETRE E LEGNI" E FORMATI, L'IMPASTO UTILIZZATO È COLORATO IN MASSA MACINATO A SECCO.
 THE SIZES 120x270, 160x320 AND 163x324, IN "MARBLE EFFECT" ARE MANUFACTURED USING A COLOURED WHITE OR BLACK BODY. FOR ALL THE OTHER "CEMENT, METALS, STONES AND WOODS LOOK" AND SIZES, THE BODY USED IS COLOURED IN DRY PRESSED MASS.

SUPERFICIE . SURFACE FINISH . SURFACE . OBERFLÄCHE



SPESSORE . THICKNESS . ÉPAISSEUR . STAERKE



EK ENERGIE KER	LAPPATO CAMPO PIENO SEMI POLISHED SEMI-POLI BRILLANT GELÄPPT	NATURALE RETTIFICATO NATURAL RECTIFIED NATUREL RECTIFIÉ NATUR REKTIFIZIERT	SPESSORE THICKNESS ÉPAISSEUR STAERKE
60x120 . 24"x48"	-	41,67	9 mm
60x60 . 24"x24"	-	29,32	9 mm



PARKER ANTHRACITE

R9




6 mm
T


9 mm
T





V3



270x120
106" x 48" 

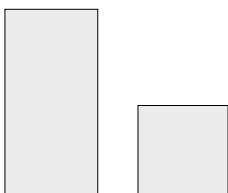
120x120
48" x 48" 

FORMATO SIZE		Tipologia Imballaggio	Ingombro	M ² / Pz	Kg/ Pz	Pz/ Pal.	M ² / Cassa	Kg/ Cassa
270x120	6 mm	CASSA	283x132x39	3,24	46,65	20	64,8	1040
270x120	6 mm	CAVALLETTO	280x75x155	3,24	46,65	40	129,6	2021

FORMATO SIZE		Tipologia Imballaggio	Ingombro	Pz/ Box	M ² / Box	Kg/ Box	Box/ Pal.	M ² / Pal	Kg/ Pal
120x120	9 mm	PALLET CON SPONDE	143,2x124x56,1	2	2,88	58,24	18	51,84	1100

LA COLLEZIONE DISPONE DI ALTRI FORMATI

AVAILABLE ALSO IN MORE FORMATS
LA COLLECTION COMPLÈTE DISPOSE DE PLUSIEURS FORMATS
DIE KOLLEKTION UMFASST WEITERE FORMATE



60x120
24" x 48"

60x60
24" x 24"

GRES PORCELLANATO COLORATO IN MASSA
 PORCELAIN STONEWARE COLOURED IN BODY
 GRÉS CÉRAMÉ COLORÉ DANS LA MASSE
 DURCHGEFÄRBTES FEINSTEINZEUG


EKXTREME	LAPPATO CAMPO PIENO SEMI POLISHED SEMI-POLI BRILLANT GELÄPPT	NATURALE RETTIFICATO NATURAL RECTIFIED NATUREL RECTIFIÉ NATUR REKTIFIZIERT	SPESSORE THICKNESS ÉPAISSEUR STAERKE
270x120 . 106"x48"	-	74,07	6 mm
120x120 . 48"x48"	-	58,64	9 mm

I FORMATI 120x270, 121x270, 160x320 E 163x324, E I PRODOTTI CON "EFFETTO MARMO" HANNO IMPASTI COLORATI IN MASSA BIANCHI O NERI. PER TUTTI GLI ALTRI EFFETTI "CEMENTI, METALLI, PIETRE E LEGNI" E FORMATI, L'IMPASTO UTILIZZATO È COLORATO IN MASSA MACINATO A SECCO. THE SIZES 120x270, 160x320 AND 163x324, IN "MARBLE EFFECT" ARE MANUFACTURED USING A COLOURED WHITE OR BLACK BODY. FOR ALL THE OTHER "CEMENT, METALS, STONES AND WOODS LOOK" AND SIZES, THE BODY USED IS COLOURED IN DRY PRESSED MASS.

SUPERFICIE . SURFACE FINISH . SURFACE . OBERFLÄCHE



SPESSORE . THICKNESS . ÉPAISSEUR . STAERKE



EK ENERGIE KER	LAPPATO CAMPO PIENO SEMI POLISHED SEMI-POLI BRILLANT GELÄPPT	NATURALE RETTIFICATO NATURAL RECTIFIED NATUREL RECTIFIÉ NATUR REKTIFIZIERT	SPESSORE THICKNESS ÉPAISSEUR STAERKE
60x120 . 24"x48"	-	41,67	9 mm
60x60 . 24"x24"	-	29,32	9 mm



CITY PLASTER WHITE


R9




6 mm
+
T




V4




320x160
126" x 63" 



270x120
106" x 48" 



270x120
106" x 48" 
Decoro

FORMATO SIZE		Tipologia Imballaggio	Ingombro	M ² / Pz	Kg/ Pz	Pz/ Pal.	M ² / Cassa	Kg/ Cassa
320x160 LCP	6 mm	CASSA	172,6x343,2x36	5,12	78,13	16	81,92	1403
320x160 LCP	6 mm	CAVALLETTO	330x75x200	5,12	78,13	32	163,84	2690
270x120	6 mm	CASSA	283x132x39	3,24	46,65	20	64,8	1040
270x120	6 mm	CAVALLETTO	280x75x155	3,24	46,65	40	129,6	2021

LA COLLEZIONE DISPONE DI ALTRI FORMATI

AVAILABLE ALSO IN MORE FORMATS
LA COLLECTION COMPLÈTE DISPOSE DE PLUSIEURS FORMATS
DIE KOLLEKTION UMFASST WEITERE FORMATE



60x120
24" x 48"



60x60
24" x 24"




30x60
12" x 24"

GRES PORCELLANATO COLORATO IN MASSA
 PORCELAIN STONEWARE COLOURED IN BODY
 GRÉS CÉRAMÉ COLORÉ DANS LA MASSE
 DURCHGEFÄRBTES FEINSTEINZEUG

EKXTREME	LAPPATO CAMPO PIENO SEMI POLISHED SEMI-POLI BRILLANT GELÄPPT	NATURALE RETTIFICATO NATURAL RECTIFIED NATUREL RECTIFIÉ NATUR REKTIFIZIERT	SPESSORE THICKNESS ÉPAISSEUR STAERKE
320x160 . 126"x63"	123,46	-	6 mm
270x120 . 106"x48"	98,77	74,07	6 mm
270x120 . 106"x48" Decoro	-	86,42	6 mm

I FORMATI 120x270, 121x270, 160x320 E 163x324, E I PRODOTTI CON "EFFETTO MARMO" HANNO IMPASTI COLORATI IN MASSA BIANCHI O NERI. PER TUTTI GLI ALTRI EFFETTI "CEMENTI, METALLI, PIETRE E LEGNI" E FORMATI, L'IMPASTO UTILIZZATO È COLORATO IN MASSA MACINATO A SECCO.
 THE SIZES 120x270, 160x320 AND 163x324, IN "MARBLE EFFECT" ARE MANUFACTURED USING A COLOURED WHITE OR BLACK BODY. FOR ALL THE OTHER "CEMENT, METALS, STONES AND WOODS LOOK" AND SIZES, THE BODY USED IS COLOURED IN DRY PRESSED MASS.

SUPERFICIE . SURFACE FINISH . SURFACE . OBERFLÄCHE



SPESSORE . THICKNESS . ÉPAISSEUR . STAERKE



EK ENERGIE KER	LAPPATO CAMPO PIENO SEMI POLISHED SEMI-POLI BRILLANT GELÄPPT	NATURALE RETTIFICATO NATURAL RECTIFIED NATUREL RECTIFIÉ NATUR REKTIFIZIERT	SPESSORE THICKNESS ÉPAISSEUR STAERKE
60x120 . 24"x48"	58,64	41,67	9 mm
60x120 . 24"x48" Decoro	-	50,93	9 mm
60x60 . 24"x24"	47,84	29,32	9 mm
30x60 . 12"x24"	-	27,16	9 mm



CITY PLASTER BEIGE


R9




6 mm
+
T





V4




320x160
126" x 63" 



270x120
106" x 48" 



270x120
106" x 48" 
Decoro

FORMATO SIZE		Tipologia Imballaggio	Ingombro	M ² / Pz	Kg/ Pz	Pz/ Pal.	M ² / Cassa	Kg/ Cassa
320x160 LCP	6 mm	CASSA	172,6x343,2x36	5,12	78,13	16	81,92	1403
320x160 LCP	6 mm	CAVALLETTO	330x75x200	5,12	78,13	32	163,84	2690
270x120	6 mm	CASSA	283x132x39	3,24	46,65	20	64,8	1040
270x120	6 mm	CAVALLETTO	280x75x155	3,24	46,65	40	129,6	2021

LA COLLEZIONE DISPONE DI ALTRI FORMATI
 AVAILABLE ALSO IN MORE FORMATS
 LA COLLECTION COMPLÈTE DISPOSE DE PLUSIEURS FORMATS
 DIE KOLLEKTION UMFASST WEITERE FORMATE



60x120
24" x 48"



60x60
24" x 24"



30x60
12" x 24"

GRES PORCELLANATO COLORATO IN MASSA
 PORCELAIN STONEWARE COLOURED IN BODY
 GRÉS CÉRAMÉ COLORÉ DANS LA MASSE
 DURCHGEFÄRBTES FEINSTEINZEUG


EKXTREME	LAPPATO CAMPO PIENO	NATURALE RETTIFICATO	SPESSORE
	SEMI POLISHED SEMI-POLI BRILLANT GELÄPPT	NATURAL RECTIFIED NATUREL RECTIFIÉ NATUR REKTIFIZIERT	THICKNESS ÉPAISSEUR STAERKE
320x160 . 126"x63"	123,46	-	6 mm
270x120 . 106"x48"	98,77	74,07	6 mm
270x120 . 106"x48" Decoro	-	86,42	6 mm

I FORMATI 120x270, 121x270, 160x320 E 163x324, E I PRODOTTI CON "EFFETTO MARMO" HANNO IMPASTI COLORATI IN MASSA BIANCHI O NERI. PER TUTTI GLI ALTRI EFFETTI "CEMENTI, METALLI, PIETRE E LEGNI" E FORMATI, L'IMPASTO UTILIZZATO È COLORATO IN MASSA MACINATO A SECCO. THE SIZES 120x270, 160x320 AND 163x324, IN "MARBLE EFFECT" ARE MANUFACTURED USING A COLOURED WHITE OR BLACK BODY. FOR ALL THE OTHER "CEMENT, METALS, STONES AND WOODS LOOK" AND SIZES, THE BODY USED IS COLOURED IN DRY PRESSED MASS.

SUPERFICIE . SURFACE FINISH . SURFACE . OBERFLÄCHE



SPESSORE . THICKNESS . ÉPAISSEUR . STAERKE



EK ENERGIE KER	LAPPATO CAMPO PIENO	NATURALE RETTIFICATO	SPESSORE
	SEMI POLISHED SEMI-POLI BRILLANT GELÄPPT	NATURAL RECTIFIED NATUREL RECTIFIÉ NATUR REKTIFIZIERT	THICKNESS ÉPAISSEUR STAERKE
60x120 . 24"x48"	58,64	41,67	9 mm
60x120 . 24"x48" Decoro	-	50,93	9 mm
60x60 . 24"x24"	47,84	29,32	9 mm
30x60 . 12"x24"	-	27,16	9 mm



CITY PLASTER GREY


R9




6 mm
T





V4




320x160
126" x 63" 



270x120
106" x 48" 



270x120
106" x 48" 
Decoro

FORMATO SIZE		Tipologia Imballaggio	Ingombro	M ² / Pz	Kg/ Pz	Pz/ Pal.	M ² / Cassa	Kg/ Cassa
320x160 LCP	6 mm	CASSA	172,6x343,2x36	5,12	78,13	16	81,92	1403
320x160 LCP	6 mm	CAVALLETTO	330x75x200	5,12	78,13	32	163,84	2690
270x120	6 mm	CASSA	283x132x39	3,24	46,65	20	64,8	1040
270x120	6 mm	CAVALLETTO	280x75x155	3,24	46,65	40	129,6	2021

LA COLLEZIONE DISPONE DI ALTRI FORMATI

AVAILABLE ALSO IN MORE FORMATS
LA COLLECTION COMPLÈTE DISPOSE DE PLUSIEURS FORMATS
DIE KOLLEKTION UMFASST WEITERE FORMATE



60x120
24" x 48"



60x60
24" x 24"



30x60
12" x 24"

GRES PORCELLANATO COLORATO IN MASSA
 PORCELAIN STONEWARE COLOURED IN BODY
 GRÉS CÉRAMÉ COLORÉ DANS LA MASSE
 DURCHGEFÄRBTES FEINSTEINZEUG


EKXTREME	LAPPATO CAMPO PIENO SEMI POLISHED SEMI-POLI BRILLANT GELÄPPT	NATURALE RETTIFICATO NATURAL RECTIFIED NATUREL RECTIFIÉ NATUR REKTIFIZIERT	SPESSORE THICKNESS ÉPAISSEUR STAERKE
320x160 . 126"x63"	123,46	-	6 mm
270x120 . 106"x48"	98,77	74,07	6 mm
270x120 . 106"x48" Decoro	-	86,42	6 mm

I FORMATI 120x270, 121x270, 160x320 E 163x324, E I PRODOTTI CON "EFFETTO MARMO" HANNO IMPASTI COLORATI IN MASSA BIANCHI O NERI. PER TUTTI GLI ALTRI EFFETTI "CEMENTI, METALLI, PIETRE E LEGNI" E FORMATI, L'IMPASTO UTILIZZATO È COLORATO IN MASSA MACINATO A SECCO. THE SIZES 120x270, 160x320 AND 163x324, IN "MARBLE EFFECT" ARE MANUFACTURED USING A COLOURED WHITE OR BLACK BODY. FOR ALL THE OTHER "CEMENT, METALS, STONES AND WOODS LOOK" AND SIZES, THE BODY USED IS COLOURED IN DRY PRESSED MASS.


SUPERFICIE . SURFACE FINISH . SURFACE . OBERFLÄCHE



SPESSORE . THICKNESS . ÉPAISSEUR . STAERKE



EK ENERGIE KER	LAPPATO CAMPO PIENO SEMI POLISHED SEMI-POLI BRILLANT GELÄPPT	NATURALE RETTIFICATO NATURAL RECTIFIED NATUREL RECTIFIÉ NATUR REKTIFIZIERT	SPESSORE THICKNESS ÉPAISSEUR STAERKE
60x120 . 24"x48"	58,64	41,67	9 mm
60x120 . 24"x48" Decoro	-	50,93	9 mm
60x60 . 24"x24"	47,84	29,32	9 mm
30x60 . 12"x24"	-	27,16	9 mm



CITY PLASTER MULTICOLOR


R9




6 mm
+
T





V4




320x160
126" x 63" 



270x120
106" x 48" 



270x120
106" x 48" 
Decoro

FORMATO SIZE		Tipologia Imballaggio	Ingombro	M ² / Pz	Kg/ Pz	Pz/ Pal.	M ² / Cassa	Kg/ Cassa
320x160 LCP	6 mm	CASSA	172,6x343,2x36	5,12	78,13	16	81,92	1403
320x160 LCP	6 mm	CAVALLETTO	330x75x200	5,12	78,13	32	163,84	2690
270x120	6 mm	CASSA	283x132x39	3,24	46,65	20	64,8	1040
270x120	6 mm	CAVALLETTO	280x75x155	3,24	46,65	40	129,6	2021

LA COLLEZIONE DISPONE DI ALTRI FORMATI

AVAILABLE ALSO IN MORE FORMATS
LA COLLECTION COMPLÈTE DISPOSE DE PLUSIEURS FORMATS
DIE KOLLEKTION UMFASST WEITERE FORMATE



60x120
24" x 48"



60x60
24" x 24"



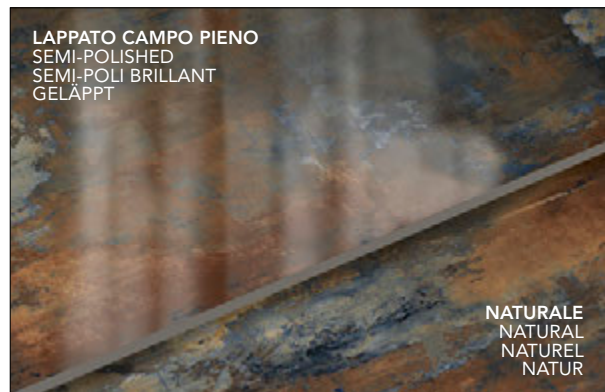
30x60
12" x 24"

GRES PORCELLANATO COLORATO IN MASSA
 PORCELAIN STONEWARE COLOURED IN BODY
 GRÉS CÉRAMÉ COLORÉ DANS LA MASSE
 DURCHGEFÄRBTES FEINSTEINZEUG


EKXTREME	LAPPATO CAMPO PIENO	NATURALE RETTIFICATO	SPESSORE
	SEMI POLISHED SEMI-POLI BRILLANT GELÄPPT	NATURAL RECTIFIED NATUREL RECTIFIÉ NATUR REKTIFIZIERT	THICKNESS ÉPAISSEUR STAERKE
320x160 . 126"x63"	123,46	-	6 mm
270x120 . 106"x48"	98,77	74,07	6 mm
270x120 . 106"x48" Decoro	-	86,42	6 mm

I FORMATI 120x270, 121x270, 160x320 E 163x324, E I PRODOTTI CON "EFFETTO MARMO" HANNO IMPASTI COLORATI IN MASSA BIANCHI O NERI. PER TUTTI GLI ALTRI EFFETTI "CEMENTI, METALLI, PIETRE E LEGNI" E FORMATI, L'IMPASTO UTILIZZATO È COLORATO IN MASSA MACINATO A SECCO. THE SIZES 120x270, 160x320 AND 163x324, IN "MARBLE EFFECT" ARE MANUFACTURED USING A COLOURED WHITE OR BLACK BODY. FOR ALL THE OTHER "CEMENT, METALS, STONES AND WOODS LOOK" AND SIZES, THE BODY USED IS COLOURED IN DRY PRESSED MASS.


SUPERFICIE . SURFACE FINISH . SURFACE . OBERFLÄCHE



SPESSORE . THICKNESS . ÉPAISSEUR . STAERKE



EK ENERGIE KER	LAPPATO CAMPO PIENO	NATURALE RETTIFICATO	SPESSORE
	SEMI POLISHED SEMI-POLI BRILLANT GELÄPPT	NATURAL RECTIFIED NATUREL RECTIFIÉ NATUR REKTIFIZIERT	THICKNESS ÉPAISSEUR STAERKE
60x120 . 24"x48"	58,64	41,67	9 mm
60x120 . 24"x48" Decoro	-	50,93	9 mm
60x60 . 24"x24"	47,84	29,32	9 mm
30x60 . 12"x24"	-	27,16	9 mm



MAGNETIC GREY


R9





6 mm
T



V3



270x120
106" x 48" 

FORMATO SIZE		Tipologia Imballaggio	Ingombro	M ² / Pz	Kg/ Pz	Pz/ Pal.	M ² / Cassa	Kg/ Cassa
270x120	6 mm	CASSA	283x132x39	3,24	46,65	20	64,8	1040
270x120	6 mm	CAVALLETTO	280x75x155	3,24	46,65	40	129,6	2021

LA COLLEZIONE DISPONE DI ALTRI FORMATI
 AVAILABLE ALSO IN MORE FORMATS
 LA COLLECTION COMPLÈTE DISPOSE DE PLUSIEURS FORMATS
 DIE KOLLEKTION UMFASST WEITERE FORMATE



60x120
24" x 48"



60x60
24" x 24"



30x60
12" x 24"

GRES PORCELLANATO COLORATO IN MASSA
 PORCELAIN STONEWARE COLOURED IN BODY
 GRÉS CÉRAMÉ COLORÉ DANS LA MASSE
 DURCHGEFÄRBTES FEINSTEINZEUG


EKXTREME	LAPPATO CAMPO PIENO	NATURALE RETTIFICATO	SPESSORE
	SEMI POLISHED SEMI-POLI BRILLANT GELÄPPT	NATURAL RECTIFIED NATUREL RECTIFIÉ NATUR REKTIFIZIERT	THICKNESS ÉPAISSEUR STAERKE
270x120 . 106"x48"	-	74,07	6 mm

I FORMATI 120x270, 121x270, 160x320 E 163x324, E I PRODOTTI CON "EFFETTO MARMO" HANNO IMPASTI COLORATI IN MASSA BIANCHI O NERI. PER TUTTI GLI ALTRI EFFETTI "CEMENTI, METALLI, PIETRE E LEGNI" E FORMATI, L'IMPASTO UTILIZZATO È COLORATO IN MASSA MACINATO A SECCO.
 THE SIZES 120x270, 160x320 AND 163x324, IN "MARBLE EFFECT" ARE MANUFACTURED USING A COLOURED WHITE OR BLACK BODY. FOR ALL THE OTHER "CEMENT, METALS, STONES AND WOODS LOOK" AND SIZES, THE BODY USED IS COLOURED IN DRY PRESSED MASS.

SUPERFICIE . SURFACE FINISH . SURFACE . OBERFLÄCHE



SPESSORE . THICKNESS . ÉPAISSEUR . STAERKE



EK ENERGIE KER	LAPPATO CAMPO PIENO	NATURALE RETTIFICATO	SPESSORE
	SEMI POLISHED SEMI-POLI BRILLANT GELÄPPT	NATURAL RECTIFIED NATUREL RECTIFIÉ NATUR OBERFLÄCHE KALIBRIERT	THICKNESS ÉPAISSEUR STAERKE
60x120 . 24"x48"	-	41,67	9 mm
60x60 . 24"x24"	-	29,32	9 mm
30x60 . 12"x24"	-	27,16	9 mm



MAGNETIC BRONZE


R9




6 mm
T



V3



270x120
106" x 48" 

FORMATO SIZE		Tipologia Imballaggio	Ingombro	M ² / Pz	Kg/ Pz	Pz/ Pal.	M ² / Cassa	Kg/ Cassa
270x120	6 mm	CASSA	283x132x39	3,24	46,65	20	64,8	1040
270x120	6 mm	CAVALLETTO	280x75x155	3,24	46,65	40	129,6	2021

LA COLLEZIONE DISPONE DI ALTRI FORMATI

AVAILABLE ALSO IN MORE FORMATS
LA COLLECTION COMPLÈTE DISPOSE DE PLUSIEURS FORMATS
DIE KOLLEKTION UMFASST WEITERE FORMATE



60x120
24" x 48"



60x60
24" x 24"



30x60
12" x 24"

GRES PORCELLANATO COLORATO IN MASSA
 PORCELAIN STONEWARE COLOURED IN BODY
 GRÉS CÉRAMÉ COLORÉ DANS LA MASSE
 DURCHGEFÄRBTES FEINSTEINZEUG


EKXTREME	LAPPATO CAMPO PIENO SEMI POLISHED SEMI-POLI BRILLANT GELÄPPT	NATURALE RETTIFICATO NATURAL RECTIFIED NATUREL RECTIFIÉ NATUR REKTIFIZIERT	SPESSORE THICKNESS ÉPAISSEUR STAERKE
270x120 . 106"x48"	-	74,07	6 mm

I FORMATI 120x270, 121x270, 160x320 E 163x324, E I PRODOTTI CON "EFFETTO MARMO" HANNO IMPASTI COLORATI IN MASSA BIANCHI O NERI. PER TUTTI GLI ALTRI EFFETTI "CEMENTI, METALLI, PIETRE E LEGNI" E FORMATI, L'IMPASTO UTILIZZATO È COLORATO IN MASSA MACINATO A SECCO.
 THE SIZES 120x270, 160x320 AND 163x324, IN "MARBLE EFFECT" ARE MANUFACTURED USING A COLOURED WHITE OR BLACK BODY. FOR ALL THE OTHER "CEMENT, METALS, STONES AND WOODS LOOK" AND SIZES, THE BODY USED IS COLOURED IN DRY PRESSED MASS.

SUPERFICIE . SURFACE FINISH . SURFACE . OBERFLÄCHE



SPESSORE . THICKNESS . ÉPAISSEUR . STAERKE



EK ENERGIE KER	LAPPATO CAMPO PIENO SEMI POLISHED SEMI-POLI BRILLANT GELÄPPT	NATURALE RETTIFICATO NATURAL RECTIFIED NATUREL RECTIFIÉ NATUR OBERFLÄCHE KALIBRIERT	SPESSORE THICKNESS ÉPAISSEUR STAERKE
60x120 . 24"x48"	-	41,67	9 mm
60x60 . 24"x24"	-	29,32	9 mm
30x60 . 12"x24"	-	27,16	9 mm



MAGNETIC DARK GREY


R9





6 mm
T



V3



270x120
106" x 48" 

FORMATO SIZE		Tipologia Imballaggio	Ingombro	M ² / Pz	Kg/ Pz	Pz/ Pal.	M ² / Cassa	Kg/ Cassa
270x120	6 mm	CASSA	283x132x39	3,24	46,65	20	64,8	1040
270x120	6 mm	CAVALLETTO	280x75x155	3,24	46,65	40	129,6	2021

LA COLLEZIONE DISPONE DI ALTRI FORMATI
AVAILABLE ALSO IN MORE FORMATS
LA COLLECTION COMPLÈTE DISPOSE DE PLUSIEURS FORMATS
DIE KOLLEKTION UMFASST WEITERE FORMATE



60x120
24" x 48"



60x60
24" x 24"



30x60
12" x 24"

GRES PORCELLANATO COLORATO IN MASSA
 PORCELAIN STONEWARE COLOURED IN BODY
 GRÉS CÉRAMÉ COLORÉ DANS LA MASSE
 DURCHGEFÄRBTES FEINSTEINZEUG


EKXTREME	LAPPATO CAMPO PIENO	NATURALE RETTIFICATO	SPESSORE
	SEMI POLISHED SEMI-POLI BRILLANT GELÄPPT	NATURAL RECTIFIED NATUREL RECTIFIÉ NATUR REKTIFIZIERT	THICKNESS ÉPAISSEUR STAERKE
270x120 . 106"x48"	-	74,07	6 mm

I FORMATI 120x270, 121x270, 160x320 E 163x324, E I PRODOTTI CON "EFFETTO MARMO" HANNO IMPASTI COLORATI IN MASSA BIANCHI O NERI. PER TUTTI GLI ALTRI EFFETTI "CEMENTI, METALLI, PIETRE E LEGNI" E FORMATI, L'IMPASTO UTILIZZATO È COLORATO IN MASSA MACINATO A SECCO.
 THE SIZES 120x270, 160x320 AND 163x324, IN "MARBLE EFFECT" ARE MANUFACTURED USING A COLOURED WHITE OR BLACK BODY. FOR ALL THE OTHER "CEMENT, METALS, STONES AND WOODS LOOK" AND SIZES, THE BODY USED IS COLOURED IN DRY PRESSED MASS.

SUPERFICIE . SURFACE FINISH . SURFACE . OBERFLÄCHE



SPESSORE . THICKNESS . ÉPAISSEUR . STAERKE



EK ENERGIE KER	LAPPATO CAMPO PIENO	NATURALE RETTIFICATO	SPESSORE
	SEMI POLISHED SEMI-POLI BRILLANT GELÄPPT	NATURAL RECTIFIED NATUREL RECTIFIÉ NATUR OBERFLÄCHE KALIBRIERT	THICKNESS ÉPAISSEUR STAERKE
60x120 . 24"x48"	-	41,67	9 mm
60x60 . 24"x24"	-	29,32	9 mm
30x60 . 12"x24"	-	27,16	9 mm



MAGNETIC BLACK


R9





6 mm
T



V3



270x120
106" x 48" 

FORMATO SIZE		Tipologia Imballaggio	Ingombro	M ² / Pz	Kg/ Pz	Pz/ Pal.	M ² / Cassa	Kg/ Cassa
270x120	6 mm	CASSA	283x132x39	3,24	46,65	20	64,8	1040
270x120	6 mm	CAVALLETTO	280x75x155	3,24	46,65	40	129,6	2021

LA COLLEZIONE DISPONE DI ALTRI FORMATI
AVAILABLE ALSO IN MORE FORMATS
LA COLLECTION COMPLÈTE DISPOSE DE PLUSIEURS FORMATS
DIE KOLLEKTION UMFASST WEITERE FORMATE



60x120
24" x 48"



60x60
24" x 24"



30x60
12" x 24"

GRES PORCELLANATO COLORATO IN MASSA
 PORCELAIN STONEWARE COLOURED IN BODY
 GRÉS CÉRAMÉ COLORÉ DANS LA MASSE
 DURCHGEFÄRBTES FEINSTEINZEUG


EKXTREME	LAPPATO CAMPO PIENO	NATURALE RETTIFICATO	SPESSORE
	SEMI POLISHED SEMI-POLI BRILLANT GELÄPPT	NATURAL RECTIFIED NATUREL RECTIFIÉ NATUR REKTIFIZIERT	THICKNESS ÉPAISSEUR STAERKE
270x120 . 106"x48"	-	74,07	6 mm

I FORMATI 120x270, 121x270, 160x320 E 163x324, E I PRODOTTI CON "EFFETTO MARMO" HANNO IMPASTI COLORATI IN MASSA BIANCHI O NERI. PER TUTTI GLI ALTRI EFFETTI "CEMENTI, METALLI, PIETRE E LEGNI" E FORMATI, L'IMPASTO UTILIZZATO È COLORATO IN MASSA MACINATO A SECCO.
 THE SIZES 120x270, 160x320 AND 163x324, IN "MARBLE EFFECT" ARE MANUFACTURED USING A COLOURED WHITE OR BLACK BODY. FOR ALL THE OTHER "CEMENT, METALS, STONES AND WOODS LOOK" AND SIZES, THE BODY USED IS COLOURED IN DRY PRESSED MASS.

SUPERFICIE . SURFACE FINISH . SURFACE . OBERFLÄCHE




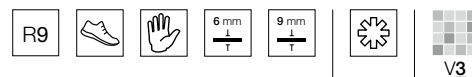
SPESSORE . THICKNESS . ÉPAISSEUR . STAERKE



EK ENERGIE KER	LAPPATO CAMPO PIENO	NATURALE RETTIFICATO	SPESSORE
	SEMI POLISHED SEMI-POLI BRILLANT GELÄPPT	NATURAL RECTIFIED NATUREL RECTIFIÉ NATUR OBERFLÄCHE KALIBRIERT	THICKNESS ÉPAISSEUR STAERKE
60x120 . 24"x48"	-	41,67	9 mm
60x60 . 24"x24"	-	29,32	9 mm
30x60 . 12"x24"	-	27,16	9 mm



OXIDATO LITHIUM



320x160
126" x 63"

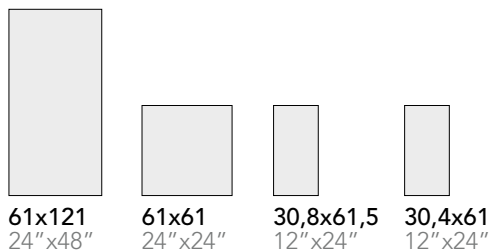
270x121
106" x 48"

121x121
48" x 48"

FORMATO SIZE		Tipologia Imballaggio	Ingombro	M ² / Pz	Kg/ Pz	Pz/ Pal.	M ² / Cassa	Kg/ Cassa
320x160 RETT	6 mm	CASSA	172,6x343,2x36	5,12	76,38	16	81,92	1375
320x160 RETT	6 mm	CAVALLETTO	330x75x200	5,12	76,38	32	163,84	2633
270x121 RETT	6 mm	CASSA	283x132x39	3,27	46,65	20	65,4	1040
270x121 RETT	6 mm	CAVALLETTO	280x75x155	3,27	46,65	40	130,8	2021

FORMATO SIZE		Tipologia Imballaggio	Ingombro	Pz/ Box	M ² / Box	Kg/ Box	Box/ Pal.	M ² / Pal	Kg/ Pal
121x121 RETT	9 mm	PALLET CON SPONDE	143,2x124x56,1	2	2,92	58,24	18	52,56	1100

LA COLLEZIONE DISPONE DI ALTRI FORMATI
 AVAILABLE ALSO IN MORE FORMATS
 LA COLLECTION COMPLÈTE DISPOSE DE PLUSIEURS FORMATS
 DIE KOLLEKTION UMFASST WEITERE FORMATE



61x121
24" x 48"

61x61
24" x 24"

30,8x61,5
12" x 24"

30,4x61
12" x 24"

GRES PORCELLANATO COLORATO IN MASSA
 PORCELAIN STONEWARE COLOURED IN BODY
 GRÉS CÉRAMÉ COLORÉ DANS LA MASSE
 DURCHGEFÄRBTES FEINSTEINZEUG


EKXTREME	LAPPATO CAMPO PIENO SEMI POLISHED SEMI-POLI BRILLANT GELÄPPT	NATURALE RETTIFICATO NATURAL RECTIFIED NATUREL RECTIFIÉ NATUR REKTIFIZIERT	SPESSORE THICKNESS ÉPAISSEUR STAERKE
320x160 . 126"x63"	-	98,77	6 mm
270x121 . 106"x48"	-	74,07	6 mm
121x121 . 48"x48"	-	58,64	9 mm

I FORMATI 120x270, 121x270, 160x320 E 163x324, E I PRODOTTI CON "EFFETTO MARMO" HANNO IMPASTI COLORATI IN MASSA BIANCHI O NERI. PER TUTTI GLI ALTRI EFFETTI "CEMENTI, METALLI, PIETRE E LEGNI" E FORMATI, L'IMPASTO UTILIZZATO È COLORATO IN MASSA MACINATO A SECCO. THE SIZES 120x270, 160x320 AND 163x324, IN "MARBLE EFFECT" ARE MANUFACTURED USING A COLOURED WHITE OR BLACK BODY. FOR ALL THE OTHER "CEMENT, METALS, STONES AND WOODS LOOK" AND SIZES, THE BODY USED IS COLOURED IN DRY PRESSED MASS.

SUPERFICIE . SURFACE FINISH . SURFACE . OBERFLÄCHE



SPESSORE . THICKNESS . ÉPAISSEUR . STAERKE



EK ENERGIE KER	NATURALE RETTIFICATO NATURAL RECTIFIED NATUREL RECTIFIÉ NATUR OBERFLÄCHE KALIBRIERT	NATURALE NATURAL NATUREL NATUR	SPESSORE THICKNESS ÉPAISSEUR STAERKE
61x121 . 24"x48"	41,67	-	9 mm
61x61 . 24"x24"	29,32	-	9 mm
30,8x61,5 . 12"x24"	-	24,07	9 mm
30,4x61 . 12"x24"	27,16	-	9 mm



OXIDATO TITANIUM

R9




6 mm


9 mm



V3



320x160
126" x 63"



270x121
106" x 48"



121x121
48" x 48"

FORMATO SIZE		Tipologia Imballaggio	Ingombro	M ² / Pz	Kg/ Pz	Pz/ Pal.	M ² / Cassa	Kg/ Cassa
320x160 RETT	6 mm	CASSA	172,6x343,2x36	5,12	76,38	16	81,92	1375
320x160 RETT	6 mm	CAVALLETTO	330x75x200	5,12	76,38	32	163,84	2633
270x121 RETT	6 mm	CASSA	283x132x39	3,27	46,65	20	65,4	1040
270x121 RETT	6 mm	CAVALLETTO	280x75x155	3,27	46,65	40	130,8	2021

FORMATO SIZE		Tipologia Imballaggio	Ingombro	Pz/ Box	M ² / Box	Kg/ Box	Box/ Pal.	M ² / Pal	Kg/ Pal
121x121 RETT	9 mm	PALLET CON SPONDE	143,2x124x56,1	2	2,92	58,24	18	52,56	1100

LA COLLEZIONE DISPONE DI ALTRI FORMATI

AVAILABLE ALSO IN MORE FORMATS
LA COLLECTION COMPLÈTE DISPOSE DE PLUSIEURS FORMATS
DIE KOLLEKTION UMFASST WEITERE FORMATE



61x121
24" x 48"



61x61
24" x 24"



30,8x61,5
12" x 24"



30,4x61
12" x 24"

GRES PORCELLANATO COLORATO IN MASSA
 PORCELAIN STONEWARE COLOURED IN BODY
 GRÉS CÉRAMÉ COLORÉ DANS LA MASSE
 DURCHGEFÄRBTES FEINSTEINZEUG


EKXTREME	LAPPATO CAMPO PIENO SEMI POLISHED SEMI-POLI BRILLANT GELÄPPT	NATURALE RETTIFICATO NATURAL RECTIFIED NATUREL RECTIFIÉ NATUR REKTIFIZIERT	SPESSORE THICKNESS ÉPAISSEUR STAERKE
320x160 . 126"x63"	-	98,77	6 mm
270x121 . 106"x48"	-	74,07	6 mm
121x121 . 48"x48"	-	58,64	9 mm

I FORMATI 120x270, 121x270, 160x320 E 163x324, E I PRODOTTI CON "EFFETTO MARMO" HANNO IMPASTI COLORATI IN MASSA BIANCHI O NERI. PER TUTTI GLI ALTRI EFFETTI "CEMENTI, METALLI, PIETRE E LEGNI" E FORMATI, L'IMPASTO UTILIZZATO È COLORATO IN MASSA MACINATO A SECCO. THE SIZES 120x270, 160x320 AND 163x324, IN "MARBLE EFFECT" ARE MANUFACTURED USING A COLOURED WHITE OR BLACK BODY. FOR ALL THE OTHER "CEMENT, METALS, STONES AND WOODS LOOK" AND SIZES, THE BODY USED IS COLOURED IN DRY PRESSED MASS.

SUPERFICIE . SURFACE FINISH . SURFACE . OBERFLÄCHE



SPESSORE . THICKNESS . ÉPAISSEUR . STAERKE



EK ENERGIE KER	NATURALE RETTIFICATO NATURAL RECTIFIED NATUREL RECTIFIÉ NATUR OBERFLÄCHE KALIBRIERT	NATURALE NATURAL NATUREL NATUR	SPESSORE THICKNESS ÉPAISSEUR STAERKE
61x121 . 24"x48"	41,67	-	9 mm
61x61 . 24"x24"	29,32	-	9 mm
30,8x61,5 . 12"x24"	-	24,07	9 mm
30,4x61 . 12"x24"	27,16	-	9 mm



OXIDATO VANADIUM


R9




6 mm
T




V3



320x160
126" x 63" 

270x121
106" x 48" 

FORMATO SIZE		Tipologia Imballaggio	Ingombro	M ² / Pz	Kg/ Pz	Pz/ Pal.	M ² / Cassa	Kg/ Cassa
320x160 RETT	6 mm	CASSA	172,6x343,2x36	5,12	76,38	16	81,92	1375
320x160 RETT	6 mm	CAVALLETTO	330x75x200	5,12	76,38	32	163,84	2633
270x121 RETT	6 mm	CASSA	283x132x39	3,27	46,65	20	65,4	1040
270x121 RETT	6 mm	CAVALLETTO	280x75x155	3,27	46,65	40	130,8	2021

LA COLLEZIONE DISPONE DI ALTRI FORMATI

AVAILABLE ALSO IN MORE FORMATS
LA COLLECTION COMPLÈTE DISPOSE DE PLUSIEURS FORMATS
DIE KOLLEKTION UMFASST WEITERE FORMATE



61x121
24" x 48"



61x61
24" x 24"



30,8x61,5
12" x 24"




30,4x61
12" x 24"

GRES PORCELLANATO COLORATO IN MASSA
 PORCELAIN STONEWARE COLOURED IN BODY
 GRÉS CÉRAMÉ COLORÉ DANS LA MASSE
 DURCHGEFÄRBTES FEINSTEINZEUG


EKXTREME	LAPPATO CAMPO PIENO	NATURALE RETTIFICATO	SPESSORE
	SEMI POLISHED SEMI-POLI BRILLANT GELÄPPT	NATURAL RECTIFIED NATUREL RECTIFIÉ NATUR REKTIFIZIERT	THICKNESS ÉPAISSEUR STAERKE
320x160 . 126"x63"	-	98,77	6 mm
270x121 . 106"x48"	-	74,07	6 mm

I FORMATI 120x270, 121x270, 160x320 E 163x324, E I PRODOTTI CON "EFFETTO MARMO" HANNO IMPASTI COLORATI IN MASSA BIANCHI O NERI. PER TUTTI GLI ALTRI EFFETTI "CEMENTI, METALLI, PIETRE E LEGNI" E FORMATI, L'IMPASTO UTILIZZATO È COLORATO IN MASSA MACINATO A SECCO.
 THE SIZES 120x270, 160x320 AND 163x324, IN "MARBLE EFFECT" ARE MANUFACTURED USING A COLOURED WHITE OR BLACK BODY. FOR ALL THE OTHER "CEMENT, METALS, STONES AND WOODS LOOK" AND SIZES, THE BODY USED IS COLOURED IN DRY PRESSED MASS.

SUPERFICIE . SURFACE FINISH . SURFACE . OBERFLÄCHE



SPESSORE . THICKNESS . ÉPAISSEUR . STAERKE



EK ENERGIE KER	NATURALE RETTIFICATO	NATURALE	SPESSORE
	NATURAL RECTIFIED NATUREL RECTIFIÉ NATUR OBERFLÄCHE KALIBRIERT	NATURAL NATUREL NATUR	THICKNESS ÉPAISSEUR STAERKE
61x121 . 24"x48"	41,67	-	9 mm
61x61 . 24"x24"	29,32	-	9 mm
30,8x61,5 . 12"x24"	-	24,07	9 mm
30,4x61 . 12"x24"	27,16	-	9 mm

OXIDATO TELLURIUM

R9




6 mm


9 mm




V3





320x160
126" x 63" 




270x121
106" x 48" 



121x121
48" x 48" 

FORMATO SIZE		Tipologia Imballaggio	Ingombro	M ² / Pz	Kg/ Pz	Pz/ Pal.	M ² / Cassa	Kg/ Cassa
320x160 RETT	6 mm	CASSA	172,6x343,2x36	5,12	76,38	16	81,92	1375
320x160 RETT	6 mm	CAVALLETTO	330x75x200	5,12	76,38	32	163,84	2633
270x121 RETT	6 mm	CASSA	283x132x39	3,27	46,65	20	65,4	1040
270x121 RETT	6 mm	CAVALLETTO	280x75x155	3,27	46,65	40	130,8	2021

FORMATO SIZE		Tipologia Imballaggio	Ingombro	Pz/ Box	M ² / Box	Kg/ Box	Box/ Pal.	M ² / Pal	Kg/ Pal
121x121 RETT	9 mm	PALLET CON SPONDE	143,2x124x56,1	2	2,92	58,24	18	52,56	1100

LA COLLEZIONE DISPONE DI ALTRI FORMATI

AVAILABLE ALSO IN MORE FORMATS
LA COLLECTION COMPLÈTE DISPOSE DE PLUSIEURS FORMATS
DIE KOLLEKTION UMFASST WEITERE FORMATE



61x121
24" x 48"



61x61
24" x 24"



30,8x61,5
12" x 24"



30,4x61
12" x 24"

GRES PORCELLANATO COLORATO IN MASSA
 PORCELAIN STONEWARE COLOURED IN BODY
 GRÉS CÉRAMÉ COLORÉ DANS LA MASSE
 DURCHGEFÄRBTES FEINSTEINZEUG

EKXTREME	LAPPATO CAMPO PIENO	NATURALE RETTIFICATO	SPESSORE THICKNESS ÉPAISSEUR STAERKE
	SEMI POLISHED SEMI-POLI BRILLANT GELÄPPT	NATURAL RECTIFIED NATUREL RECTIFIÉ NATUR REKTIFIZIERT	
320x160 . 126"x63"	-	98,77	6 mm
270x121 . 106"x48"	-	74,07	6 mm
121x121 . 48"x48"	-	58,64	9 mm

I FORMATI 120x270, 121x270, 160x320 E 163x324, E I PRODOTTI CON "EFFETTO MARMO" HANNO IMPASTI COLORATI IN MASSA BIANCHI O NERI. PER TUTTI GLI ALTRI EFFETTI "CEMENTI, METALLI, PIETRE E LEGNI" E FORMATI, L'IMPASTO UTILIZZATO È COLORATO IN MASSA MACINATO A SECCO. THE SIZES 120x270, 160x320 AND 163x324, IN "MARBLE EFFECT" ARE MANUFACTURED USING A COLOURED WHITE OR BLACK BODY. FOR ALL THE OTHER "CEMENT, METALS, STONES AND WOODS LOOK" AND SIZES, THE BODY USED IS COLOURED IN DRY PRESSED MASS.

SUPERFICIE . SURFACE FINISH . SURFACE . OBERFLÄCHE



SPESSORE . THICKNESS . ÉPAISSEUR . STAERKE



EK ENERGIE KER	NATURALE RETTIFICATO	NATURALE	SPESSORE THICKNESS ÉPAISSEUR STAERKE
	NATURAL RECTIFIED NATUREL RECTIFIÉ NATUR OBERFLÄCHE KALIBRIERT	NATURAL NATUREL NATUR	
61x121 . 24"x48"	41,67	-	9 mm
61x61 . 24"x24"	29,32	-	9 mm
30,8x61,5 . 12"x24"	-	24,07	9 mm
30,4x61 . 12"x24"	27,16	-	9 mm

OXIDATO PALLADIUM

R9




6 mm


9 mm



V3



320x160
126" x 63"



270x121
106" x 48"



121x121
48" x 48"

FORMATO SIZE		Tipologia Imballaggio	Ingombro	M ² / Pz	Kg/ Pz	Pz/ Pal.	M ² / Cassa	Kg/ Cassa
320x160 RETT	6 mm	CASSA	172,6x343,2x36	5,12	76,38	16	81,92	1375
320x160 RETT	6 mm	CAVALLETTO	330x75x200	5,12	76,38	32	163,84	2633
270x121 RETT	6 mm	CASSA	283x132x39	3,27	46,65	20	65,4	1040
270x121 RETT	6 mm	CAVALLETTO	280x75x155	3,27	46,65	40	130,8	2021

FORMATO SIZE		Tipologia Imballaggio	Ingombro	Pz/ Box	M ² / Box	Kg/ Box	Box/ Pal.	M ² / Pal	Kg/ Pal
121x121 RETT	9 mm	PALLET CON SPONDE	143,2x124x56,1	2	2,92	58,24	18	52,56	1100

LA COLLEZIONE DISPONE DI ALTRI FORMATI

AVAILABLE ALSO IN MORE FORMATS
LA COLLECTION COMPLÈTE DISPOSE DE PLUSIEURS FORMATS
DIE KOLLEKTION UMFASST WEITERE FORMATE



61x121
24" x 48"



61x61
24" x 24"



30,8x61,5
12" x 24"



30,4x61
12" x 24"

GRES PORCELLANATO COLORATO IN MASSA
 PORCELAIN STONEWARE COLOURED IN BODY
 GRÉS CÉRAMÉ COLORÉ DANS LA MASSE
 DURCHGEFÄRBTES FEINSTEINZEUG


EKXTREME	LAPPATO CAMPO PIENO SEMI POLISHED SEMI-POLI BRILLANT GELÄPPT	NATURALE RETTIFICATO NATURAL RECTIFIED NATUREL RECTIFIÉ NATUR REKTIFIZIERT	SPESSORE THICKNESS ÉPAISSEUR STAERKE
320x160 . 126"x63"	-	98,77	6 mm
270x121 . 106"x48"	-	74,07	6 mm
121x121 . 48"x48"	-	58,64	9 mm

I FORMATI 120x270, 121x270, 160x320 E 163x324, E I PRODOTTI CON "EFFETTO MARMO" HANNO IMPASTI COLORATI IN MASSA BIANCHI O NERI. PER TUTTI GLI ALTRI EFFETTI "CEMENTI, METALLI, PIETRE E LEGNI" E FORMATI, L'IMPASTO UTILIZZATO È COLORATO IN MASSA MACINATO A SECCO.
 THE SIZES 120x270, 160x320 AND 163x324, IN "MARBLE EFFECT" ARE MANUFACTURED USING A COLOURED WHITE OR BLACK BODY. FOR ALL THE OTHER "CEMENT, METALS, STONES AND WOODS LOOK" AND SIZES, THE BODY USED IS COLOURED IN DRY PRESSED MASS.

SUPERFICIE . SURFACE FINISH . SURFACE . OBERFLÄCHE



SPESSORE . THICKNESS . ÉPAISSEUR . STAERKE



EK ENERGIE KER	NATURALE RETTIFICATO NATURAL RECTIFIED NATUREL RECTIFIÉ NATUR OBERFLÄCHE KALIBRIERT	NATURALE NATURAL NATUREL NATUR	SPESSORE THICKNESS ÉPAISSEUR STAERKE
61x121 . 24"x48"	41,67	-	9 mm
61x61 . 24"x24"	29,32	-	9 mm
30,8x61,5 . 12"x24"	-	24,07	9 mm
30,4x61 . 12"x24"	27,16	-	9 mm



FLATIRON WHITE

R9




6 mm


9 mm





V4



270x121
106" x 48" 


121x121
48" x 48" 

FORMATO SIZE		Tipologia Imballaggio	Ingombro	M ² / Pz	Kg/ Pz	Pz/ Pal.	M ² / Cassa	Kg/ Cassa
270x121 RETT	6 mm	CASSA	283x132x39	3,27	46,65	20	65,4	1040
270x121 RETT	6 mm	CAVALLETTO	280x75x155	3,27	46,65	40	130,8	2021

FORMATO SIZE		Tipologia Imballaggio	Ingombro	Pz/ Box	M ² / Box	Kg/ Box	Box/ Pal.	M ² / Pal	Kg/ Pal
121x121 RETT	9 mm	PALLET CON SPONDE	143,2x124x56,1	2	2,92	58,24	18	52,56	1100

LA COLLEZIONE DISPONE DI ALTRI FORMATI

AVAILABLE ALSO IN MORE FORMATS
LA COLLECTION COMPLÈTE DISPOSE DE PLUSIEURS FORMATS
DIE KOLLEKTION UMFASST WEITERE FORMATE



61x121
24" x 48"

90x90
36" x 36"

61,5x61,5
24" x 24"

61x61
24" x 24"

30,8x61,5
12" x 24"

30,4x61
12" x 24"

GRES PORCELLANATO COLORATO IN MASSA
 PORCELAIN STONEWARE COLOURED IN BODY
 GRÉS CÉRAMÉ COLORÉ DANS LA MASSE
 DURCHGEFÄRBTES FEINSTEINZEUG

EKXTREME	LAPPATO CAMPO PIENO	NATURALE RETTIFICATO	SPESSORE THICKNESS ÉPAISSEUR STAERKE
	SEMI POLISHED SEMI-POLI BRILLANT GELÄPPT	NATURAL RECTIFIED NATUREL RECTIFIÉ NATUR REKTIFIZIERT	
270x121 . 106"x48"	-	74,07	6 mm
121x121 . 48"x48"	-	58,64	9 mm

I FORMATI 120x270, 121x270, 160x320 E 163x324, E I PRODOTTI CON "EFFETTO MARMO" HANNO IMPASTI COLORATI IN MASSA BIANCHI O NERI. PER TUTTI GLI ALTRI EFFETTI "CEMENTI, METALLI, PIETRE E LEGNI" E FORMATI, L'IMPASTO UTILIZZATO È COLORATO IN MASSA MACINATO A SECCO.
 THE SIZES 120x270, 160x320 AND 163x324, IN "MARBLE EFFECT" ARE MANUFACTURED USING A COLOURED WHITE OR BLACK BODY. FOR ALL THE OTHER "CEMENT, METALS, STONES AND WOODS LOOK" AND SIZES, THE BODY USED IS COLOURED IN DRY PRESSED MASS.

SUPERFICIE . SURFACE FINISH . SURFACE . OBERFLÄCHE




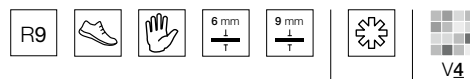
SPESSORE . THICKNESS . ÉPAISSEUR . STAERKE




EK ENERGIE KER	SABBIATO	NATURALE	NATURALE RETTIFICATO	SPESSORE THICKNESS ÉPAISSEUR STAERKE
	ANTISLIP ANTIDÉRAPANT RAU	NATURAL NATUREL NATUR	NATURAL RECTIFIED NATUREL RECTIFIÉ NATUR OBERFLÄCHE KALIBRIERT	
61x121 . 24"x48"	-	-	41,67	9 mm
90x90 . 36"x36"	-	-	44,75	9 mm
30,4x61 . 12"x24"	-	-	27,16	9 mm
61x61 . 24"x24"	-	-	29,32	9 mm
61,5x61,5 . 24"x24"	27,78	26,23	-	9 mm
30,8x61,5 . 12"x24"	-	24,07	-	9 mm





FLATIRON SILVER




270x121
106" x 48" 

121x121
48" x 48" 

FORMATO SIZE		Tipologia Imballaggio	Ingombro	M ² / Pz	Kg/ Pz	Pz/ Pal.	M ² / Cassa	Kg/ Cassa
270x121 RETT	6 mm	CASSA	283x132x39	3,27	46,65	20	65,4	1040
270x121 RETT	6 mm	CAVALLETTO	280x75x155	3,27	46,65	40	130,8	2021

FORMATO SIZE		Tipologia Imballaggio	Ingombro	Pz/ Box	M ² / Box	Kg/ Box	Box/ Pal.	M ² / Pal	Kg/ Pal
121x121 RETT	9 mm	PALLET CON SPONDE	143,2x124x56,1	2	2,92	58,24	18	52,56	1100

LA COLLEZIONE DISPONE DI ALTRI FORMATI
 AVAILABLE ALSO IN MORE FORMATS
 LA COLLECTION COMPLÈTE DISPOSE DE PLUSIEURS FORMATS
 DIE KOLLEKTION UMFASST WEITERE FORMATE



61x121
24" x 48"

90x90
36" x 36"

61,5x61,5
24" x 24"

61x61
24" x 24"

30,8x61,5
12" x 24"

30,4x61
12" x 24"

GRES PORCELLANATO COLORATO IN MASSA
 PORCELAIN STONEWARE COLOURED IN BODY
 GRÉS CÉRAMÉ COLORÉ DANS LA MASSE
 DURCHGEFÄRBTES FEINSTEINZEUG

EKXTREME	LAPPATO CAMPO PIENO	NATURALE RETTIFICATO	SPESSORE THICKNESS ÉPAISSEUR STAERKE
	SEMI POLISHED SEMI-POLI BRILLANT GELÄPPT	NATURAL RECTIFIED NATUREL RECTIFIÉ NATUR REKTIFIZIERT	
270x121 . 106"x48"	-	74,07	6 mm
121x121 . 48"x48"	-	58,64	9 mm


I FORMATI 120x270, 121x270, 160x320 E 163x324, E I PRODOTTI CON "EFFETTO MARMO" HANNO IMPASTI COLORATI IN MASSA BIANCHI O NERI. PER TUTTI GLI ALTRI EFFETTI "CEMENTI, METALLI, PIETRE E LEGNI" E FORMATI, L'IMPASTO UTILIZZATO È COLORATO IN MASSA MACINATO A SECCO.
 THE SIZES 120x270, 160x320 AND 163x324, IN "MARBLE EFFECT" ARE MANUFACTURED USING A COLOURED WHITE OR BLACK BODY. FOR ALL THE OTHER "CEMENT, METALS, STONES AND WOODS LOOK" AND SIZES, THE BODY USED IS COLOURED IN DRY PRESSED MASS.


SUPERFICIE . SURFACE FINISH . SURFACE . OBERFLÄCHE



NATURALE
 NATURAL
 NATUREL
 NATUR


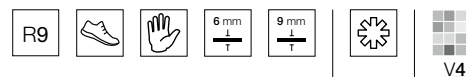
SPESSORE . THICKNESS . ÉPAISSEUR . STAERKE




 ENERGIE KER	SABBIATO ANTISLIP ANTIDÉRAPANT RAU	NATURALE NATURAL NATUREL NATUR	NATURALE RETTIFICATO NATURAL RECTIFIED NATUREL RECTIFIÉ NATUR OBERFLÄCHE KALIBRIERT	SPESSORE THICKNESS ÉPAISSEUR STAERKE
61x121 . 24"x48"	-	-	41,67	9 mm
90x90 . 36"x36"	-	-	44,75	9 mm
30,4x61 . 12"x24"	-	-	27,16	9 mm
61x61 . 24"x24"	-	-	29,32	9 mm
61,5x61,5 . 24"x24"	27,78	26,23	-	9 mm
30,8x61,5 . 12"x24"	-	24,07	-	9 mm





FLATIRON BLACK




270x121
106" x 48" 

121x121
48" x 48" 

FORMATO SIZE		Tipologia Imballaggio	Ingombro	M ² / Pz	Kg/ Pz	Pz/ Pal.	M ² / Cassa	Kg/ Cassa
270x121 RETT	6 mm	CASSA	283x132x39	3,27	46,65	20	65,4	1040
270x121 RETT	6 mm	CAVALLETTO	280x75x155	3,27	46,65	40	130,8	2021

FORMATO SIZE		Tipologia Imballaggio	Ingombro	Pz/ Box	M ² / Box	Kg/ Box	Box/ Pal.	M ² / Pal	Kg/ Pal
121x121 RETT	9 mm	PALLET CON SPONDE	143,2x124x56,1	2	2,92	58,24	18	52,56	1100

LA COLLEZIONE DISPONE DI ALTRI FORMATI
AVAILABLE ALSO IN MORE FORMATS
LA COLLECTION COMPLÈTE DISPOSE DE PLUSIEURS FORMATS
DIE KOLLEKTION UMFASST WEITERE FORMATE



GRES PORCELLANATO COLORATO IN MASSA
 PORCELAIN STONEWARE COLOURED IN BODY
 GRÉS CÉRAMÉ COLORÉ DANS LA MASSE
 DURCHGEFÄRBTES FEINSTEINZEUG


EKXTREME	LAPPATO CAMPO PIENO	NATURALE RETTIFICATO	SPESSORE THICKNESS ÉPAISSEUR STAERKE
	SEMI POLISHED SEMI-POLI BRILLANT GELÄPPT	NATURAL RECTIFIED NATUREL RECTIFIÉ NATUR REKTIFIZIERT	
270x121 . 106"x48"	-	74,07	6 mm
121x121 . 48"x48"	-	58,64	9 mm


I FORMATI 120x270, 121x270, 160x320 E 163x324, E I PRODOTTI CON "EFFETTO MARMO" HANNO IMPASTI COLORATI IN MASSA BIANCHI O NERI. PER TUTTI GLI ALTRI EFFETTI "CEMENTI, METALLI, PIETRE E LEGNI" E FORMATI, L'IMPASTO UTILIZZATO È COLORATO IN MASSA MACINATO A SECCO.
 THE SIZES 120x270, 160x320 AND 163x324, IN "MARBLE EFFECT" ARE MANUFACTURED USING A COLOURED WHITE OR BLACK BODY. FOR ALL THE OTHER "CEMENT, METALS, STONES AND WOODS LOOK" AND SIZES, THE BODY USED IS COLOURED IN DRY PRESSED MASS.

SUPERFICIE . SURFACE FINISH . SURFACE . OBERFLÄCHE




SPESSORE . THICKNESS . ÉPAISSEUR . STAERKE



 ENERGIE KER	NATURALE NATURAL NATUREL NATUR	NATURALE RETTIFICATO NATURAL RECTIFIED NATUREL RECTIFIÉ NATUR OBERFLÄCHE KALIBRIERT	SPESSORE THICKNESS ÉPAISSEUR STAERKE
61x121 . 24"x48"	-	41,67	9 mm
90x90 . 36"x36"	-	44,75	9 mm
30,4x61 . 12"x24"	-	27,16	9 mm
61x61 . 24"x24"	-	29,32	9 mm
61,5x61,5 . 24"x24"	26,23	-	9 mm
30,8x61,5 . 12"x24"	24,07	-	9 mm





270x121
106" x 48"

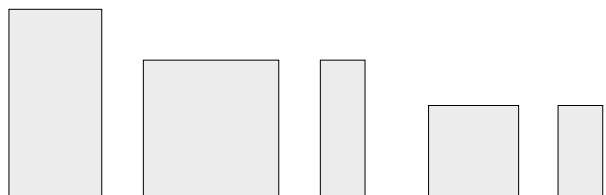
121x121
48" x 48"

FORMATO SIZE		Tipologia Imballaggio	Ingombro	M ² / Pz	Kg/ Pz	Pz/ Pal.	M ² / Cassa	Kg/ Cassa
270x121 RETT	6 mm	CASSA	283x132x39	3,27	46,65	20	65,4	1040
270x121 RETT	6 mm	CAVALLETTO	280x75x155	3,27	46,65	40	130,8	2021

FORMATO SIZE		Tipologia Imballaggio	Ingombro	Pz/ Box	M ² / Box	Kg/ Box	Box/ Pal.	M ² / Pal	Kg/ Pal
121x121 RETT	9 mm	PALLET CON SPONDE	143,2x124x56,1	2	2,92	58,24	18	52,56	1100

LA COLLEZIONE DISPONE DI ALTRI FORMATI

AVAILABLE ALSO IN MORE FORMATS
LA COLLECTION COMPLÈTE DISPOSE DE PLUSIEURS FORMATS
DIE KOLLEKTION UMFASST WEITERE FORMATE



61x121
24" x 48"

90x90
36" x 36"

30x90
12" x 36"

61x61
24" x 24"

30,4x61
12" x 24"

GRES PORCELLANATO COLORATO IN MASSA
 PORCELAIN STONEWARE COLOURED IN BODY
 GRÉS CÉRAMÉ COLORÉ DANS LA MASSE
 DURCHGEFÄRBTES FEINSTEINZEUG

EKXTREME	LAPPATO CAMPO PIENO	NATURALE RETTIFICATO	SPESSORE THICKNESS ÉPAISSEUR STAERKE
	SEMI POLISHED SEMI-POLI BRILLANT GELÄPPT	NATURAL RECTIFIED NATUREL RECTIFIÉ NATUR REKTIFIZIERT	
270x121 . 106"x48"	-	74,07	6 mm
121x121 . 48"x48"	-	58,64	9 mm

I FORMATI 120x270, 121x270, 160x320 E 163x324, E I PRODOTTI CON "EFFETTO MARMO" HANNO IMPASTI COLORATI IN MASSA BIANCHI O NERI. PER TUTTI GLI ALTRI EFFETTI "CEMENTI, METALLI, PIETRE E LEGNI" E FORMATI, L'IMPASTO UTILIZZATO È COLORATO IN MASSA MACINATO A SECCO.
 THE SIZES 120x270, 160x320 AND 163x324, IN "MARBLE EFFECT" ARE MANUFACTURED USING A COLOURED WHITE OR BLACK BODY. FOR ALL THE OTHER "CEMENT, METALS, STONES AND WOODS LOOK" AND SIZES, THE BODY USED IS COLOURED IN DRY PRESSED MASS.


SUPERFICIE . SURFACE FINISH . SURFACE . OBERFLÄCHE



SPESSORE . THICKNESS . ÉPAISSEUR . STAERKE



EK ENERGIE KER	NATURALE RETTIFICATO	SABB RETTIFICATO	SPESSORE THICKNESS ÉPAISSEUR STAERKE
	NATURAL RECTIFIED NATUREL RECTIFIÉ NATUR OBERFLÄCHE KALIBRIERT	RECTIFIED ANTISLIP ANTIDÉRAPANT RECTIFIÉ RAU-REKTIFIZIERT	
61x121 . 24"x48"	41,67	-	9 mm
90x90 . 36"x36"	44,75	46,30	9 mm
61x61 . 24"x24"	29,32	-	9 mm
30x90 . 12"x36"	40,12	-	9 mm
30,4x61 . 12"x24"	27,16	-	9 mm



270x121
106" x 48"

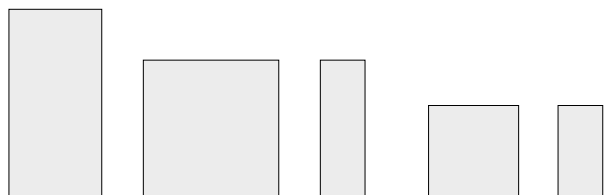
121x121
48" x 48"

FORMATO SIZE		Tipologia Imballaggio	Ingombro	M ² / Pz	Kg/ Pz	Pz/ Pal.	M ² / Cassa	Kg/ Cassa
270x121 RETT	6 mm	CASSA	283x132x39	3,27	46,65	20	65,4	1040
270x121 RETT	6 mm	CAVALLETTO	280x75x155	3,27	46,65	40	130,8	2021

FORMATO SIZE		Tipologia Imballaggio	Ingombro	Pz/ Box	M ² / Box	Kg/ Box	Box/ Pal.	M ² / Pal	Kg/ Pal
121x121 RETT	9 mm	PALLET CON SPONDE	143,2x124x56,1	2	2,92	58,24	18	52,56	1100

LA COLLEZIONE DISPONE DI ALTRI FORMATI

AVAILABLE ALSO IN MORE FORMATS
LA COLLECTION COMPLÈTE DISPOSE DE PLUSIEURS FORMATS
DIE KOLLEKTION UMFASST WEITERE FORMATE



61x121
24" x 48"

90x90
36" x 36"

30x90
12" x 36"

61x61
24" x 24"

30,4x61
12" x 24"

GRES PORCELLANATO COLORATO IN MASSA
 PORCELAIN STONEWARE COLOURED IN BODY
 GRÉS CÉRAMÉ COLORÉ DANS LA MASSE
 DURCHGEFÄRBTES FEINSTEINZEUG


EKXTREME	LAPPATO CAMPO PIENO	NATURALE RETTIFICATO	SPESSORE
	SEMI POLISHED SEMI-POLI BRILLANT GELÄPPT	NATURAL RECTIFIED NATUREL RECTIFIÉ NATUR REKTIFIZIERT	THICKNESS ÉPAISSEUR STAERKE
270x121 . 106"x48"	-	74,07	6 mm
121x121 . 48"x48"	-	58,64	9 mm

I FORMATI 120x270, 121x270, 160x320 E 163x324, E I PRODOTTI CON "EFFETTO MARMO" HANNO IMPASTI COLORATI IN MASSA BIANCHI O NERI. PER TUTTI GLI ALTRI EFFETTI "CEMENTI, METALLI, PIETRE E LEGNI" E FORMATI, L'IMPASTO UTILIZZATO È COLORATO IN MASSA MACINATO A SECCO.
 THE SIZES 120x270, 160x320 AND 163x324, IN "MARBLE EFFECT" ARE MANUFACTURED USING A COLOURED WHITE OR BLACK BODY. FOR ALL THE OTHER "CEMENT, METALS, STONES AND WOODS LOOK" AND SIZES, THE BODY USED IS COLOURED IN DRY PRESSED MASS.

SUPERFICIE . SURFACE FINISH . SURFACE . OBERFLÄCHE



SPESSORE . THICKNESS . ÉPAISSEUR . STAERKE



EK ENERGIE KER	NATURALE RETTIFICATO	SABB RETTIFICATO	SPESSORE
	NATURAL RECTIFIED NATUREL RECTIFIÉ NATUR OBERFLÄCHE KALIBRIERT	RECTIFIED ANTI-SLIP ANTIDÉRAPANT RECTIFIÉ RAU-REKTIFIZIERT	THICKNESS ÉPAISSEUR STAERKE
61x121 . 24"x48"	41,67	-	9 mm
90x90 . 36"x36"	44,75	46,30	9 mm
61x61 . 24"x24"	29,32	-	9 mm
30x90 . 12"x36"	40,12	-	9 mm
30,4x61 . 12"x24"	27,16	-	9 mm

CONCEPT ANTHRACITE

R9




6 mm


9 mm





V1



270x121
106" x 48" 

121x121
48" x 48" 

FORMATO SIZE		Tipologia Imballaggio	Ingombro	M ² / Pz	Kg/ Pz	Pz/ Pal.	M ² / Cassa	Kg/ Cassa
270x121 RETT	6 mm	CASSA	283x132x39	3,27	46,65	20	65,4	1040
270x121 RETT	6 mm	CAVALLETTO	280x75x155	3,27	46,65	40	130,8	2021

FORMATO SIZE		Tipologia Imballaggio	Ingombro	Pz/ Box	M ² / Box	Kg/ Box	Box/ Pal.	M ² / Pal	Kg/ Pal
121x121 RETT	9 mm	PALLET CON SPONDE	143,2x124x56,1	2	2,92	58,24	18	52,56	1100

LA COLLEZIONE DISPONE DI ALTRI FORMATI

AVAILABLE ALSO IN MORE FORMATS
LA COLLECTION COMPLÈTE DISPOSE DE PLUSIEURS FORMATS
DIE KOLLEKTION UMFASST WEITERE FORMATE



61x121
24" x 48"



90x90
36" x 36"



61x61
24" x 24"



30,4x61
12" x 24"

GRES PORCELLANATO COLORATO IN MASSA
 PORCELAIN STONEWARE COLOURED IN BODY
 GRÉS CÉRAMÉ COLORÉ DANS LA MASSE
 DURCHGEFÄRBTES FEINSTEINZEUG


EKXTREME	LAPPATO CAMPO PIENO	NATURALE RETTIFICATO	SPESSORE THICKNESS ÉPAISSEUR STAERKE
	SEMI POLISHED SEMI-POLI BRILLANT GELÄPPT	NATURAL RECTIFIED NATUREL RECTIFIÉ NATUR REKTIFIZIERT	
270x121 . 106"x48"	-	74,07	6 mm
121x121 . 48"x48"	-	58,64	9 mm

I FORMATI 120x270, 121x270, 160x320 E 163x324, E I PRODOTTI CON "EFFETTO MARMO" HANNO IMPASTI COLORATI IN MASSA BIANCHI O NERI. PER TUTTI GLI ALTRI EFFETTI "CEMENTI, METALLI, PIETRE E LEGNI" E FORMATI, L'IMPASTO UTILIZZATO È COLORATO IN MASSA MACINATO A SECCO.
 THE SIZES 120x270, 160x320 AND 163x324, IN "MARBLE EFFECT" ARE MANUFACTURED USING A COLOURED WHITE OR BLACK BODY. FOR ALL THE OTHER "CEMENT, METALS, STONES AND WOODS LOOK" AND SIZES, THE BODY USED IS COLOURED IN DRY PRESSED MASS.


SUPERFICIE . SURFACE FINISH . SURFACE . OBERFLÄCHE



SPESSORE . THICKNESS . ÉPAISSEUR . STAERKE



EK ENERGIE KER	NATURALE RETTIFICATO	SABB RETTIFICATO	SPESSORE THICKNESS ÉPAISSEUR STAERKE
	NATURAL RECTIFIED NATUREL RECTIFIÉ NATUR OBERFLÄCHE KALIBRIERT	RECTIFIED ANTISLIP ANTIDÉRAPANT RECTIFIÉ RAU-REKTIFIZIERT	
61x121 . 24"x48"	41,67	-	9 mm
90x90 . 36"x36"	44,75	46,30	9 mm
61x61 . 24"x24"	29,32	-	9 mm
30,4x61 . 12"x24"	27,16	-	9 mm



270x121
106" x 48"


121x121
48" x 48"

FORMATO SIZE		Tipologia Imballaggio	Ingombro	M ² / Pz	Kg/ Pz	Pz/ Pal.	M ² / Cassa	Kg/ Cassa
270x121 RETT	6 mm	CASSA	283x132x39	3,27	46,65	20	65,4	1040
270x121 RETT	6 mm	CAVALLETTO	280x75x155	3,27	46,65	40	130,8	2021

FORMATO SIZE		Tipologia Imballaggio	Ingombro	Pz/ Box	M ² / Box	Kg/ Box	Box/ Pal.	M ² / Pal	Kg/ Pal
121x121 RETT	9 mm	PALLET CON SPONDE	143,2x124x56,1	2	2,92	58,24	18	52,56	1100

LA COLLEZIONE DISPONE DI ALTRI FORMATI

AVAILABLE ALSO IN MORE FORMATS
LA COLLECTION COMPLÈTE DISPOSE DE PLUSIEURS FORMATS
DIE KOLLEKTION UMFASST WEITERE FORMATE



GRES PORCELLANATO COLORATO IN MASSA
 PORCELAIN STONEWARE COLOURED IN BODY
 GRÉS CÉRAMÉ COLORÉ DANS LA MASSE
 DURCHGEFÄRBTES FEINSTEINZEUG


EKXTREME	LAPPATO CAMPO PIENO	NATURALE RETTIFICATO	SPESSORE THICKNESS ÉPAISSEUR STAERKE
	SEMI POLISHED SEMI-POLI BRILLANT GELÄPPT	NATURAL RECTIFIED NATUREL RECTIFIÉ NATUR REKTIFIZIERT	
270x121 . 106"x48"	-	74,07	6 mm
121x121 . 48"x48"	-	58,64	9 mm


I FORMATI 120x270, 121x270, 160x320 E 163x324, E I PRODOTTI CON "EFFETTO MARMO" HANNO IMPASTI COLORATI IN MASSA BIANCHI O NERI. PER TUTTI GLI ALTRI EFFETTI "CEMENTI, METALLI, PIETRE E LEGNI" E FORMATI, L'IMPASTO UTILIZZATO È COLORATO IN MASSA MACINATO A SECCO.
 THE SIZES 120x270, 160x320 AND 163x324, IN "MARBLE EFFECT" ARE MANUFACTURED USING A COLOURED WHITE OR BLACK BODY. FOR ALL THE OTHER "CEMENT, METALS, STONES AND WOODS LOOK" AND SIZES, THE BODY USED IS COLOURED IN DRY PRESSED MASS.

SUPERFICIE . SURFACE FINISH . SURFACE . OBERFLÄCHE


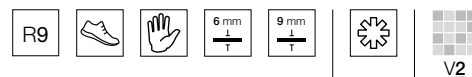


SPESSORE . THICKNESS . ÉPAISSEUR . STAERKE



 ENERGIE KER	NATURALE NATURAL NATUREL NATUR	NATURALE RETTIFICATO NATURAL RECTIFIED NATUREL RECTIFIÉ NATUR OBERFLÄCHE KALIBRIERT	SPESSORE THICKNESS ÉPAISSEUR STAERKE
61x121 . 24"x48"	-	41,67	9 mm
90x90 . 36"x36"	-	44,75	9 mm
61x61 . 24"x24"	-	29,32	9 mm
30,4x61 . 12"x24"	-	27,16	9 mm
61,5x61,5 . 24"x24"	26,23	-	9 mm
30,8x61,5 . 12"x24"	24,07	-	9 mm
30,8x30,8 . 12"x12"	18,52	-	8,2 mm

LOFT TAUPE




270x121
106" x 48" 6 mm

121x121
48" x 48" 9 mm

FORMATO SIZE		Tipologia Imballaggio	Ingombro	M ² / Pz	Kg/ Pz	Pz/ Pal.	M ² / Cassa	Kg/ Cassa
270x121 RETT	6 mm	CASSA	283x132x39	3,27	46,65	20	65,4	1040
270x121 RETT	6 mm	CAVALLETTO	280x75x155	3,27	46,65	40	130,8	2021

FORMATO SIZE		Tipologia Imballaggio	Ingombro	Pz/ Box	M ² / Box	Kg/ Box	Box/ Pal.	M ² / Pal	Kg/ Pal
121x121 RETT	9 mm	PALLET CON SPONDE	143,2x124x56,1	2	2,92	58,24	18	52,56	1100

LA COLLEZIONE DISPONE DI ALTRI FORMATI
 AVAILABLE ALSO IN MORE FORMATS
 LA COLLECTION COMPLÈTE DISPOSE DE PLUSIEURS FORMATS
 DIE KOLLEKTION UMFASST WEITERE FORMATE



GRES PORCELLANATO COLORATO IN MASSA
 PORCELAIN STONEWARE COLOURED IN BODY
 GRÉS CÉRAMÉ COLORÉ DANS LA MASSE
 DURCHGEFÄRBTES FEINSTEINZEUG


EKXTREME	LAPPATO CAMPO PIENO SEMI POLISHED SEMI-POLI BRILLANT GELÄPPT	NATURALE RETTIFICATO NATURAL RECTIFIED NATUREL RECTIFIÉ NATUR REKTIFIZIERT	SPESSORE THICKNESS ÉPAISSEUR STAERKE
270x121 . 106"x48"	-	74,07	6 mm
121x121 . 48"x48"	-	58,64	9 mm

I FORMATI 120x270, 121x270, 160x320 E 163x324, E I PRODOTTI CON "EFFETTO MARMO" HANNO IMPASTI COLORATI IN MASSA BIANCHI O NERI. PER TUTTI GLI ALTRI EFFETTI "CEMENTI, METALLI, PIETRE E LEGNI" E FORMATI, L'IMPASTO UTILIZZATO È COLORATO IN MASSA MACINATO A SECCO.
 THE SIZES 120x270, 160x320 AND 163x324, IN "MARBLE EFFECT" ARE MANUFACTURED USING A COLOURED WHITE OR BLACK BODY. FOR ALL THE OTHER "CEMENT, METALS, STONES AND WOODS LOOK" AND SIZES, THE BODY USED IS COLOURED IN DRY PRESSED MASS.


SUPERFICIE . SURFACE FINISH . SURFACE . OBERFLÄCHE



SPESSORE . THICKNESS . ÉPAISSEUR . STAERKE



EK ENERGIE KER	NATURALE NATURAL NATUREL NATUR	NATURALE RETTIFICATO NATURAL RECTIFIED NATUREL RECTIFIÉ NATUR OBERFLÄCHE KALIBRIERT	SPESSORE THICKNESS ÉPAISSEUR STAERKE
61x121 . 24"x48"	-	41,67	9 mm
90x90 . 36"x36"	-	44,75	9 mm
61x61 . 24"x24"	-	29,32	9 mm
30,4x61 . 12"x24"	-	27,16	9 mm
61,5x61,5 . 24"x24"	26,23	-	9 mm
30,8x61,5 . 12"x24"	24,07	-	9 mm
30,8x30,8 . 12"x12"	18,52	-	8,2 mm



324x163
 127" x 64" **NON RETTIFICATO**
 NOT RECTIFIED
 NON RECTIFIÉ
 NICHT REKTIFIZIERT

FORMATO SIZE		Tipologia Imballaggio	Ingombro	M ² / Pz	Kg/ Pz	Pz/ Pal.	M ² / Cassa	Kg/ Cassa
163x324 SILK	12 mm	CASSA	172,6x343,2x36	5,28	145,50	8	42,24	1317
163x324 SILK	12 mm	CAVALLETTO	330x75x200	5,28	145,50	16	84,48	2517

GRES PORCELLANATO COLORATO IN MASSA
PORCELAIN STONEWARE COLOURED IN BODY
GRES CÉRAMÉ COLORÉ DANS LA MASSE
DURCHGEFÄRBTES FEINSTEINZEUG


EKXTREME	SILK	LAPPATO CAMPO PIENO SEMI POLISHED SEMI-POLI BRILLANT GELÄPPT	SPESSORE THICKNESS ÉPAISSEUR STAERKE
324x163 . 127"x64"	209,88	-	12 mm


I FORMATI 120x270, 121x270, 160x320 E 163x324, E I PRODOTTI CON "EFFETTO MARMO" HANNO IMPASTI COLORATI IN MASSA BIANCHI O NERI. PER TUTTI GLI ALTRI EFFETTI "CEMENTI, METALLI, PIETRE E LEGNI" E FORMATI, L'IMPASTO UTILIZZATO È COLORATO IN MASSA MACINATO A SECCO.
THE SIZES 120x270, 160x320 AND 163x324, IN "MARBLE EFFECT" ARE MANUFACTURED USING A COLOURED WHITE OR BLACK BODY. FOR ALL THE OTHER "CEMENT, METALS, STONES AND WOODS LOOK" AND SIZES, THE BODY USED IS COLOURED IN DRY PRESSED MASS.


SUPERFICIE . SURFACE FINISH . SURFACE . OBERFLÄCHE




SPESSORE . THICKNESS . ÉPAISSEUR . STAERKE





324x163
127" x 64"  **NON RETTIFICATO**
NOT RECTIFIED
NON RECTIFIÉ
NICHT REKTIFIZIERT

FORMATO SIZE		Tipologia Imballaggio	Ingombro	M ² / Pz	Kg/ Pz	Pz/ Pal.	M ² / Cassa	Kg/ Cassa
163x324 SILK	12 mm	CASSA	172,6x343,2x36	5,28	145,50	8	42,24	1317
163x324 SILK	12 mm	CAVALLETTO	330x75x200	5,28	145,50	16	84,48	2517

GRES PORCELLANATO COLORATO IN MASSA
PORCELAIN STONEWARE COLOURED IN BODY
GRES CÉRAMÉ COLORÉ DANS LA MASSE
DURCHGEFÄRBTES FEINSTEINZEUG


	SILK	LAPPATO CAMPO PIENO SEMI POLISHED SEMI-POLI BRILLANT GELÄPPT	SPESSORE THICKNESS ÉPAISSEUR STAERKE
324x163 . 127"x64"	185,19	-	12 mm


I FORMATI 120x270, 121x270, 160x320 E 163x324, E I PRODOTTI CON "EFFETTO MARMO" HANNO IMPASTI COLORATI IN MASSA BIANCHI O NERI. PER TUTTI GLI ALTRI EFFETTI "CEMENTI, METALLI, PIETRE E LEGNI" E FORMATI, L'IMPASTO UTILIZZATO È COLORATO IN MASSA MACINATO A SECCO.
THE SIZES 120x270, 160x320 AND 163x324, IN "MARBLE EFFECT" ARE MANUFACTURED USING A COLOURED WHITE OR BLACK BODY. FOR ALL THE OTHER "CEMENT, METALS, STONES AND WOODS LOOK" AND SIZES, THE BODY USED IS COLOURED IN DRY PRESSED MASS.

SUPERFICIE . SURFACE FINISH . SURFACE . OBERFLÄCHE



SPESSORE . THICKNESS . ÉPAISSEUR . STAERKE





324x163
127"x64"



NON RETTIFICATO
NOT RECTIFIED
NON RECTIFIÉ
NICHT REKTIFIZIERT

121x121
48"x48"



FORMATO SIZE		Tipologia Imballaggio	Ingombro	M ² / Pz	Kg/ Pz	Pz/ Pal.	M ² / Cassa	Kg/ Cassa
163x324 SILK	12 mm	CASSA	172,6x343,2x36	5,28	145,50	8	42,24	1317
163x324 SILK	12 mm	CAVALLETTO	330x75x200	5,28	145,50	16	84,48	2517

FORMATO SIZE		Tipologia Imballaggio	Ingombro	Pz/ Box	M ² / Box	Kg/ Box	Box/ Pal.	M ² / Pal	Kg/ Pal
121x121 RETT	9 mm	PALLET CON SPONDE	143,2x124x56,1	2	2,92	58,24	18	52,56	1100

LA COLLEZIONE DISPONE DI ALTRI FORMATI

AVAILABLE ALSO IN MORE FORMATS
LA COLLECTION COMPLÈTE DISPOSE DE PLUSIEURS FORMATS
DIE KOLLEKTION UMFASST WEITERE FORMATE



61x121
24"x48"



90x90
36"x36"



61,5x61,5
24"x24"



61x61
24"x24"



30,8x61,5
12"x24"



30,4x61
12"x24"



45,5x45,5
18"x18"



30,8x30,8
12"x12"

GRES PORCELLANATO COLORATO IN MASSA
 PORCELAIN STONEWARE COLOURED IN BODY
 GRÉS CÉRAMÉ COLORÉ DANS LA MASSE
 DURCHGEFÄRBTES FEINSTEINZEUG


EKXTREME	LAPPATO CAMPO PIENO	NATURALE RETTIFICATO	SILK	SPESSORE THICKNESS ÉPAISSEUR STAERKE
	SEMI POLISHED SEMI-POLI BRILLANT GELÄPPT	NATURAL RECTIFIED NATUREL RECTIFIÉ NATUR REKTIFIZIERT		
324x163 . 127"x64"	-	-	169,75	12 mm
121x121 . 48"x48"	-	58,64	-	9 mm

I FORMATI 120x270, 121x270, 160x320 E 163x324, E I PRODOTTI CON "EFFETTO MARMO" HANNO IMPASTI COLORATI IN MASSA BIANCHI O NERI. PER TUTTI GLI ALTRI EFFETTI "CEMENTI, METALLI, PIETRE E LEGNI" E FORMATI, L'IMPASTO UTILIZZATO È COLORATO IN MASSA MACINATO A SECCO.
 THE SIZES 120x270, 160x320 AND 163x324, IN "MARBLE EFFECT" ARE MANUFACTURED USING A COLOURED WHITE OR BLACK BODY. FOR ALL THE OTHER "CEMENT, METALS, STONES AND WOODS LOOK" AND SIZES, THE BODY USED IS COLOURED IN DRY PRESSED MASS.

SUPERFICIE . SURFACE FINISH . SURFACE . OBERFLÄCHE



SPESSORE . THICKNESS . ÉPAISSEUR . STAERKE



EK ENERGIE KER	NATURALE NATURAL NATUREL NATUR	NATURALE RETTIFICATO NATURAL RECTIFIED NATUREL RECTIFIÉ NATUR OBERFLÄCHE KALIBRIERT	SPESSORE THICKNESS ÉPAISSEUR STAERKE
61x121 . 24"x48"	-	41,67	9 mm
90x90 . 36"x36"	-	44,75	9 mm
30,4x61 . 12"x24"	-	27,16	9 mm
61x61 . 24"x24"	-	29,32	9 mm
61,5x61,5 . 24"x24"	26,23	-	9 mm
30,8x61,5 . 12"x24"	24,07	-	9 mm
45,5x45,5 . 18"x18"	21,60	-	9 mm
30,8x30,8 . 12"x12"	18,52	-	8,2 mm

FINITURA SABBATO DISPONIBILE NEI FORMATI: 30,8x61,5, 45,5x45,5

SELECT PIOMBO

R10




9 mm

12 mm



V1



324x163
127"x64"

12 mm

NON RETTIFICATO
NOT RECTIFIED
NON RECTIFIÉ
NICHT REKTIFIZIERT

121x121
48"x48"

9 mm

FORMATO SIZE		Tipologia Imballaggio	Ingombro	M ² / Pz	Kg/ Pz	Pz/ Pal.	M ² / Cassa	Kg/ Cassa
163x324 SILK	12 mm	CASSA	172,6x343,2x36	5,28	145,50	8	42,24	1317
163x324 SILK	12 mm	CAVALLETTO	330x75x200	5,28	145,50	16	84,48	2517

FORMATO SIZE		Tipologia Imballaggio	Ingombro	Pz/ Box	M ² / Box	Kg/ Box	Box/ Pal.	M ² / Pal	Kg/ Pal
121x121 RETT	9 mm	PALLET CON SPONDE	143,2x124x56,1	2	2,92	58,24	18	52,56	1100

LA COLLEZIONE DISPONE DI ALTRI FORMATI

AVAILABLE ALSO IN MORE FORMATS
LA COLLECTION COMPLÈTE DISPOSE DE PLUSIEURS FORMATS
DIE KOLLEKTION UMFASST WEITERE FORMATE



61x121
24"x48"



90x90
36"x36"



61,5x61,5
24"x24"



61x61
24"x24"



30,8x61,5
12"x24"



30,4x61
12"x24"



45,5x45,5
18"x18"



30,8x30,8
12"x12"

GRES PORCELLANATO COLORATO IN MASSA
 PORCELAIN STONEWARE COLOURED IN BODY
 GRÉS CÉRAMÉ COLORÉ DANS LA MASSE
 DURCHGEFÄRBTES FEINSTEINZEUG


EKXTREME	LAPPATO CAMPO PIENO SEMI POLISHED SEMI-POLI BRILLANT GELÄPPT	NATURALE RETTIFICATO NATURAL RECTIFIED NATUREL RECTIFIÉ NATUR REKTIFIZIERT	SILK	SPESSORE THICKNESS ÉPAISSEUR STAERKE
324x163 . 127"x64"	-	-	169,75	12 mm
121x121 . 48"x48"	-	58,64	-	9 mm

I FORMATI 120x270, 121x270, 160x320 E 163x324, E I PRODOTTI CON "EFFETTO MARMO" HANNO IMPASTI COLORATI IN MASSA BIANCHI O NERI. PER TUTTI GLI ALTRI EFFETTI "CEMENTI, METALLI, PIETRE E LEGNI" E FORMATI, L'IMPASTO UTILIZZATO È COLORATO IN MASSA MACINATO A SECCO. THE SIZES 120x270, 160x320 AND 163x324, IN "MARBLE EFFECT" ARE MANUFACTURED USING A COLOURED WHITE OR BLACK BODY. FOR ALL THE OTHER "CEMENT, METALS, STONES AND WOODS LOOK" AND SIZES, THE BODY USED IS COLOURED IN DRY PRESSED MASS.

SUPERFICIE . SURFACE FINISH . SURFACE . OBERFLÄCHE




SPESSORE . THICKNESS . ÉPAISSEUR . STAERKE



EK ENERGIE KER	NATURALE NATURAL NATUREL NATUR	NATURALE RETTIFICATO NATURAL RECTIFIED NATUREL RECTIFIÉ NATUR OBERFLÄCHE KALIBRIERT	SPESSORE THICKNESS ÉPAISSEUR STAERKE
61x121 . 24"x48"	-	41,67	9 mm
90x90 . 36"x36"	-	44,75	9 mm
30,4x61 . 12"x24"	-	27,16	9 mm
61x61 . 24"x24"	-	29,32	9 mm
61,5x61,5 . 24"x24"	26,23	-	9 mm
30,8x61,5 . 12"x24"	24,07	-	9 mm
45,5x45,5 . 18"x18"	21,60	-	9 mm
30,8x30,8 . 12"x12"	18,52	-	8,2 mm

FINITURA SABBATO DISPONIBILE NEI FORMATI: 61,5x61,5



324x163
127"x64"



NON RETTIFICATO
NOT RECTIFIED
NON RECTIFIÉ
NICHT REKTIFIZIERT

121x121
48"x48"



FORMATO SIZE		Tipologia Imballaggio	Ingombro	M ² / Pz	Kg/ Pz	Pz/ Pal.	M ² / Cassa	Kg/ Cassa
163x324 SILK	12 mm	CASSA	172,6x343,2x36	5,28	145,50	8	42,24	1317
163x324 SILK	12 mm	CAVALLETTO	330x75x200	5,28	145,50	16	84,48	2517

FORMATO SIZE		Tipologia Imballaggio	Ingombro	Pz/ Box	M ² / Box	Kg/ Box	Box/ Pal.	M ² / Pal	Kg/ Pal
121x121 RETT	9 mm	PALLET CON SPONDE	143,2x124x56,1	2	2,92	58,24	18	52,56	1100

LA COLLEZIONE DISPONE DI ALTRI FORMATI

AVAILABLE ALSO IN MORE FORMATS
LA COLLECTION COMPLÈTE DISPOSE DE PLUSIEURS FORMATS
DIE KOLLEKTION UMFASST WEITERE FORMATE



61x121
24"x48"



90x90
36"x36"



61,5x61,5
24"x24"



61x61
24"x24"



30,8x61,5
12"x24"



30,4x61
12"x24"



45,5x45,5
18"x18"



30,8x30,8
12"x12"

GRES PORCELLANATO COLORATO IN MASSA
 PORCELAIN STONEWARE COLOURED IN BODY
 GRÉS CÉRAMÉ COLORÉ DANS LA MASSE
 DURCHGEFÄRBTES FEINSTEINZEUG

EKXTREME	LAPPATO CAMPO PIENO	NATURALE RETTIFICATO	SILK	SPESSORE
	SEMI POLISHED SEMI-POLI BRILLANT GELÄPPT	NATURAL RECTIFIED NATUREL RECTIFIÉ NATUR REKTIFIZIERT		
324x163 . 127"x64"	-	-	169,75	12 mm
121x121 . 48"x48"	-	58,64	-	9 mm

I FORMATI 120x270, 121x270, 160x320 E 163x324, E I PRODOTTI CON "EFFETTO MARMO" HANNO IMPASTI COLORATI IN MASSA BIANCHI O NERI. PER TUTTI GLI ALTRI EFFETTI "CEMENTI, METALLI, PIETRE E LEGNI" E FORMATI, L'IMPASTO UTILIZZATO È COLORATO IN MASSA MACINATO A SECCO.
 THE SIZES 120x270, 160x320 AND 163x324, IN "MARBLE EFFECT" ARE MANUFACTURED USING A COLOURED WHITE OR BLACK BODY. FOR ALL THE OTHER "CEMENT, METALS, STONES AND WOODS LOOK" AND SIZES, THE BODY USED IS COLOURED IN DRY PRESSED MASS.

SUPERFICIE . SURFACE FINISH . SURFACE . OBERFLÄCHE



SPESSORE . THICKNESS . ÉPAISSEUR . STAERKE



EK ENERGIE KER	NATURALE	NATURALE RETTIFICATO	SPESSORE
	NATURAL NATUREL NATUR	NATURAL RECTIFIED NATUREL RECTIFIÉ NATUR OBERFLÄCHE KALIBRIERT	THICKNESS ÉPAISSEUR STAERKE
61x121 . 24"x48"	-	41,67	9 mm
90x90 . 36"x36"	-	44,75	9 mm
30,4x61 . 12"x24"	-	27,16	9 mm
61x61 . 24"x24"	-	29,32	9 mm
61,5x61,5 . 24"x24"	26,23	-	9 mm
30,8x61,5 . 12"x24"	24,07	-	9 mm
45,5x45,5 . 18"x18"	21,60	-	9 mm
30,8x30,8 . 12"x12"	18,52	-	8,2 mm

FINITURA SABBIA TO DISPONIBILE NEI FORMATI: 30,8x30,8, 30,8x61,5, 45,5x45,5

SELECT CENERE

R10




9 mm

12 mm



V1



324x163
127"x64"

12 mm

NON RETTIFICATO
NOT RECTIFIED
NON RECTIFIÉ
NICHT REKTIFIZIERT

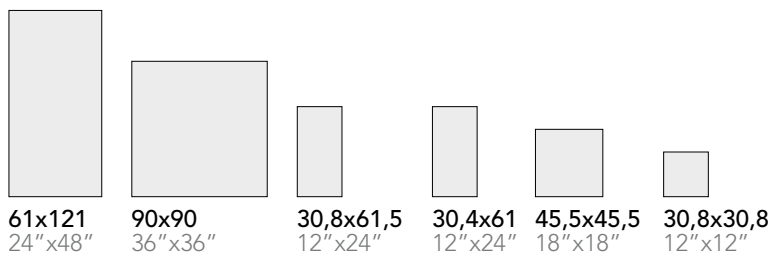
121x121
48"x48"

9 mm

FORMATO SIZE		Tipologia Imballaggio	Ingombro	M ² / Pz	Kg/ Pz	Pz/ Pal.	M ² / Cassa	Kg/ Cassa
163x324 SILK	12 mm	CASSA	172,6x343,2x36	5,28	145,50	8	42,24	1317
163x324 SILK	12 mm	CAVALLETTO	330x75x200	5,28	145,50	16	84,48	2517

FORMATO SIZE		Tipologia Imballaggio	Ingombro	Pz/ Box	M ² / Box	Kg/ Box	Box/ Pal.	M ² / Pal	Kg/ Pal
121x121 RETT	9 mm	PALLET CON SPONDE	143,2x124x56,1	2	2,92	58,24	18	52,56	1100

LA COLLEZIONE DISPONE DI ALTRI FORMATI
AVAILABLE ALSO IN MORE FORMATS
LA COLLECTION COMPLÈTE DISPOSE DE PLUSIEURS FORMATS
DIE KOLLEKTION UMFASST WEITERE FORMATE




GRES PORCELLANATO COLORATO IN MASSA
 PORCELAIN STONEWARE COLOURED IN BODY
 GRÉS CÉRAMÉ COLORÉ DANS LA MASSE
 DURCHGEFÄRBTES FEINSTEINZEUG


EKXTREME	LAPPATO CAMPO PIENO	NATURALE RETTIFICATO	SILK	SPESSORE
	SEMI POLISHED SEMI-POLI BRILLANT GELÄPPT	NATURAL RECTIFIED NATUREL RECTIFIÉ NATUR REKTIFIZIERT		THICKNESS ÉPAISSEUR STAERKE
324x163 . 127"x64"	-	-	169,75	12 mm
121x121 . 48"x48"	-	58,64	-	9 mm

I FORMATI 120x270, 121x270, 160x320 E 163x324, E I PRODOTTI CON "EFFETTO MARMO" HANNO IMPASTI COLORATI IN MASSA BIANCHI O NERI. PER TUTTI GLI ALTRI EFFETTI "CEMENTI, METALLI, PIETRE E LEGNI" E FORMATI, L'IMPASTO UTILIZZATO È COLORATO IN MASSA MACINATO A SECCO.
 THE SIZES 120x270, 160x320 AND 163x324, IN "MARBLE EFFECT" ARE MANUFACTURED USING A COLOURED WHITE OR BLACK BODY. FOR ALL THE OTHER "CEMENT, METALS, STONES AND WOODS LOOK" AND SIZES, THE BODY USED IS COLOURED IN DRY PRESSED MASS.

SUPERFICIE . SURFACE FINISH . SURFACE . OBERFLÄCHE



SPESSORE . THICKNESS . ÉPAISSEUR . STAERKE



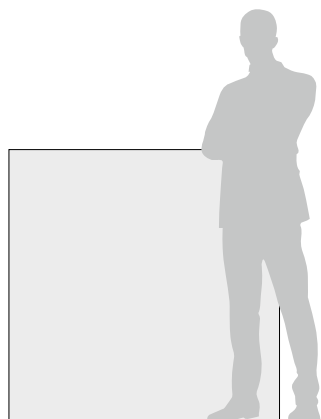
EK ENERGIE KER	NATURALE NATURAL NATUREL NATUR	NATURALE RETTIFICATO NATURAL RECTIFIED NATUREL RECTIFIÉ NATUR OBERFLÄCHE KALIBRIERT	SPESSORE THICKNESS ÉPAISSEUR STAERKE
61x121 . 24"x48"	-	41,67	9 mm
90x90 . 36"x36"	-	44,75	9 mm
30,4x61 . 12"x24"	-	27,16	9 mm
61,5x61,5 . 24"x24"	26,23	-	9 mm
30,8x61,5 . 12"x24"	24,07	-	9 mm
45,5x45,5 . 18"x18"	21,60	-	9 mm
30,8x30,8 . 12"x12"	18,52	-	8,2 mm

FINITURA SABBIAIO DISPONIBILE NEI FORMATI: 61,5X61,5

EKXTREME

	LAPPATO CAMPO PIENO SEMI POLISHED SEMI-POLI BRILLANT GELÄPPT	NATURALE RETTIFICATO NATURAL RECTIFIED NATUREL RECTIFIÉ NATUR REKTIFIZIERT	SILK	SPESSORE THICKNESS ÉPAISSEUR STAERKE
121x121 . 48"x48"	-	58,64	-	9 mm

I FORMATI 120x270, 121x270, 160x320 E 163x324, E I PRODOTTI CON "EFFETTO MARMO" HANNO IMPASTI COLORATI IN MASSA BIANCHI O NERI. PER TUTTI GLI ALTRI EFFETTI "CEMENTI, METALLI, PIETRE E LEGNI" E FORMATI, L'IMPASTO UTILIZZATO È COLORATO IN MASSA MACINATO A SECCO. THE SIZES 120x270, 160x320 AND 163x324, IN "MARBLE EFFECT" ARE MANUFACTURED USING A COLOURED WHITE OR BLACK BODY. FOR ALL THE OTHER "CEMENT, METALS, STONES AND WOODS LOOK" AND SIZES, THE BODY USED IS COLOURED IN DRY PRESSED MASS.



121x121
48"x48"




SUPERFICIE . SURFACE FINISH . SURFACE . OBERFLÄCHE



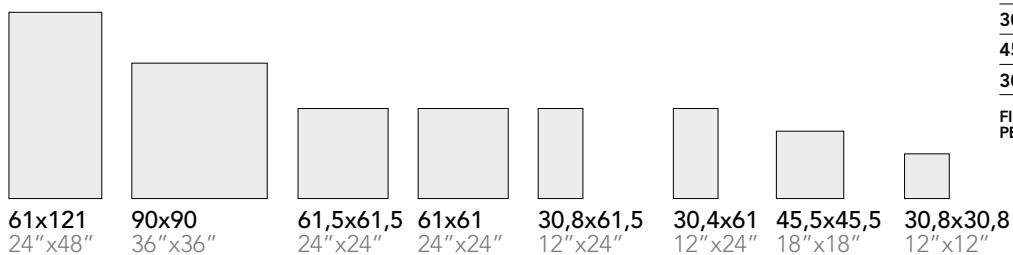
NATURALE
NATURAL
NATUREL
NATUR

SPESSORE . THICKNESS . ÉPAISSEUR . STAERKE



FORMATO SIZE		Tipologia Imballaggio	Ingombro	Pz/ Box	M ² / Box	Kg/ Box	Box/ Pal.	M ² / Pal	Kg/ Pal
121x121 RETT	9 mm	PALLET CON SPONDE	143,2x124x56,1	2	2,92	58,24	18	52,56	1100

LA COLLEZIONE DISPONE DI ALTRI FORMATI
 AVAILABLE ALSO IN MORE FORMATS
 LA COLLECTION COMPLÈTE DISPOSE DE PLUSIEURS FORMATS
 DIE KOLLEKTION UMFASST WEITERE FORMATE



	NATURALE NATURAL NATUREL NATUR	NATURALE RETTIFICATO NATURAL RECTIFIED NATUREL RECTIFIÉ NATUR OBERFLÄCHE KALIBRIERT	SPESSORE THICKNESS ÉPAISSEUR STAERKE
61x121 . 24"x48"	-	41,67	9 mm
90x90 . 36"x36"	-	44,75	9 mm
30,4x61 . 12"x24"	-	27,16	9 mm
61x61 . 24"x24"	-	29,32	9 mm
61,5x61,5 . 24"x24"	26,23	-	9 mm
30,8x61,5 . 12"x24"	24,07	-	9 mm
45,5x45,5 . 18"x18"	21,60	-	9 mm
30,8x30,8 . 12"x12"	18,52	-	8,2 mm

FINITURA SABBIA TO DISPONIBILE NEI FORMATI: 30,8x30,8, 30,8x61,5 - SOLO PER IL COLORE FUMO

BIANCO

FUMO

CEPPO DI GRÈ GREY

R10





6 mm

9 mm

12 mm



V3



324x163
127" x 64"

12 mm

NON RETTIFICATO
NOT RECTIFIED
NON RECTIFIÉ
NICHT REKTIFIZIERT

270x120
106" x 48"

6 mm

120x120
48" x 48"

9 mm

FORMATO SIZE	✂	Tipologia Imballaggio	Ingombro	M ² / Pz	Kg/ Pz	Pz/ Pal.	M ² / Cassa	Kg/ Cassa
163x324 SILK	12 mm	CASSA	172,6x343,2x36	5,28	145,50	8	42,24	1317
163x324 SILK	12 mm	CAVALLETTO	330x75x200	5,28	145,50	16	84,48	2517
270x120	6 mm	CASSA	283x132x39	3,24	46,65	20	64,8	1040
270x120	6 mm	CAVALLETTO	280x75x155	3,24	46,65	40	129,6	2021

FORMATO SIZE	✂	Tipologia Imballaggio	Ingombro	Pz/ Box	M ² / Box	Kg/ Box	Box/ Pal.	M ² / Pal	Kg/ Pal
120x120	9 mm	PALLET CON SPONDE	143,2x124x56,1	2	2,88	58,24	18	51,84	1100

LA COLLEZIONE DISPONE DI ALTRI FORMATI

AVAILABLE ALSO IN MORE FORMATS
LA COLLECTION COMPLÈTE DISPOSE DE PLUSIEURS FORMATS
DIE KOLLEKTION UMFASST WEITERE FORMATE



60x120
24" x 48"



60x60
24" x 24"




30x60
12" x 24"

GRES PORCELLANATO COLORATO IN MASSA
 PORCELAIN STONEWARE COLOURED IN BODY
 GRÉS CÉRAME COLORÉ DANS LA MASSE
 DURCHGEFÄRBTES FEINSTEINZEUG


EKXTREME	LAPPATO CAMPO PIENO SEMI POLISHED SEMI-POLI BRILLANT GELÄPPT	NATURALE RETTIFICATO NATURAL RECTIFIED NATUREL RECTIFIÉ NATUR REKTIFIZIERT	SILK	SPESSORE THICKNESS ÉPAISSEUR STAERKE
324x163 . 127"x64"	-	-	169,75	12 mm
270x120 . 106"x48"	-	74,07	-	6 mm
120x120 . 48"x48"	-	58,64	-	9 mm

I FORMATI 120x270, 121x270, 160x320 E 163x324, E I PRODOTTI CON "EFFETTO MARMO" HANNO IMPASTI COLORATI IN MASSA BIANCHI O NERI. PER TUTTI GLI ALTRI EFFETTI "CEMENTI, METALLI, PIETRE E LEGNI" E FORMATI, L'IMPASTO UTILIZZATO È COLORATO IN MASSA MACINATO A SECCO. THE SIZES 120x270, 160x320 AND 163x324, IN "MARBLE EFFECT" ARE MANUFACTURED USING A COLOURED WHITE OR BLACK BODY. FOR ALL THE OTHER "CEMENT, METALS, STONES AND WOODS LOOK" AND SIZES, THE BODY USED IS COLOURED IN DRY PRESSED MASS.


SUPERFICIE . SURFACE FINISH . SURFACE . OBERFLÄCHE



SPESSORE . THICKNESS . ÉPAISSEUR . STAERKE



EK ENERGIE KER	LAPPATO CAMPO PIENO SEMI POLISHED SEMI-POLI BRILLANT GELÄPPT	NATURALE RETTIFICATO NATURAL RECTIFIED NATUREL RECTIFIÉ NATUR REKTIFIZIERT	SPESSORE THICKNESS ÉPAISSEUR STAERKE
60x120 . 24"x48"	-	41,67	9 mm
60x60 . 24"x24"	-	29,32	9 mm
30x60 . 12"x24"	-	27,16	9 mm



CEPPO DI GRÈ

R10



9 mm



V2

GRES PORCELLANATO COLORATO IN MASSA
 PORCELAIN STONEWARE COLOURED IN BODY
 GRÈS CÉRAMÉ COLORÉ DANS LA MASSE
 DURCHGEFÄRBTES FEINSTEINZEUG

EKXTREME

**LAPPATO
CAMPO PIENO**
SEMI POLISHED
SEMI-POLI BRILLANT
GELÄPPT

**NATURALE
RETTIFICATO**
NATURAL RECTIFIED
NATUREL RECTIFIÉ
NATUR REKTIFIZIERT

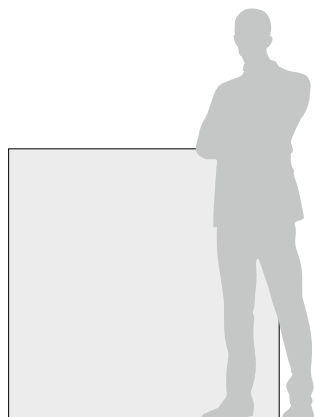
SPESSORE
THICKNESS
ÉPAISSEUR
STAERKE

120x120 . 48"x48"

-


58,64

9 mm


120x120
48" x 48"9
mm

FORMATO SIZE		Tipologia Imballaggio	Ingombro	Pz/ Box	M ² / Box	Kg/ Box	Box/ Pal.	M ² / Pal	Kg/ Pal
120x120	9 mm	PALLET CON SPONDE	143,2x124x56,1	2	2,88	58,24	18	51,84	1100

SUPERFICIE . SURFACE FINISH . SURFACE . OBERFLÄCHE



SPESSORE . THICKNESS . ÉPAISSEUR . STAERKE



LA COLLEZIONE DISPONE DI ALTRI FORMATI
 AVAILABLE ALSO IN MORE FORMATS
 LA COLLECTION COMPLÈTE DISPOSE DE PLUSIEURS FORMATS
 DIE KOLLEKTION UMFASST WEITERE FORMATE

60x120
24" x 48"60x60
24" x 24"30x60
12" x 24"

EK
ENERGIE KER

**LAPPATO
CAMPO PIENO**
SEMI POLISHED
SEMI-POLI BRILLANT
GELÄPPT

**NATURALE
RETTIFICATO**
NATURAL RECTIFIED
NATUREL RECTIFIÉ
NATUR REKTIFIZIERT

SPESSORE
THICKNESS
ÉPAISSEUR
STAERKE

60x120 . 24"x48"

-

41,67

9 mm

60x60 . 24"x24"

-

29,32

9 mm

30x60 . 12"x24"

-


27,16

9 mm

WHITE



ANTHRACITE



AGATHÒS WHITE


R10




6 mm
+
T



V3



270x120
106" x 48" 

FORMATO SIZE	 6 mm	Tipologia Imballaggio	Ingombro	M ² / Pz	Kg/ Pz	Pz/ Pal.	M ² / Cassa	Kg/ Cassa
270x120	6 mm	CASSA	283x132x39	3,24	46,65	20	64,8	1040
270x120	6 mm	CAVALLETTO	280x75x155	3,24	46,65	40	129,6	2021

LA COLLEZIONE DISPONE DI ALTRI FORMATI
 AVAILABLE ALSO IN MORE FORMATS
 LA COLLECTION COMPLÈTE DISPOSE DE PLUSIEURS FORMATS
 DIE KOLLEKTION UMFASST WEITERE FORMATE



60x120
24" x 48"



30,8x61,5
12" x 24"

GRES PORCELLANATO COLORATO IN MASSA
 PORCELAIN STONEWARE COLOURED IN BODY
 GRÉS CÉRAMÉ COLORÉ DANS LA MASSE
 DURCHGEFÄRBTES FEINSTEINZEUG

EKXTREME	LAPPATO CAMPO PIENO	NATURALE RETTIFICATO	SPESSORE
	SEMI POLISHED SEMI-POLI BRILLANT GELÄPPT	NATURAL RECTIFIED NATUREL RECTIFIÉ NATUR REKTIFIZIERT	THICKNESS ÉPAISSEUR STAERKE
270x120 . 106"x48"	-	74,07	6 mm

I FORMATI 120x270, 121x270, 160x320 E 163x324, E I PRODOTTI CON "EFFETTO MARMO" HANNO IMPASTI COLORATI IN MASSA BIANCHI O NERI. PER TUTTI GLI ALTRI EFFETTI "CEMENTI, METALLI, PIETRE E LEGNI" E FORMATI, L'IMPASTO UTILIZZATO È COLORATO IN MASSA MACINATO A SECCO.
 THE SIZES 120x270, 160x320 AND 163x324, IN "MARBLE EFFECT" ARE MANUFACTURED USING A COLOURED WHITE OR BLACK BODY. FOR ALL THE OTHER "CEMENT, METALS, STONES AND WOODS LOOK" AND SIZES, THE BODY USED IS COLOURED IN DRY PRESSED MASS.

SUPERFICIE . SURFACE FINISH . SURFACE . OBERFLÄCHE




SPESSORE . THICKNESS . ÉPAISSEUR . STAERKE



EK ENERGIE KER	LAPPATO CAMPO PIENO	NATURALE	NATURALE RETTIFICATO	SPESSORE
	SEMI POLISHED SEMI-POLI BRILLANT GELÄPPT	NATURAL NATUREL NATUR	NATURAL RECTIFIED NATUREL RECTIFIÉ NATUR REKTIFIZIERT	THICKNESS ÉPAISSEUR STAERKE
60x120 . 24"x48"	-	-	41,67	9 mm
30,8x61,5 . 12"x24"	-	24,07	-	9 mm





270x120
106" x 48"

FORMATO SIZE	6 mm	Tipologia Imballaggio	Ingombro	M ² / Pz	Kg/ Pz	Pz/ Pal.	M ² / Cassa	Kg/ Cassa
270x120	6 mm	CASSA	283x132x39	3,24	46,65	20	64,8	1040
270x120	6 mm	CAVALLETTO	280x75x155	3,24	46,65	40	129,6	2021

LA COLLEZIONE DISPONE DI ALTRI FORMATI
 AVAILABLE ALSO IN MORE FORMATS
 LA COLLECTION COMPLÈTE DISPOSE DE PLUSIEURS FORMATS
 DIE KOLLEKTION UMFASST WEITERE FORMATE



60x120
24" x 48"




30,8x61,5
12" x 24"

GRES PORCELLANATO COLORATO IN MASSA
 PORCELAIN STONEWARE COLOURED IN BODY
 GRÉS CÉRAMÉ COLORÉ DANS LA MASSE
 DURCHGEFÄRBTES FEINSTEINZEUG


EKXTREME	LAPPATO CAMPO PIENO SEMI POLISHED SEMI-POLI BRILLANT GELÄPPT	NATURALE RETTIFICATO NATURAL RECTIFIED NATUREL RECTIFIÉ NATUR REKTIFIZIERT	SPESSORE THICKNESS ÉPAISSEUR STAERKE
270x120 . 106"x48"	-	74,07	6 mm

I FORMATI 120x270, 121x270, 160x320 E 163x324, E I PRODOTTI CON "EFFETTO MARMO" HANNO IMPASTI COLORATI IN MASSA BIANCHI O NERI. PER TUTTI GLI ALTRI EFFETTI "CEMENTI, METALLI, PIETRE E LEGNI" E FORMATI, L'IMPASTO UTILIZZATO È COLORATO IN MASSA MACINATO A SECCO.
 THE SIZES 120x270, 160x320 AND 163x324, IN "MARBLE EFFECT" ARE MANUFACTURED USING A COLOURED WHITE OR BLACK BODY. FOR ALL THE OTHER "CEMENT, METALS, STONES AND WOODS LOOK" AND SIZES, THE BODY USED IS COLOURED IN DRY PRESSED MASS.

SUPERFICIE . SURFACE FINISH . SURFACE . OBERFLÄCHE



SPESSORE . THICKNESS . ÉPAISSEUR . STAERKE



EK ENERGIE KER	LAPPATO CAMPO PIENO SEMI POLISHED SEMI-POLI BRILLANT GELÄPPT	NATURALE NATURAL NATUREL NATUR	NATURALE RETTIFICATO NATURAL RECTIFIED NATUREL RECTIFIÉ NATUR REKTIFIZIERT	SPESSORE THICKNESS ÉPAISSEUR STAERKE
60x120 . 24"x48"	-	-	41,67	9 mm
30,8x61,5 . 12"x24"	-	24,07	-	9 mm



AGATHÒS MULTICOLOR


R10





6 mm
+
T



V3



270x120
106" x 48" 

FORMATO SIZE	 6 mm	Tipologia Imballaggio	Ingombro	M ² / Pz	Kg/ Pz	Pz/ Pal.	M ² / Cassa	Kg/ Cassa
270x120	6 mm	CASSA	283x132x39	3,24	46,65	20	64,8	1040
270x120	6 mm	CAVALLETTO	280x75x155	3,24	46,65	40	129,6	2021

LA COLLEZIONE DISPONE DI ALTRI FORMATI
AVAILABLE ALSO IN MORE FORMATS
LA COLLECTION COMPLÈTE DISPOSE DE PLUSIEURS FORMATS
DIE KOLLEKTION UMFASST WEITERE FORMATE



60x120
24" x 48"



30,8x61,5
12" x 24"

GRES PORCELLANATO COLORATO IN MASSA
 PORCELAIN STONEWARE COLOURED IN BODY
 GRÉS CÉRAMÉ COLORÉ DANS LA MASSE
 DURCHGEFÄRBTES FEINSTEINZEUG


EKXTREME	LAPPATO CAMPO PIENO	NATURALE RETTIFICATO	SPESSORE
	SEMI POLISHED SEMI-POLI BRILLANT GELÄPPT	NATURAL RECTIFIED NATUREL RECTIFIÉ NATUR REKTIFIZIERT	THICKNESS ÉPAISSEUR STAERKE
270x120 . 106"x48"	-	74,07	6 mm

I FORMATI 120x270, 121x270, 160x320 E 163x324, E I PRODOTTI CON "EFFETTO MARMO" HANNO IMPASTI COLORATI IN MASSA BIANCHI O NERI. PER TUTTI GLI ALTRI EFFETTI "CEMENTI, METALLI, PIETRE E LEGNI" E FORMATI, L'IMPASTO UTILIZZATO È COLORATO IN MASSA MACINATO A SECCO.
 THE SIZES 120x270, 160x320 AND 163x324, IN "MARBLE EFFECT" ARE MANUFACTURED USING A COLOURED WHITE OR BLACK BODY. FOR ALL THE OTHER "CEMENT, METALS, STONES AND WOODS LOOK" AND SIZES, THE BODY USED IS COLOURED IN DRY PRESSED MASS.

SUPERFICIE . SURFACE FINISH . SURFACE . OBERFLÄCHE



SPESSORE . THICKNESS . ÉPAISSEUR . STAERKE



EK ENERGIE KER	LAPPATO CAMPO PIENO	NATURALE	NATURALE RETTIFICATO	SPESSORE
	SEMI POLISHED SEMI-POLI BRILLANT GELÄPPT	NATURAL NATUREL NATUR	NATURAL RECTIFIED NATUREL RECTIFIÉ NATUR REKTIFIZIERT	THICKNESS ÉPAISSEUR STAERKE
60x120 . 24"x48"	-	-	41,67	9 mm
30,8x61,5 . 12"x24"	-	24,07	-	9 mm



AGATHÒS ANTHRACITE


R10




6 mm
+
T



V3



270x120
106" x 48" 

FORMATO SIZE	 6 mm	Tipologia Imballaggio	Ingombro	M ² / Pz	Kg/ Pz	Pz/ Pal.	M ² / Cassa	Kg/ Cassa
270x120	6 mm	CASSA	283x132x39	3,24	46,65	20	64,8	1040
270x120	6 mm	CAVALLETTO	280x75x155	3,24	46,65	40	129,6	2021

LA COLLEZIONE DISPONE DI ALTRI FORMATI
AVAILABLE ALSO IN MORE FORMATS
LA COLLECTION COMPLÈTE DISPOSE DE PLUSIEURS FORMATS
DIE KOLLEKTION UMFASST WEITERE FORMATE



60x120
24" x 48"



30,8x61,5
12" x 24"

GRES PORCELLANATO COLORATO IN MASSA
 PORCELAIN STONEWARE COLOURED IN BODY
 GRÉS CÉRAMÉ COLORÉ DANS LA MASSE
 DURCHGEFÄRBTES FEINSTEINZEUG

EKXTREME	LAPPATO CAMPO PIENO	NATURALE RETTIFICATO	SPESSORE
	SEMI POLISHED SEMI-POLI BRILLANT GELÄPPT	NATURAL RECTIFIED NATUREL RECTIFIÉ NATUR REKTIFIZIERT	THICKNESS ÉPAISSEUR STAERKE
270x120 . 106"x48"	-	74,07	6 mm


I FORMATI 120x270, 121x270, 160x320 E 163x324, E I PRODOTTI CON "EFFETTO MARMO" HANNO IMPASTI COLORATI IN MASSA BIANCHI O NERI. PER TUTTI GLI ALTRI EFFETTI "CEMENTI, METALLI, PIETRE E LEGNI" E FORMATI, L'IMPASTO UTILIZZATO È COLORATO IN MASSA MACINATO A SECCO.
 THE SIZES 120x270, 160x320 AND 163x324, IN "MARBLE EFFECT" ARE MANUFACTURED USING A COLOURED WHITE OR BLACK BODY. FOR ALL THE OTHER "CEMENT, METALS, STONES AND WOODS LOOK" AND SIZES, THE BODY USED IS COLOURED IN DRY PRESSED MASS.

SUPERFICIE . SURFACE FINISH . SURFACE . OBERFLÄCHE



NATURALE
 NATURAL
 NATUREL
 NATUR

SPESSORE . THICKNESS . ÉPAISSEUR . STAERKE



↓ 6 mm

EK ENERGIE KER	LAPPATO CAMPO PIENO	NATURALE	NATURALE RETTIFICATO	SPESSORE
	SEMI POLISHED SEMI-POLI BRILLANT GELÄPPT	NATURAL NATUREL NATUR	NATURAL RECTIFIED NATUREL RECTIFIÉ NATUR REKTIFIZIERT	THICKNESS ÉPAISSEUR STAERKE
60x120 . 24"x48"	-	-	41,67	9 mm
30,8x61,5 . 12"x24"	-	24,07	-	9 mm



SUNSTONE ALOF


R10



9 mm
T



V3



180x80
71"x32"

9 mm

121x121
48"x48"

9 mm

FORMATO SIZE		Tipologia Imballaggio	Ingombro	Pz/ Box	M ² / Box	Kg/ Box	Box/ Pal.	M ² / Pal	Kg/ Pal
121x121 RETT	9 mm	PALLET CON SPONDE	143,2x124x56,1	2	2,92	58,24	18	52,56	1100

FORMATO SIZE		Tipologia Imballaggio	Ingombro	Pz/ Box	M ² / Box	Kg/ Box	Box/ Pal.	M ² / Pal	Kg/ Pal
180x80	9 mm	PALLET CON SPONDE	188x97x58	2	2,88	58,06	18	51,84	1100

LA COLLEZIONE DISPONE DI ALTRI FORMATI

AVAILABLE ALSO IN MORE FORMATS

LA COLLECTION COMPLÈTE DISPOSE DE PLUSIEURS FORMATS

DIE KOLLEKTION UMFASST WEITERE FORMATE



61x121
24"x48"



61x61
24"x24"



30,8x61,5
12"x24"



30,4x61
12"x24"


GRES PORCELLANATO COLORATO IN MASSA
 PORCELAIN STONEWARE COLOURED IN BODY
 GRÉS CÉRAMÉ COLORÉ DANS LA MASSE
 DURCHGEFÄRBTES FEINSTEINZEUG

EKXTREME	LAPPATO CAMPO PIENO SEMI POLISHED SEMI-POLI BRILLANT GELÄPPT	NATURALE RETTIFICATO NATURAL RECTIFIED NATUREL RECTIFIÉ NATUR REKTIFIZIERT	SPESSORE THICKNESS ÉPAISSEUR STAERKE
180x80 . 71"x32"	-	61,73	9 mm
121x121 . 48"x48"	-	58,64	9 mm

SUPERFICIE . SURFACE FINISH . SURFACE . OBERFLÄCHE




SPESSORE . THICKNESS . ÉPAISSEUR . STAERKE



EK ENERGIE KER	NATURALE RETTIFICATO NATURAL RECTIFIED NATUREL RECTIFIÉ NATUR OBERFLÄCHE KALIBRIERT	NATURALE NATURAL NATUREL NATUR	SPESSORE THICKNESS ÉPAISSEUR STAERKE
61x121 . 24"x48"	41,67	-	9 mm
61x61 . 24"x24"	29,32	-	9 mm
30,4x61 . 12"x24"	27,16	-	9 mm
30,8x61,5 . 12"x24"	-	24,07	9 mm





180x80
71" x 32"

121x121
48" x 48"

FORMATO SIZE		Tipologia Imballaggio	Ingombro	Pz/ Box	M ² / Box	Kg/ Box	Box/ Pal.	M ² / Pal	Kg/ Pal
121x121 RETT	9 mm	PALLET CON SPONDE	143,2x124x56,1	2	2,92	58,24	18	52,56	1100

FORMATO SIZE		Tipologia Imballaggio	Ingombro	Pz/ Box	M ² / Box	Kg/ Box	Box/ Pal.	M ² / Pal	Kg/ Pal
180x80	9 mm	PALLET CON SPONDE	188x97x58	2	2,88	58,06	18	51,84	1100

LA COLLEZIONE DISPONE DI ALTRI FORMATI

AVAILABLE ALSO IN MORE FORMATS

LA COLLECTION COMPLETE DISPOSE DE PLUSIEURS FORMATS

DIE KOLLEKTION UMFASST WEITERE FORMATE



61x121
24" x 48"



61x61
24" x 24"



30,8x61,5
12" x 24"



30,4x61
12" x 24"


GRES PORCELLANATO COLORATO IN MASSA
 PORCELAIN STONEWARE COLOURED IN BODY
 GRÉS CÉRAMÉ COLORÉ DANS LA MASSE
 DURCHGEFÄRBTES FEINSTEINZEUG

EKXTREME	LAPPATO CAMPO PIENO SEMI POLISHED SEMI-POLI BRILLANT GELÄPPT	NATURALE RETTIFICATO NATURAL RECTIFIED NATUREL RECTIFIÉ NATUR REKTIFIZIERT	SPESSORE THICKNESS ÉPAISSEUR STAERKE
180x80 . 71"x32"	-	61,73	9 mm
121x121 . 48"x48"	-	58,64	9 mm

SUPERFICIE . SURFACE FINISH . SURFACE . OBERFLÄCHE



SPESSORE . THICKNESS . ÉPAISSEUR . STAERKE



EK ENERGIE KER	NATURALE RETTIFICATO NATURAL RECTIFIED NATUREL RECTIFIÉ NATUR OBERFLÄCHE KALIBRIERT	NATURALE NATURAL NATUREL NATUR	SPESSORE THICKNESS ÉPAISSEUR STAERKE
61x121 . 24"x48"	41,67	-	9 mm
61x61 . 24"x24"	29,32	-	9 mm
30,4x61 . 12"x24"	27,16	-	9 mm
30,8x61,5 . 12"x24"	-	24,07	9 mm



SUNSTONE NORNE


R10





9 mm
T





V3



180x80
71"x32" 

121x121
48"x48" 

FORMATO SIZE		Tipologia Imballaggio	Ingombro	Pz/ Box	M ² / Box	Kg/ Box	Box/ Pal.	M ² / Pal	Kg/ Pal
121x121 RETT	9 mm	PALLET CON SPONDE	143,2x124x56,1	2	2,92	58,24	18	52,56	1100

FORMATO SIZE		Tipologia Imballaggio	Ingombro	Pz/ Box	M ² / Box	Kg/ Box	Box/ Pal.	M ² / Pal	Kg/ Pal
180x80	9 mm	PALLET CON SPONDE	188x97x58	2	2,88	58,06	18	51,84	1100

LA COLLEZIONE DISPONE DI ALTRI FORMATI


AVAILABLE ALSO IN MORE FORMATS

LA COLLECTION COMPLETE DISPOSE DE PLUSIEURS FORMATS

DIE KOLLEKTION UMFASST WEITERE FORMATE



61x121
24"x48"



61x61
24"x24"



30,8x61,5
12"x24"



30,4x61
12"x24"


GRES PORCELLANATO COLORATO IN MASSA
 PORCELAIN STONEWARE COLOURED IN BODY
 GRÉS CÉRAMÉ COLORÉ DANS LA MASSE
 DURCHGEFÄRBTES FEINSTEINZEUG

EKXTREME	LAPPATO CAMPO PIENO SEMI POLISHED SEMI-POLI BRILLANT GELÄPPT	NATURALE RETTIFICATO NATURAL RECTIFIED NATUREL RECTIFIÉ NATUR REKTIFIZIERT	SPESSORE THICKNESS ÉPAISSEUR STAERKE
180x80 . 71"x32"	-	61,73	9 mm
121x121 . 48"x48"	-	58,64	9 mm

SUPERFICIE . SURFACE FINISH . SURFACE . OBERFLÄCHE



SPESSORE . THICKNESS . ÉPAISSEUR . STAERKE



EK ENERGIE KER	NATURALE RETTIFICATO NATURAL RECTIFIED NATUREL RECTIFIÉ NATUR OBERFLÄCHE KALIBRIERT	NATURALE NATURAL NATUREL NATUR	SPESSORE THICKNESS ÉPAISSEUR STAERKE
61x121 . 24"x48"	41,67	-	9 mm
61x61 . 24"x24"	29,32	-	9 mm
30,4x61 . 12"x24"	27,16	-	9 mm
30,8x61,5 . 12"x24"	-	24,07	9 mm




WOODBREAK



GRES PORCELLANATO COLORATO IN MASSA
 PORCELAIN STONEWARE COLOURED IN BODY
 GRÉS CÉRAMÉ COLORÉ DANS LA MASSE
 DURCHGEFÄRBTES FEINSTEINZEUG

EKXTREME

	LAPPATO CAMPO PIENO SEMI POLISHED SEMI-POLI BRILLANT GELÄPPT	NATURALE RETTIFICATO NATURAL RECTIFIED NATUREL RECTIFIÉ NATUR REKTIFIZIERT	SPESSORE THICKNESS ÉPAISSEUR STAERKE
180x30 . 71"x12"	-	58,64	9 mm
180x20 . 71"x8"	-	55,56	9 mm



180x30
71"x12"



180x20
71"x8"




SUPERFICIE . SURFACE FINISH . SURFACE . OBERFLÄCHE



NATURALE
NATURAL
NATUREL
NATUR

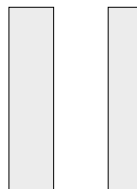
SPESSORE . THICKNESS . ÉPAISSEUR . STAERKE



FORMATO SIZE		Tipologia Imballaggio	Ingombro	Pz/ Box	M ² / Box	Kg/ Box	Box/ Pal.	M ² / Pal	Kg/ Pal
180x20 RETT	9 mm	PALLET CON SPONDE	188x97x58	4	1,44	28,69	36	51,84	1088
180x30 RETT	9 mm	PALLET CON SPONDE	188x97x58	3	1,62	32,90	30	48,60	1042

LA COLLEZIONE DISPONE DI ALTRI FORMATI

AVAILABLE ALSO IN MORE FORMATS
 LA COLLECTION COMPLÈTE DISPOSE DE PLUSIEURS FORMATS
 DIE KOLLEKTION UMFASST WEITERE FORMATE



30x121 . 12"x48"
20x121 . 8"x48"

	SABBIATO ANTISLIP ANTIDÉRAPANT RAU	RETTIFICATO RECTIFIED RECTIFIÉ REKTIFIZIERT	SPESSORE THICKNESS ÉPAISSEUR STAERKE
30x121 . 12"x48"	-	40,12	9 mm
20x121 . 8"x48"	41,67	40,12	9 mm



HEMLOCK

LARCH

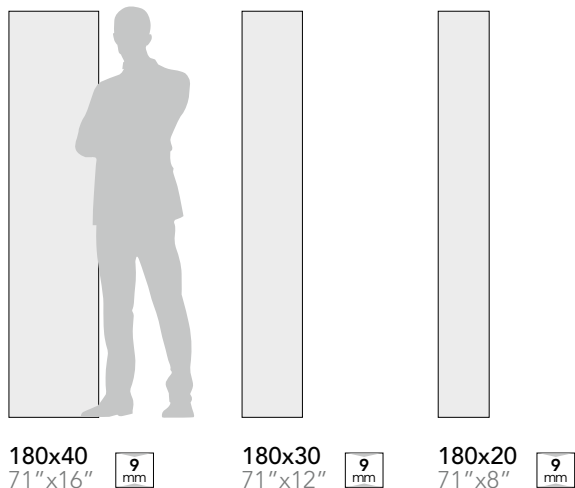
OAK

EBONY






EKXTREME	LAPPATO CAMPO PIENO SEMI POLISHED SEMI-POLI BRILLANT GELÄPPT	NATURALE RETTIFICATO NATURAL RECTIFIED NATUREL RECTIFIÉ NATUR REKTIFIZIERT	SPESSORE THICKNESS ÉPAISSEUR STAERKE
180x40 . 71"x16"	-	58,64	9 mm
180x30 . 71"x12"	-	58,64	9 mm
180x20 . 71"x8"	-	55,56	9 mm



SUPERFICIE . SURFACE FINISH . SURFACE . OBERFLÄCHE

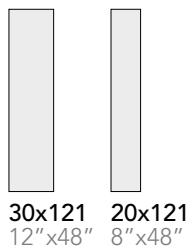


SPESSORE . THICKNESS . ÉPAISSEUR . STAERKE



FORMATO SIZE		Tipologia Imballaggio	Ingombro	Pz/ Box	M ² / Box	Kg/ Box	Box/ Pal.	M ² / Pal	Kg/ Pal
180x20 RETT	9 mm	PALLET CON SPONDE	188x97x58	4	1,44	28,69	36	51,84	1088
180x30 RETT	9 mm	PALLET CON SPONDE	188x97x58	3	1,62	32,90	30	48,60	1042
180x40 RETT	9 mm	PALLET CON SPONDE	188x97x58	2	1,44	29,25	36	51,84	1108

LA COLLEZIONE DISPONE DI ALTRI FORMATI
 AVAILABLE ALSO IN MORE FORMATS
 LA COLLECTION COMPLÈTE DISPOSE DE PLUSIEURS FORMATS
 DIE KOLLEKTION UMFASST WEITERE FORMATE



	SABBIATO ANTISLIP ANTIDÉRAPANT RAU	RETTIFICATO RECTIFIED RECTIFIÉ REKTIFIZIERT	SPESSORE THICKNESS ÉPAISSEUR STAERKE
30x121 . 12"x48"	41,67	40,12	9 mm
20x121 . 8"x48"	41,67	40,12	9 mm

WHITE

BEIGE

NUT


GREY



STAMPA DIGITALE - TERZO FUOCO



CURTAIN
 lappato campo pieno | semi polished
 semi-poli brillant | geläppt
270x120
 106"x48" 6 mm 2.400/pz




KALEIDOSCOPE
 rettificato | rectified | rectifié | rektifiziert
270x120
 106"x48" 6 mm 1.697,53/pz




EDEN
 rettificato | rectified | rectifié | rektifiziert
270x120
 106"x48" 6 mm 1.697,53/pz




KLIMT
 lappato campo pieno | semi polished
 semi-poli brillant | geläppt
270x120
 106"x48" 6 mm 1.950/pz



OPTICAL
 rettificato | rectified | rectifié | rektifiziert
270x120
 106"x48" 6 mm 1.950/pz



ABSTRACT
 rettificato | rectified | rectifié | rektifiziert
270x120
 106"x48" 6 mm 1.950/pz

FORMATO SIZE	 Tipologia Imballaggio	Ingombro	M ² / Pz	Kg/ Pz	Pz/ Pal.	M ² / Cassa	Kg/ Cassa
270x120	6 mm CASSA	283x132x39	3,24	46,65	20	64,8	1040
270x120	6 mm CAVALLETTO	280x75x155	3,24	46,65	40	129,6	2021


INCISIONE A BASSORILIEVO



HELLAS
 lappato campo pieno | semi polished
 semi-poli brillant | geläpft
270x120
 106"x48" 6 mm 2.006,17/pz

FLOYD TELLURIUM
 rettificato | rectified | rectifié | rektifiziert
270x120
 106"x48" 6 mm 1.851,85/pz

SHARP
 rettificato | rectified | rectifié | rektifiziert
270x120
 106"x48" 6 mm 1.851,85/pz




LASER
 rettificato | rectified | rectifié | rektifiziert
270x120
 106"x48" 6 mm 1.851,85/pz

FLOYD PALLADIUM
 rettificato | rectified | rectifié | rektifiziert
270x120
 106"x48" 6 mm 1.851,85/pz

POCKED
 rettificato | rectified | rectifié | rektifiziert
270x120
 106"x48" 6 mm 1.851,85/pz

FORMATO SIZE	Tipologia Imballaggio	Ingombro	M ² / Pz	Kg/ Pz	Pz/ Pal.	M ² / Cassa	Kg/ Cassa
270x120	6 mm CASSA	283x132x39	3,24	46,65	20	64,8	1040
270x120	6 mm CAVALLETTO	280x75x155	3,24	46,65	40	129,6	2021

APPLICATION DESIGN




VASCA LAVABO DA APPOGGIO
Con piletta click clack in acciaio inox

SURFACE-MOINTED WASHBASIN
With stainless steel click clack drain

Dim: 60L x 40P x 15H	2.314,81
-----------------------------	----------

Copertura interna inclinata per vasca lavabo da appoggio (inclusa)
Angled internal washbasin cover (included)




TOP LAVABO INTEGRATO VASCA GRANDE
Con piletta click clack in acciaio inox

INTEGRATED TOP WITH LARGE WASHBASIN
With stainless steel click clack drain

Dim: 90L x 55P x 15H *	2.777,78
Dim: 120L x 55P x 15H *	3.086,42

Copertura interna inclinata per vasca lavabo da appoggio (inclusa)
Angled internal washbasin cover (included)




TOP LAVABO INTEGRATO 1 VASCA
Con piletta click clack in acciaio inox

INTEGRATED TOP WITH 1 WASHBASIN
With stainless steel click clack drain

Dim: 90L x 55P x 15H * **	2.777,78
Dim: 120L x 55P x 15H * **	3.055,56
Dim: 121<L< x 240 x 55P x 15H * **	+12,35 €/cm L

Copertura interna inclinata per vasca lavabo da appoggio (inclusa)
Angled internal washbasin cover (included)



TOP LAVABO INTEGRATO 2 VASCHE
Con piletta click clack in acciaio inox

INTEGRATED TOP WITH LARGE WASHBASIN
With stainless steel click clack drain

Dim: 160L x 55P x 15H * ***	4.629,63
Dim: 200L x 55P x 15H * ***	4.938,27
Dim: 240L x 55P x 15H * ***	5.401,23

Copertura interna inclinata per vasca lavabo da appoggio (inclusa)
Angled internal washbasin cover (included)




LAVABO A SEMICOLONNA

Scarico sempre aperto.

PEDESTAL-MOUNTED WASHBASIN

Always-open drain.

Dim: 50L x 50P x 40H	3.055,56
----------------------	----------



LAVABO A COLONNA

Scarico sempre aperto.


Foro per lo scarico posizionabile a terra o a parete.

PEDESTAL-MOUNTED WASHBASIN

Always-open drain.

Waste hole can be placed on the ground or on the floor.


Dim: 50L x 50P x 85H	4.290,12
----------------------	----------



TOP PORTA LAVABO

WASHBASIN TOP

Dim: 90L x 55P x 8H * **	1.388,89
Dim: 120L x 55P x 8H * **	1.635,80
Dim: 121<L<240 x 35P x 4H * **	+12,35 €/cm L



TOP PORTA OGGETTI

VANITY TOP

Dim: 90L x 35P x 4H **	1.234,57
Dim: 120L x 35P x 4H **	1.388,89
Dim: 121<L<240 x 35P x 4H **	+12,35€/cm L



PIATTO DOCCIA

SHOWER TRAY

Dim: 120L x 80Px4H	1.913,58
Dim: 120L x 90P x 4H	2.160,49
Dim: 140L x 80P x 4H	2.222,22
Dim: 140L x 90P x 4H	2.530,86
Dim: 160L x 80P x 4H	2.592,59
Dim: 160L x 90P x 4H	2.839,51

Canale di scarico in acciaio inox per piatto doccia | 771,60
Stainless steel shower channel

* Specificare posizionamento fori per rubinetteria se necessario
Specify position of top holes only when necessary

** Art. ordinabile on demand con lunghezza superiore a 120 cm e fino a 240 cm
Item can be ordered on demand in lengths from 120 cm to 240 cm

*** Art. ordinabile on demand con lunghezza superiore a 100 cm e fino a 220 cm
Item can be ordered on demand in lengths from 100 cm to 220 cm

RIEPILOGO DI GAMMA

PRODUCTS OVERVIEW.
RÉSUMÉ DE GAMME.
PROGRAMMUEBERSICHT.

EKXTREME

	324x163 127"x64"		320x160 126"x63"			270x120 106"x48"			180x80 71"x32"		180x40 71"x16"	180x30 71"x12"	180x20 71"x8"	120x120 48"x48"	
	12 mm		6 mm			6 mm			9 mm		9 mm	9 mm	9 mm	9 mm	
	LCP	SILK	NAT RETT	LCP	Book Match LCP	NAT RETT	LCP	Book Match LCP	NAT RETT	LCP	NAT RETT	NAT RETT	NAT RETT	NAT RETT	LCP
AGATA BLUE	•	•		•			•	•							
AGATA OYSTER							•	•							
AGATHÒS ANTHRACITE						•									
AGATHÒS GREY						•									
AGATHÒS MULTICOLOR						•									
AGATHÒS WHITE						•									
BERNINI	•	•		•	•	•	•	•	•	•				•	•
CALACATTA	•	•		•		•	•			•				•	•
CALACATTA GOLD				•		•	•	•		•					•
CALACATTA MINT							•	•							
CALACATTA OCEANIC						•	•	•							
CASHMERE VISIONE							•			•					
CEPPO DI GRÈ GREY		•				•								•	
CEPPO DI GRÈ WHITE/ANTHRACITE														•	
CITY PLASTER BEIGE				•		•	•								
CITY PLASTER GREY				•		•	•								
CITY PLASTER MULTICOLOR				•		•	•								
CITY PLASTER WHITE				•		•	•								
CONCEPT ANTHRACITE						•								•	
CONCEPT GREIGE						•								•	
CONCEPT PEARL						•								•	
DECOR SLABS						•	•								
DOLOMITE	•	•		•		•	•			•				•	•
FLATIRON BLACK						•								•	
FLATIRON SILVER						•								•	
FLATIRON WHITE						•								•	
LASA				•		•	•			•					
LOFT ASH						•								•	
LOFT TAUPE						•								•	
MAGNETIC BLACK						•									
MAGNETIC BRONZE						•									
MAGNETIC DARK GREY						•									
MAGNETIC GREY						•									
MARQUIÑA	•	•		•		•	•			•					

I formati 120x270, 121x270, 160x320 e 163x324, e i prodotti con "effetto marmo" hanno impasti colorati in massa Bianchi o Neri.

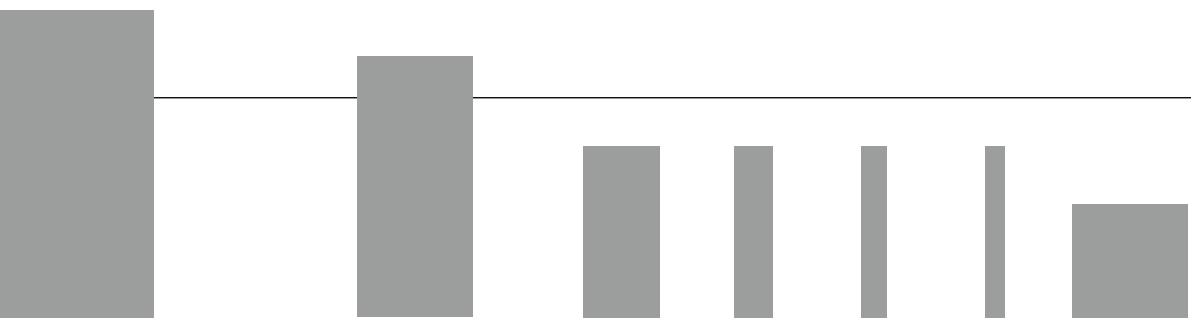
Per tutti gli altri effetti "Cementi, Metalli, Pietre e Legni" e formati, l'impasto utilizzato è colorato in massa macinato a secco.

The sizes 120x270, 160x320 and 163x324, in "marble effect" are manufactured using a coloured white or black body. for all the other "cement, metals, stones and woods look" and sizes, the body used is coloured in dry pressed mass.

RIEPILOGO DI GAMMA

PRODUCTS OVERVIEW.
RÉSUMÉ DE GAMME.
PROGRAMMUEBERSICHT.

EKXTREME



	324x163 127"x64"		320x160 126"x63"			270x120 106"x48"			180x80 71"x32"	180x40 71"x16"	180x30 71"x12"	180x20 71"x8"	120x120 48"x48"		
	12 mm		6 mm			6 mm			9 mm		9 mm	9 mm	9 mm	9 mm	
	LCP	SILK	NAT RETT	LCP	Book Match LCP	NAT RETT	LCP	Book Match LCP	NAT RETT	LCP	NAT RETT	NAT RETT	NAT RETT	NAT RETT	LCP
ONICE GOLD							•							•	
ONICE GREY							•							•	
ONYX BLUE							•		•						
ONYX WHITE							•		•						
OXIDATO LITHIUM			•			•								•	
OXIDATO PALLADIUM			•			•								•	
OXIDATO TELLURIUM			•			•								•	
OXIDATO TITANIUM			•			•								•	
OXIDATO VANADIUM			•			•									
PADOUK										•	•	•			
PARKER ANTHRACITE						•								•	
PARKER GREY						•								•	
PARKER SILVER						•								•	
PARKER SMOKE						•								•	
PIETRAGREY FOG						•	•							•	
PIETRAGREY TAUPE						•	•							•	
PIETRAGREY WHITE														•	
SAHARA NOIR BLACK	•	•		•		•	•		•					•	
SAHARA NOIR WHITE	•	•		•		•	•		•					•	
SELECT BIANCO/FUMO														•	
SELECT CENERE		•												•	
SELECT CREMA		•												•	
SELECT NEBBIA		•												•	
SELECT PIOMBO		•												•	
STATUARIO IMPERIALE	•			•		•	•		•					•	
SUNSTONE ALOF									•					•	
SUNSTONE LOKI									•					•	
SUNSTONE NORNE									•					•	
TOTAL BLACK		•													
TOTAL WHITE		•													
WOODBREAK											•	•			

I formati 120x270, 121x270, 160x320 e 163x324, e i prodotti con "effetto marmo" hanno impasti colorati in massa Bianchi o Neri.

Per tutti gli altri effetti "Cementi, Metalli, Pietre e Legni" e formati, l'impasto utilizzato è colorato in massa macinato a secco.

The sizes 120x270, 160x320 and 163x324, in "marble effect" are manufactured using a coloured white or black body. for all the other "cement, metals, stones and woods look" and sizes, the body used is coloured in dry pressed mass.

INFORMAZIONI TECNICHE

TECHNICAL INFORMATION.
SPÉCIFICATIONS TECHNIQUES.
TECHNISCHE INFORMATION.

Le lastre, per le loro dimensioni, necessitano di cautela sia nell'imballaggio che nella movimentazione. Qui di seguito alcune pratiche indicazioni su cavalletti, casse e modalità di trasporto che garantiscono spostamenti sicuri e pratici.

The stone slabs, due to their size, need to be handled carefully in the packaging stage, the shipment stage and installation stage. Here is some practical information on packaging and means of transport that guarantee safe and practical movements.

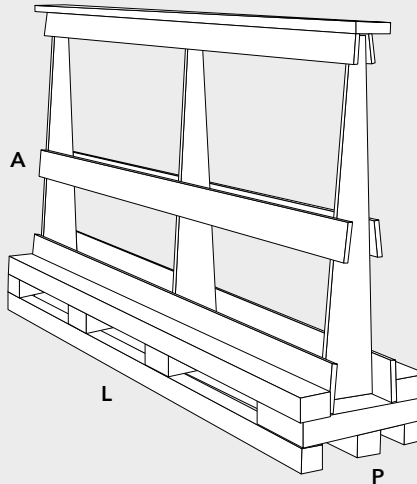
En raison de leur grande dimension, les dalles nécessitent de prudence soit au niveau de l'emballage soit dans la manipulation. Voici quelques informations pratiques par rapport à les chevalets, les caisses et les modalités de transport qui garantissent une manipulation sécurisée.

Aufgrund Ihrer Größe müssen die Platten speziell verpackt und vorsichtig gehandhabt werden. Hier sind einige praktische Informationen zu Lagerung, Verpackungskisten und Transportmitteln die eine sichere und praktische Materialbewegung garantieren.

TIPOLOGIE DI IMBALLAGGIO

PACKAGING
TYPOLOGIE DE L'EMBALLAGE
VERPACKUNGSARTEN

CAVALLETTO - A-FRAME - CHEVALET - STÄNDER



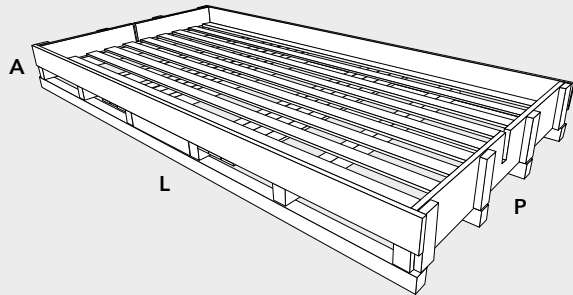
L:330 x P:75 x A:200 cm - € 200

Formato lastre - Slab size - Dimension des dalles - Plattenformat: 324x163 - 320x160

L:280 x P:75 x A:155 cm - € 170

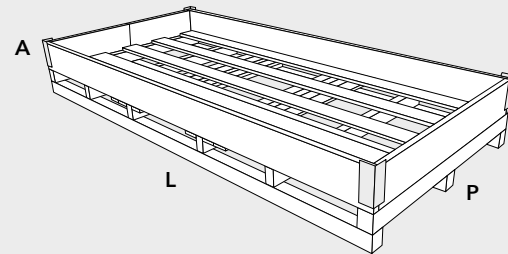
Formato lastre - Slab size - Dimension des dalles - Plattenformat: 270x121 - 270x120

CASSA - CRATE - CAISSE - KISTE



L:343,2 x P:172,6 x A:36 - € 105

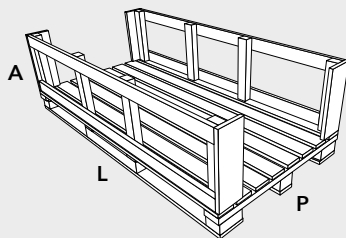
Formato lastre - Slab size - Dimension des dalles - Plattenformat
324x163 - 320x160



L:283 x P:132 x A:39 - € 85

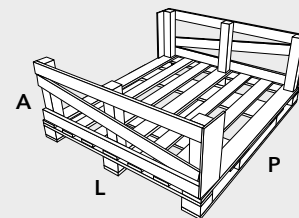
Formato lastre - Slab size - Dimension des dalles - Plattenformat
270x121 - 270x120

PALLET CON SPONDE - PALLET - PALETTES - PALLET



L:188 x P:97 x A:58 - € 30

Formato lastre - Slab size - Dimension des dalles - Plattenformat
180x80 - 180x40 - 180x30 - 180x20



L:143,2 x P:124 x A:56,1

Formato lastre - Slab size - Dimension des dalles - Plattenformat
121x121 - 120x120

Per imballi contenenti un numero di scatole minori di 10 sono previsti anche degli imballi speciali.

Special picking packaging is available for less than 10 pcs.

Pour les emballages contenant un nombre de boîtes inférieur à 10, ils sont prévus aussi de conditionnements spéciaux.

Lieferungen von weniger als 10 Kartons werden in Speziellen Verpackungen geliefert.

Per carichi misti tra vari formati contattare l'azienda per la soluzione migliore.


Should you fit multiple sizes packing, please contact us in order to maximize the best composition (max sqmts load)

Pour tout chargement en mélange avec différents formats, contactez s'il vous plaît l'usine à fin de trouver la solution la plus adaptée.

Bei Verladungen von verschiedenen Formaten wenden Sie sich an das Unternehmen, um die beste Lösung zu erfragen.

TABELLA PESI E MISURE

WEIGHTS AND MEASURES TABLE CONDITIONNEMENT GEWICHT UND MASSTABELLE

FORMATO SIZE FORMAT FORMAT		Tipologia Imballaggio	Ingombro	Pz/Box	M ² /Box	Kg/Box	Box/Pal	M ² /Pal	Kg/Pal
20x180 RETT **	9	pallet con sponde pallet	188x97x58	4	1,44	28,69	36	51,84	1.088
30x180 RETT **	9	pallet con sponde pallet	188x97x58	3	1,62	32,90	30	48,6	1.042
40x180 RETT **	9	pallet con sponde pallet	188x97x58	2	1,44	29,25	36	51,84	1.108
80x180 RETT/LCP **	9	pallet con sponde pallet	188x97x58	2	2,88	58,06	18	51,84	1.100
120x120 RETT/LCP **	9	pallet con sponde pallet	143,2x124x56,1	2	2,88	58,24	18	51,84	1.100
121x121 RETT **	9	pallet con sponde pallet	143,2x124x56,1	2	2,92	58,24	18	52,56	1.100

FORMATO SIZE FORMAT FORMAT		Tipologia Imballaggio	Ingombro	M ² /Pz	Kg/Pz	Pz/Pal	M ² /Cassa	Kg/Cassa
120x270 RETT/LCP *	6	cassa crate	283x132x39	3,24	46,65	20	64,8	1.040
		cavalletto a-frame	280x75x155	3,24	46,65	40	129,6	2.021
121x270 RETT *	6	cassa crate	283x132x39	3,27	46,65	20	65,4	1.040
		cavalletto a-frame	280x75x155	3,27	46,65	40	130,8	2.021
160x320 LCP *	6	cassa crate	172,6x343,2x36	5,12	78,13	16	81,92	1.403
		cavalletto a-frame	330x75x200	5,12	78,13	32	163,84	2.690
160x320 RETT *	6	cassa crate	172,6x343,2x36	5,12	76,38	16	81,92	1.375
		cavalletto a-frame	330x75x200	5,12	76,38	32	163,84	2.633
163x324 LCP *	12	cassa crate	172,6x343,2x36	5,28	145,50	8	42,24	1.317
		cavalletto a-frame	330x75x200	5,28	145,50	16	84,48	2.517
163x324 SILK *	12	cassa crate	172,6x343,2x36	5,28	145,50	8	42,24	1.317
		cavalletto a-frame	330x75x200	5,28	145,50	16	84,48	2.517

*** ATTENZIONE, sovrapporre max 4 palette alla volta.**
 WARNING: storage up to maximum 4 stacked pallets.
 FAIRE ATTENTION ! Le materiel peut etre empilé par 4 palettes à la fois maximum.
 ACHTUNG. Max. 4 Paletten stapeln.

**** ATTENZIONE, sovrapporre max 8 casse alla volta.**
 WARNING: storage up to maximum 8 stacked crates.
 FAIRE ATTENTION ! Le materiel peut etre empilé par 8 caisses à la fois maximum.
 ACHTUNG. Max. 8 Verpackungskisten stapeln.

MOVIMENTAZIONE DEGLI IMBALLI

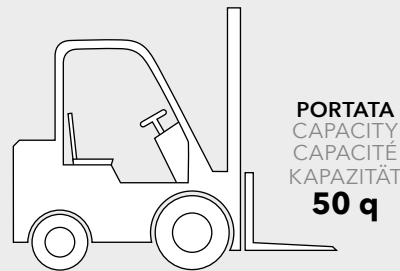
ON-SITE SLABS HANDLING.
MANIPULATION DES GRANDES DALLES SUR LE CHANTIER.
VERARBEITUNG DER GROSSFORMATPLATTEN AUF DER BAUSTELLE.

Per una corretta e sicura movimentazione di casse, cavalletti e pallett si raccomanda l'utilizzo di un carrello elevatore con portata di 50 quintali e con forche di lunghezza pari almeno a 250 cm.

For a correct and safe handling of crates, A-frame and pallets, it is recommended to use a forklift with a capacity of 5 tons and with forks at least 250 cm long.

Pour une manipulation correcte et sécurisée des caisses, des tréteaux et des palettes, nous recommandons l'utilisation d'un chariot élévateur avec une capacité de 50 quintaux et avec des fourches d'une longueur d'au moins 250 cm.

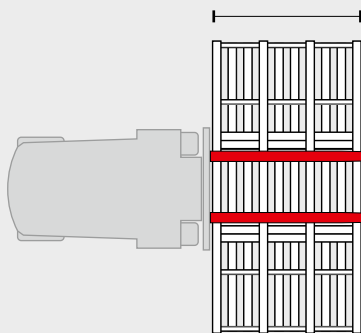
Für eine korrekte und sichere Handhabung von Kisten, Böcken und Paletten empfehlen wir die Verwendung eines Gabelstaplers mit einer Kapazität von 50 Doppelzentner mit Gabeln einer Länge von mindestens 250 cm.



PRESA LATO LUNGO
LONG SIDE GRIP
PRISE PAR LE CÔTÉ LONG
LANGE SEITE

LUNGHEZZA FORCHE
FORK LENGTH
LONGUEUR DES FOURCHES
GABELLÄNGE

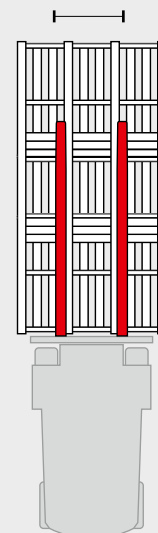
180 cm



PRESA LATO CORTO
SHORT SIDE GRIP
PRISE PAR LE CÔTÉ COURT
KURZE SEITE

LARGHEZZA FORCHE
FORK WIDTH
LARGEUR DES FOURCHES
LARGHEZZA FORCHE

60 cm



COMPOSIZIONI DI CARICO

LOAD LAYOUT COMPOSITION DU CHARGEMENT ZUSAMMENSETZUNG DE BESTANDTEILE

CAMION BILICO - CAMION BILICO - CAMION BILICO - CAMION BILICO 13,6m x 2,5m

		Mq	Peso
		9 mm	9 mm
Full 120x120	Nr. 20 Palette da 18 sc - rimangono nr 10 spazi per europallet (80x120) Nr. 20 Pallet including 18 pcs each – remain 10 free spaces for standard europallet (80x120)	1051,20	22056
Full 120x270	Nr. 20 Casse da 20 pz - rimangono nr 8 spazi per europallet (80x120) Nr. 20 Crates including 20 pcs each – remain 8 free spaces for standard europallet (80x120)	1308,00	21200
		6 mm	6 mm
Full 160x320	Nr. 15 Casse da 16 pz Nr. 15 Crates including 16 pcs each	1228,80	20700
	Nr. 11 Cavalletti da 32 pz Nr. 11 A-frame including 32 pcs each	1802,24	28968
		12 mm	12 mm
Full 164x324	Nr. 15 Casse da 8 pz Nr. 15 Crates including 8 pcs each	633,60	19755
	Nr. 12 Cavalletti da 16 pz Nr. 12 A-frame including 16 pcs each	1013,76	30204

CONTAINER 20 PIEDI

		Mq	Peso
Full 120x120	Nr. 16 Palette da 18 sc + nr 4 cavalletti da 18 sc Nr. 16 Pallet including 18 pcs each + nr. 4 A-frame including 18 pcs each	1051,12	22180
Full 120x270	A Nr. 10 Casse da 20 pz Nr. 10 Crates including 20 pcs each	654,00	10600
	B Nr. 6 Cavalletti da 40 pz Nr. 6 A-frame including 40 pcs each	784,80	12639
	C Nr. 10 Casse da 20 pz + nr 2 cavalletti da 40 pz Nr. 10 A-frame including 20 pcs each + nr. 2 A-frame including 40 pcs each	915,60	14813
Full 160x320	A Nr. 5 Casse da 16 pz - rimangono nr 5 spazi per palette 80x120 Nr. 5 Crates including 16 pcs each – remain 5 free spaces for standard pallet 80x120	409,60	6900
	B Nr. 3 Cavalletti da 32 pz - rimangono nr 5 spazi per palette 80x120 Nr. 3 A-frame including 32 pcs each – remain 5 free spaces for standard pallet 80x120	491,52	7900
Full 164x324	A Nr. 5 Casse da 8 pz - rimangono nr 5 spazi per palette 80x120 Nr. 5 Crates including 8 pcs each – remain 5 free spaces for standard pallet 80x120	211,20	6585
	B Nr. 3 Cavalletti da 16 pz - rimangono nr 5 spazi per palette 80x120 Nr. 3 A-frame including 16 pcs each – remain 5 free spaces for standard pallet 80x120	253,44	7551

CONTAINER 40 PIEDI

		Mq	Peso
Full 120x120	A Nr. 24 Palette da 18 sc Nr. 24 Pallet including 18 pcs each	1261,44	26467
Full 120x270	A Nr. 20 Casse da 20 pz Nr. 20 A-frame including 20 pcs each	1308,00	21200
	B Nr. 12 Cavalletti da 40 pz Nr. 12 A-frame including 40 pcs each	1569,60	25279
	C Nr. 17 Casse da 20 pz + nr 4 cavalletti da 40 pz Nr. 17 A-frame including 20 pcs each + nr. 4 A-frame including 40 pcs each	1635,00	26446
Full 160x320	A Nr. 15 Casse da 16 pz - rimangono nr 2 spazi per palette 80x120 Nr. 15 Crates including 16 pcs each – remain 2 free spaces for standard pallet 80x120	1228,80	20700
	B Nr. 9 Cavalletti da 32 pz - rimangono nr 3 spazi per palette 80x120 Nr. 9 A-frame including 32 pcs each – remain 3 free spaces for standard pallet 80x120	1474,56	23697
Full 164x324	A Nr. 15 Casse da 8 pz - rimangono nr 2 spazi per palette 80x120 Nr. 15 Crates including 8 pcs each – remain 2 free spaces for standard pallet 80x120	633,60	19755
	B Nr. 9 Cavalletti da 16 pz - rimangono nr 3 spazi per palette 80x120 Nr. 9 A-frame including 16 pcs each – remain 3 free spaces for standard pallet 80x120	760,32	22653

Per carichi misti tra vari formati contattare l'azienda per la soluzione migliore.

Should you fit multiple sizes packing, please contact us in order to maximize the best composition (max sqmts load)
Pour tout chargement en mélange avec différents formats, contactez s'il vous plaît l'usine à fin de trouver la solution la plus adaptée.
Bei Verladungen von verschiedenen Formaten wenden Sie sich an das Unternehmen, um die beste Lösung zu erfragen.

MOVIMENTAZIONE DELLE LASTRE IN CANTIERE

ON-SITE SLABS HANDLING.
MANIPULATION DES GRANDES DALLES SUR LE CHANTIER.
VERARBEITUNG DER GROSSFORMATPLATTEN AUF DER BAUSTELLE.

Per la movimentazione di lastre singole sono assolutamente necessari degli organi di presa a ventose ed eventualmente anche un carrello con ruote per il trasporto.

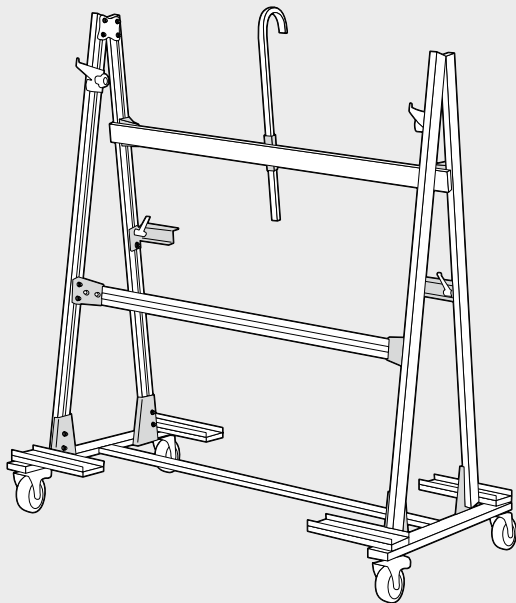
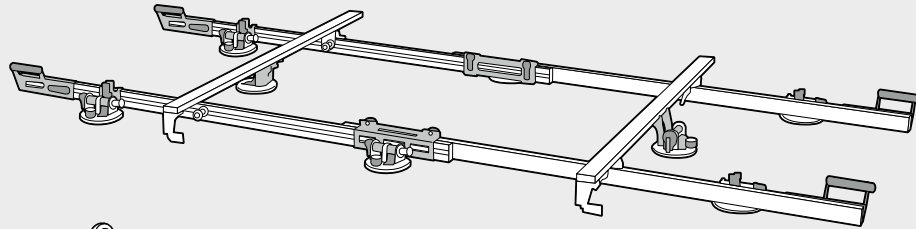
Suction cups are absolutely necessary for the handling of each slab and, where appropriate, a trolley can also be used.

La manipulation des plaques individuelles necessite imperativement de dispositifs dotés de ventouses et éventuellement aussi un chariot avec des roues pour en faciliter le transport.

Zur Handhabung von Einzelplatten sind Greifvorrichtungen mit Saugnäpfen und möglicherweise auch ein Wagen mit Rädern für den Transport nötig.

TELAIO DI MOVIMENTAZIONE DOTATO DI VENTOSE

Handling frame equipped with suction cups
Châssis doté de ventouses
Transportrahmen mit Saugnäpfen



CARRELLO CON RUOTE
Wheeled trolley
Chariot à roues
Rollgestell



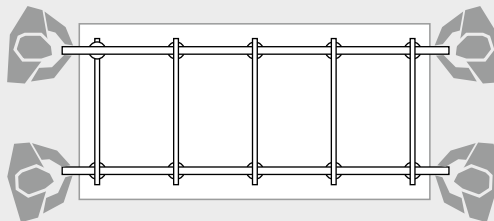
BANCO DA LAVORO
Working table
Table de travail
Arbeitstisch

Inoltre, le elevate dimensioni delle lastre richiedono grande cautela e attenzione in tutti gli spostamenti. Per il formato 160x320 è necessaria la presenza di quattro operatori contemporaneamente e la movimentazione della lastra deve sempre seguire il lato lungo, al fine di evitare urti o eccessive flessioni.

In addition, the dimensions of the slabs require great caution and attention in all movements. For the 160x320 format the presence of four operators at the same time is compulsory and the slabs must be handled on the long side, in order to avoid bumps or excessive bending.

De plus, les dimensions élevées des dalles exigent beaucoup de prudence et d'attention dans tous les mouvements. Pour le format 160x320 est nécessaire la présence de quatre opérateurs à la fois et le mouvement de la plaque doit toujours suivre le côté long, à fin d'éviter des chocs ou une flexion excessive.

Außerdem erfordern die Dimensionen dieser Platten bei allen Bewegungen große Vorsicht und Aufmerksamkeit. Für das Format 160x320 sind zur Vermeidung großer Biegungen stets 4 Personen zur Bewegung oder Umlagerung der Platten notwendig und eine Umlagerung sollte immer mit entsprechender Unterstützung der langen Seite erfolgen.



Dimensioni e peso dei formati della gamma **EKXTREME** richiedono apposite misure di sicurezza per consentire agli operatori di lavorare senza pericoli, evitando così possibili rotture delle lastre stesse.

The dimensions and weight of the **EKXTREME** line require specific safety measures to allow operators to work safely and to avoid any possible breakages of the slabs.












Les dimensions et poids de la gamme **EKXTREME** nécessitent des mesures de sécurité spécifiques pour permettre aux opérateurs de travailler sans risques, évitant ainsi de possibles ruptures de plaques.

Maße und Gewichte der **EKXTREME**-Reihe erfordern spezifische Sicherheitsmaßnahmen damit die Bediener gefahrlos arbeiten können und ein eventueller Plattenbruch vermieden wird.

CARATTERISTICHE TECNICHE

TECHNICAL FEATURES. CARACTÉRISTIQUES TECHNIQUES. TECHNISCHE DATEN.

CARATTERISTICHE TECNICHE GRÈS PORCELLANATO - CONFORMI A NORME EUROPEE EN 14411 APPENDICE G GRUPPO BIa CON E ≤ 0,5 %
 TECHNICAL SPECIFICATIONS OF PORCELAIN - CONFORMING TO EUROPEAN STANDARDS EN 14411 APPENDICE G GRUPPO BIa CON E ≤ 0,5 %
 CARACTÉRISTIQUES TECHNIQUES DU GRÈS CÉRAMÉ - CONFORMES AUX NORMES EUROPÉENNES EN 14411 APPENDICE G GRUPPO BIa CON E ≤ 0,5 %
 TECHNISCHE EIGENSCHAFTEN FÜR FEINSTEINZEUG - GEMÄSS DEN EUROPÄISCHEN NORMEN EN 14411 APPENDICE G GRUPPO BIa CON E ≤ 0,5 %

Caratteristica tecnica Physical properties Caractéristique technique Technische Daten	Metodica di prova Testing method Norme d'essais Prüfverfahren	Riferimento norma Reference standard Référence norme Standardwert	Valore prodotto Product values Valeur produit Produkt Werte	
			Naturale non rettificato	Rettificato e Levigato
 Dimensioni Sizes Dimensions Abmessungen	EN ISO 10545-2	Lunghezza e larghezza / Length and width Longueur et largeur / Länge und Breite	Conforme Conforming Conforme Erfüllt	Conforme Conforming Conforme Erfüllt
		Spessore / Thickness / Epaisseur / Stärke		
		Rettilineità spigoli / Linearity Rectitude des arêtes / Kantengeradheit		
		Ortogonalità / Wedging / Orthogonalité / Rechtwinkligkeit		
		Planarità / Surface Flatness / Planéité / Ebenflächigkeit		
Aspetto: percentuale di piastrelle accettabili nel lotto Appearance: percentage of acceptable tiles, per lot Aspect: pourcentage de carreaux acceptables sur la fourniture totale Oberflächenbeschaffenheit: Prozentsatz der Fliesen, die den geforderten wEigenschaften entsprechen				
 Assorbimento d'acqua % Water absorption % Absorption d'eau % Wasseraufnahme %	EN ISO 10545-3	E ≤ 0,5% (individual Max. 0,6%)	Conforme Conforming Conforme Erfüllt	
 Conforme Conforming Conforme Erfüllt Sforzo di rottura Breakage resistance Résistance a la rupture Bruchlast	EN ISO 10545-4	Valore medio ≥ 35 N/mm ² (individual Min. 32 N/mm ²)	Conforme Conforming Conforme Erfüllt	
		Sp. < = 7,5 mm: min 700 N Sp. ≥ 7,5 mm: min 1300 N	Conforme Conforming Conforme Erfüllt	
 Resistenza all'abrasione profonda Scratch resistance Résistance à l'abrasion Bestimmung des Widerstandes gegen tiefen Verschleib	EN ISO 10545-6	Max. 175 mm ³	Conforme Conforming Conforme Erfüllt	
 Resistenza all'abrasione Abrasion resistance Résistance à l'abrasion Widerstand gegen Verschleiss	EN ISO 10545-7	Classe di abrasione Abrasion Class Résistance à l'abrasion Abriebklasse	III - V	
 Coefficiente di dilatazione termica lineare Thermal expansion coefficient Coefficient de dilatation thermique linéaire Wärmeausdehnung	EN ISO 10545-8	Valore dichiarato Declared value Valeur déclaré Angegebener Wert	6,5x10 ⁻⁶ °C	
 Resistenza agli sbalzi termici Thermal shock resistance Résistance aux écarts de température Temperaturwechselbeständigkeit	EN ISO 10545-9	Test superato in accordo con iso 10545-1 Pass according to iso 10545-1 Pv en accord avec norme en 10545-1 Test ueberstanden nach ISO 10545-1	Resistente Resistant Résistants Widerstandsfähig	
 Resistenza al gelo Frost resistance Résistance au gel Frostbeständigkeit	EN ISO 10545-12	Test superato in accordo con iso 10545-1 Pass according to iso 10545-1 Pv en accord avec norme en 10545-1 Test ueberstanden nach ISO 10545-1	Resistente Resistant Résistants Widerstandsfähig	
 Resistenza a basse concentrazioni di acidi e alcali Resistance to low concentrations of acids and alkali Résistance à des basses concentrations d'acides et bases Beständigkeit gegen schwach konzentrierte säuren und laugen Resistenza ad alte concentrazioni di acidi e alcali Resistance to high concentrations of acids and alkali Résistance à des hautes concentrations d'acides et bases Beständigkeit gegen stark konzentrierte säuren und laugen Resistenza ai prodotti chimici di uso domestico e agli additivi per piscina Resistance to domestic chemicals and additives for swimming pools Résistance aux prod. chimiques d'usage domestique et additifs pour piscines Beständigkeit gegen chemische haushaltsreiniger und zusatzstoffe für schwimmbäder	EN ISO 10545-13	Valore dichiarato Declared value Valeur déclaré Angegebener Wert	Vedi scheda tecnica prodotto See product technical sheet Verifiez s'il vous plait la fiche technique du produit Siehe technisches produktblatt	
		Valore dichiarato Declared value Valeur déclaré Angegebener Wert	Vedi scheda tecnica prodotto See product technical sheet Verifiez s'il vous plait la fiche technique du produit Siehe technisches produktblatt	
		MIN CLASS B	Vedi scheda tecnica prodotto See product technical sheet Verifiez s'il vous plait la fiche technique du produit Siehe technisches produktblatt	
 Determinazione della resistenza alle macchie Resistance to staining Définition de la résistance aux taches Flächendaubeständigkeit	EN ISO 10545-14	Glazed tiles: MIN CLASS 3	Vedi scheda tecnica prodotto See product technical sheet	
		Unglazed tiles: AS DECLARED	Verifiez s'il vous plait la fiche technique du produit Siehe technisches produktblatt	
 Coefficiente di attrito (Scivolosità) Friction coefficient (slipperiness) Coefficient de friction (Glissement) Reibungskoeffizient (Schlupfrigkeit)	DIN 51130	Dove richiesto If needed Si demande Nach Anforderung	Vedi scheda tecnica prodotto See product technical sheet Verifiez s'il vous plait la fiche technique du produit Siehe technisches produktblatt	
	DIN 51097			
	B.C.R.A. D.M.236/ 89			
	ANSI A 137.1-2012			

* Si raccomanda di consultare Contract Division per le indicazioni necessarie al corretto utilizzo.
 It's advisable to refer Contract Division for all necessary guidelines to a correct use.
 Merci de consulter notre Contract Division pour les indications a un usage correct.
 Zur korrekten Anwendung wird empfohlen unsere Contract Division zu kontaktieren.

Schede tecniche consultabili sul sito: www.energieker.it
 Technical details available on: www.energieker.it
 Technisches Datenblatt auf der Website: www.energieker.it
 Fiches techniques à consulter sur le site: www.energieker.it



Gold Art Ceramica S.p.A.

Via Giardini Nord, 231/233
41026 Pavullo nel Frignano (MO) - Italy

Tel. +39 0536 301711
Fax+39 0536 22037

e-mail: energieker@energieker.it
www.energieker.it

I colori rappresentati su questo catalogo sono puramente indicativi e possono subire variazioni.

Colours depicted in this catalogue shall be purely indicative and could vary.

Les couleurs reproduites sur ce catalogue sont à considérer purement indicatives et ils peuvent subir de variations, car ils ne peuvent pas être représentés fidèlement sur papier imprimé.

Die Farben in diesem Katalog sind rein indikativ und koennen Aenderungen untergehen.



