

GESAMTKATALOG

KOLLEKTIONEN
2020

CATÁLOGO
GENERAL

COLECCIONES
2020

CATALOGUE
GÉNÉRAL

COLLECTIONS
2020

ОБЩИЙ
КАТАЛОГ

КОЛЛЕКЦИИ
2020

**GENERAL
CATALOGUE**

**2020
COLLECTIONS**

20
20

CATA
LOGO
GEN
ERALE


COL
LEZIO
NI

DOM
DESIGN
LAB





IL OUR NOSTRO JOURNEY VIAG GIO



Dom Ceramiche viene fondata negli anni 2000 come brand di ricerca ad ispirazione artigianale, attenta ad una matericità forte ed autentica.


Inizia così una lunga serie di collaborazioni con designer italiani ed internazionali che daranno vita a collezioni uniche ed innovative come "Genesi" il primo prodotto nato, realizzato con la collaborazione del designer Gennaro Avallone.

Seguono poi numerose collaborazioni con professionisti quali Gianluca Soddu, Catherine Bracconnier, Terry Pecora e molti altri.

Oggi il Brand Dom cambia in **Dom Design Lab** vivendò un periodo di trasformazione ed evoluzione per poter cogliere sempre meglio i trends ed i cambiamenti che avverranno nel futuro, offrendo un servizio attuale ed efficace con creatività ed efficienza.

DOM DESIGN LAB è ora un Brand della multinazionale Victoria PLC, produttore e distributore internazionale di prodotti innovativi per pavimenti.

Inizia così un nuovo cammino, una nuova sfida.

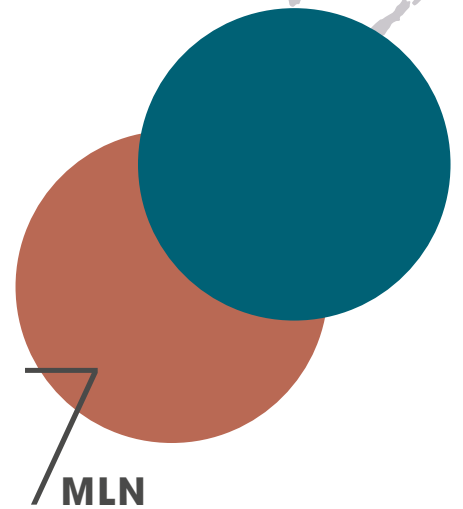


PAESI IN CUI SIAMO PRESENTI

COUNTRIES IN WHICH WE ARE PRESENT



CLIENTI
CUSTOMERS



MQ. DI PRODUZIONE ANNUO
SQM OF PRODUCTION/YEAR

Dom Ceramiche was established in the 2000s as an artisan-inspired research brand, focusing on a strong and authentic sense of materiality.

Thus began a long series of collaborations with Italian and international designers who would bring to life unique and innovative collections such as "Genesi", the first product created, resulting from the collaboration with designer Gennaro Avallone.

This was followed by numerous collaborations with professionals such as Gianluca Soddu, Catherine Bracconier, Terry Pecora, and many more.

Today the Dom brand is changing to Dom Design Lab, going through a period of transformation and evolution in order to better understand the trends and changes that will take place in the future, offering a modern and effective service with creativity and efficiency.

DOM DESIGN LAB is now a brand of the multinational Victoria PLC, manufacturer and international distributor of innovative flooring products.

Thus begins a new path, a new challenge.

BR
VALORI:
AND
DOM
EQU
DESIGN
ITY
LAB

La Brand Equity rappresenta l'insieme dei valori che distinguono e differenziano un Brand. Essa racchiude il patrimonio e la natura del nuovo Brand DOM. Il nuovo logotipo distilla nei suoi caratteri stilistici, alcuni dei più importanti valori rappresentando il cambiamento che il Brand ha messo in atto, un percorso che è appena

iniziato e che rappresenta una nuova fase per affrontare nuove sfide e nuovi mercati. Il processo di trasformazione porrà la sua attenzione alla ricerca estetica, alla comunicazione e soprattutto alla soddisfazione di una clientela che sempre più spesso cerca in Dom Design Lab, un partner creativo e affidabile per realizzare i propri progetti.

AFFIDABILITÀ RELIABILITY
COERENZA COHERENCE
RESPONSABILITÀ RESPONSIBILITY
INNOVAZIONE INNOVATION
ETICA ETHICS
SOLIDITÀ SOLIDITY

Brand equity represents the set of values that distinguish and differentiate a brand. It encapsulates the heritage and nature of the new DOM brand. In its stylistic features, the new logo distills some of the most important values representing the change that the brand

has implemented, a path that has just begun and that represents a new phase for confronting new challenges and new markets. The focus of the process of transformation will be on aesthetic research, communication, and above all on the satisfaction of

customers who are increasingly looking to Dom Design Lab as a creative and reliable partner for bringing their projects to life.



Il logotipo, illustrazione tipografica che raffigura il nome di una marca secondo precisi stili che traducono l'insieme dei suoi valori. La pulizia e lo spessore delle geometrie rappresentano solidità e affidabilità.

LOGOTYPE

L'ottanio è una tonalità cromatica ottenuta dall'unione del verde e del blu, è il colore che simboleggia la contemporaneità e la tecnologia. Il verde che lo compone è il colore dell'equilibrio, della crescita e del cambiamento, il blu è sinonimo di affidabilità e coerenza.

OTTANIO

SANS SERIF

È uno stile tipografico comunemente chiamato "bastoni" o senza grazie, quindi per sua natura essenziale e pulito. È lo stile che meglio comunica tecnologia e innovazione. "Dom Design Lab" vuole rimarcare la natura che ha sempre contraddistinto il brand DOM, dall'anima artigianale, attenta ai dettagli ma con uno sguardo rivolto alla modernità e al cambiamento.

LOGOTYPE

The logotype, a typographic illustration that depicts the name of a brand according to precise styles that convey all its values. The cleanness and thickness of the geometric shapes represent solidity and reliability.

SANS SERIF

This is a typographic style commonly called "sticks" or without serifs, so it is by nature essential and clean. It is the style that best communicates technology and innovation. "Dom Design Lab" wants to emphasize the nature that has always characterized the DOM brand, with its artisan spirit, attentive to details but with an eye to modernity and change.

TEAL

Teal is a colour shade obtained by the combination of green and blue, the colour that symbolizes contemporaneity and technology. The green that composes it is the colour of balance, growth and change; the blue is synonymous with reliability and consistency.

AM SUS BI TAINA EN BILI TE TY

L'attenzione per ridurre al minimo l'impatto ambientale e l'utilizzo di materie prime selezionate, rendono i prodotti di DOM DESIGN LAB impiegabili negli ambienti più attenti alle esigenze normative ecologiche, lavorando così per il miglioramento continuo nell'ambito della ricerca e sostenibilità ambientale.

DOM DESIGN LAB contribuisce con le proprie capacità tecnologiche e competenze professionali, al benessere e al miglioramento della qualità della vita delle comunità in cui opera.

The attention to minimize the environmental impact with the use of selected raw materials, make the DOM DESIGN LAB products usable in environments more attentive to ecological regulatory requirements, thus working for continuous improvement in research and environmental sustainability. DOM DESIGN LAB contributes with its technological expertise and professional skills to the welfare and improvement of life quality of the community in which it works.



RIDUZIONE DEL CONSUMO ENERGETICO

Il consumo energetico totale medio di energia (termica ed elettrica) espresso in GJ/t di prodotto smaltato versato a magazzino è diminuito rispetto a quanto registrato negli anni precedenti, attestandosi ampiamente entro valori richiesti. I consumi energetici vengono costantemente mantenuti sotto controllo e monitorati da parte del gestore.

REDUCTION OF ENERGY CONSUMPTION

The total average consumption of energy (thermal and electrical) expressed in GJ / t of enamelled product paid to the warehouse is decreased compared to what was recorded in previous years, largely reaching the required values. Energy consumptions are constantly monitored by the operator.

RIDUZIONE DEL CONSUMO IDRICO

Il consumo idrico specifico degli impianti è in continuo miglioramento. Le acque di processo, vengono depurate e riutilizzate nell'impianto di lavaggio interno; la parte non utilizzata per l'uso interno, viene conferita al produttore e fornitore di impasto, che la utilizza per l'impianto di macinazione ad umido delle terre all'interno del proprio stabilimento, azzerando di fatto ogni tipo di scarico industriale.

REDUCTION OF WATER CONSUMPTION

The specific water consumption of the plants is continuously improving. Process water is purified and reused in the internal washing plant; the surplus is given to the producer and supplier of the mixture, which uses it for the wet grinding system of the raw materials inside its own factory, effectively eliminating any type of industrial waste.

RIDUZIONE DELLE EMISSIONI ATMOSFERICHE

L'uso attento, i costanti controlli e la continua evoluzione degli impianti produttivi, hanno contribuito a ridurre in modo continuo le emissioni gassose in atmosfera e ad abbattere in modo drastico le sostanze organiche volatili (VOC).

REDUCTION OF ATMOSPHERIC EMISSIONS

The careful use, the constant controls and the continuous evolution of the production plants, have contributed to continuously reduce the gaseous emissions into the atmosphere and to drastically reduce the volatile organic substances (VOC).

RIUTILIZZO DEGLI SCARTI CRUDI E COTTI

Gli impianti così strutturati, permettono un completo riutilizzo degli scarti cotti e crudi. Gli scarti crudi vengono raccolti e conferiti al produttore d'impasto, che li riutilizza per la produzione dell'impasto usato. Gli scarti cotti vengono invece conferiti a ditte specializzate nella produzione di materiali inerti utilizzati come sottofondi di strade ed edifici, o a ditte produttrici di ceramiche che permettono il riutilizzo di tali materiali.

REUSE OF RAW AND FIRED WASTE

The plants thus structured allow a complete reuse of fired and raw waste. The raw waste materials are collected and given to the mixture producer, who reuses them for the production of the mixture. The fired waste are instead given to companies specialized in the production of inert materials used as base of roads and buildings, or to ceramics that allow the reuse of these materials.



IMBALLAGGIO RICICLABILE

Tutti i materiali impiegati per gli imballaggi dei prodotti sono completamente riciclabili.

100% RECYCLABLE PACKAGING

All the materials used for the packaging of the products are completely recyclable.

INDICE

TABLE DES MATIÈRES

INDEX

INDICE

УКАЗАТЕЛЬ

CONTENTS

Abc

INDICE INDEX PER BY MATERIAL EFFETTO EFFECT MATERICO

INDEX NACH
MATERIALOPTIK

INDEX DES FINITIONS
EFFET MATIÈRE

ÍNDICE POR
EFECTO MATERICO

УКАЗАТЕЛЬ
ТЕКСТУРНЫХ ЭФФЕКТОВ

WOOD

CUTE	231
COMFORT W	245
CRAFTSMAN WOOD	267
LOGWOOD	285
BARN WOOD	301

STONE&MARBLE

DISTRICT	19
MAS DE PROVENCE	33
MUN	55
VIBES	69
MAJESTIC EVO	81
PIETRA LUNI	99
COMFORT S	111

WALL TILE BITECH®

LIPARI	319
COMFORT G	329
CONCRETUS	343
NOA	357
VERA	371
CASTLE	387
DESERT	401
SMOOTH	415

CONCRETE/ RESIN/ CONTEMPORARY

COMFORT R	131	ENTROPIA	183
COMFORT C	151	UPTOWN	199
MANHATTAN	167	APPROACH	217



INDICE

ALPHABETICAL

ALFABETICO

INDEX

ALPHABETISCHER
INDEX

INDEX
ALPHABÉTIQUE

ÍNDICE POR
ORDEN ALFABÉ

АЛФАВИТНЫЙ
УКАЗАТЕЛЬ

A-B

APPROACH 217
BARN WOOD 301

C

CASTLE 387
COMFORT C 151
COMFORT G 329
COMFORT R 131
COMFORT S 111
COMFORT W 245
CONCRETUS 343
CRAFTSMAN WOOD 267
CUTE 231

D-E-L

DESERT 401
DISTRICT 19
ENTROPIA 183
LIPARI 319
LOGWOOD 285

M-N

MAJESTIC EVO 81
MANHATTAN 167
MAS DE PROVENCE 33
MUN 55
NOA 357

P-S-U

PIETRA LUNI 99
SMOOTH 415
UPTOWN 199

V

VERA 371
VIBES 69

20MM

CUTE 449
DISTRICT 448
ENTROPIA 449
MANHATTAN 449
MAS DE PROVENCE 448
VIBES 448

Collections
2020


General
Catalogue



BOOK
COLLECTION

020

EFFETTO
STONE
PIETRA
& MARBLE
E MARMO
EFFECT





DISTRICT



DESIGN
CONTEMPORARY
CONTEMPORANEO
DESIGN
E DETTAGLI
AND UNIQUE
UNICI,
DETAILS,
IL PIACERE
THE PLEASURE
DI PROGETTARE
OF DESIGNING





GREY RETT. / 90X90 - 35,4"X35,4"

**PORCELLANATO
IMPASTO COLORATO**

COLOURED BODY
PORCELAIN STONEWARE

DURCHGEFÄRBTES
FEINSTEINZEUG

КЕРАМОГРАНИТ,
ОКРАШЕННЫЙ В МАССЕ

DIGITAL TECHNOLOGY

GRÈS CÉRAME COLORÉ
DANS LA MASSE

PORCELÁNICO DE PASTA
DE COLOR

COLORI

COLOURS - COULEURS - FARBEN - COLORES - ЦВЕТА

FINITURE/FINISHES

RETT




WHITE



BEIGE



GREY



ZINC



RUST

DISTRICT

WHITE

SVILUPPO GRAFICO / GRAPHIC DEVELOPMENT

DISTRICT



DISTRICT

BEIGE

SVILUPPO GRAFICO / GRAPHIC DEVELOPMENT



DISTRICT GREY

SVILUPPO GRAFICO / GRAPHIC DEVELOPMENT

DISTRICT



DISTRICT

ZINC

SVILUPPO GRAFICO / GRAPHIC DEVELOPMENT



DISTRICT

RUST

SVILUPPO GRAFICO / GRAPHIC DEVELOPMENT

DISTRICT



**PORCELLANATO
IMPASTO COLORATO**

DIGITAL TECHNOLOGY

COLOURED BODY
PORCELAIN STONEWARE

GRÈS CÉRAME COLORÉ
DANS LA MASSE

DURCHGEFÄRBTES
FEINSTEINZEUG

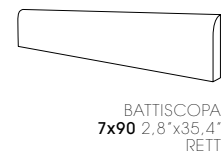
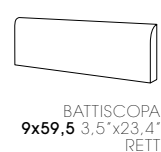


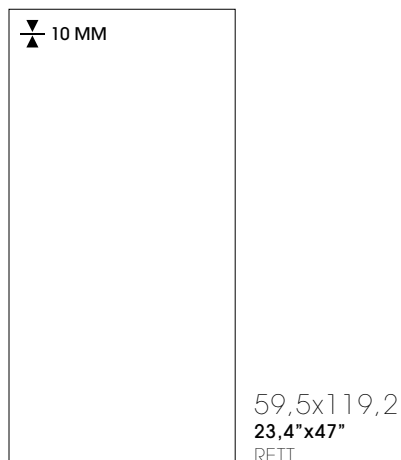
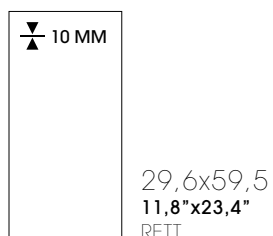
PORCELÁNICO DE PASTA
DE COLOR

КЕРАМОГРАНИТ,
ОКРАШЕННЫЙ В МАССЕ

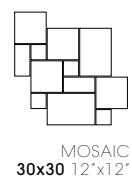
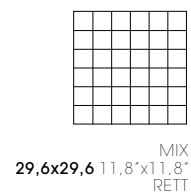
SEZ. OUT 20MM
PAG. 448

FORMATI

SIZES - FORMATS - FORMATE - FORMATOS - ФОРМАТЫ



DECORATIVE PIECES AND SPECIAL TRIMS



WHITE RETT. / 90X90 - 35,4"X35,4"
RUST RETT. / 90X90 - 35,4"X35,4"



90X90 35,4"x35,4"	DDC9910R	DISTRICT WHITE RETT	90X90
	DDC9920R	DISTRICT BEIGE RETT	90X90
	DDC9940R	DISTRICT GREY RETT	90X90
	DDC9950R	DISTRICT RUST RETT	90X90
	DDC9970R	DISTRIC ZINC RETT	90X90
59,5X119,2 23,4"x47"	DDC12610R	DISTRICT WHITE RETT	59,5X119,2
	DDC12620R	DISTRICT BEIGE RETT	59,5X119,2
	DDC12640R	DISTRICT GREY RETT	59,5X119,2
	DDC12650R	DISTRICT RUST RETT	59,5X119,2
	DDC12670R	DISTRICT ZINC RETT	59,5X119,2
59,5X59,5 23,4"x23,4"	DDC610R	DISTRICT WHITE RETT	59,5X59,5
	DDC620R	DISTRICT BEIGE RETT	59,5X59,5
	DDC640R	DISTRICT GREY RETT	59,5X59,5
	DDC650R	DISTRICT RUST RETT	59,5X59,5
	DDC670R	DISTRICT ZINC RETT	59,5X59,5
29,6x59,5 11,8"x23,4"	DDC310R	DISTRICT WHITE RETT	29,6X59,5
	DDC320R	DISTRICT BEIGE RETT	29,6X59,5
	DDC340R	DISTRICT GREY RETT	29,6X59,5
	DDC350R	DISTRICT RUST RETT	29,6X59,5
	DDC370R	DISTRICT ZINC RETT	29,6X59,5
44,5X90 17,5"x35,4"	DDC910R	DISTRICT WHITE RETT	44,5X90
	DDC920R	DISTRICT BEIGE RETT	44,5X90
	DDC940R	DISTRICT GREY RETT	44,5X90
	DDC950R	DISTRICT RUST RETT	44,5X90
	DDC970R	DISTRICT ZINC RETT	44,5X90
29,6X29,6 11,8"x11,8"	DDCM10R	MIX DISCRICT WHITE (36 PZ) RETT	29,6X29,6
	DDCM20R	MIX DISCRICT BEIGE (36 PZ) RETT	29,6X29,6
	DDCM40R	MIX DISCRICT GREY (36 PZ) RETT	29,6X29,6
	DDCM50R	MIX DISCRICT RUST (36 PZ) RETT	29,6X29,6
	DDCM70R	MIX DISCRICT ZINC (36 PZ) RETT	29,6X29,6
MOSAICO 30X30 12"x12"	DDCM11	MOSAICO DISCRICT WHITE	30X30
	DDCM22	MOSAICO DISCRICT BEIGE	30X30
	DDCM44	MOSAICO DISCRICT GREY	30X30
	DDCM55	MOSAICO DISCRICT RUST	30X30
	DDCM77	MOSAICO DISCRICT ZINC	30X30
MURETTO 30X30 12"x12"	DDCM11M	MURETTO DISCRICT WHITE	30X30
	DDCM22M	MURETTO DISCRICT BEIGE	30X30
	DDCM44M	MURETTO DISCRICT GREY	30X30
	DDCM55M	MURETTO DISCRICT RUST	30X30
	DDCM77M	MURETTO DISCRICT ZINC	30X30

BATTISCOPA 9X59,5 3,5"x23,4"

DDCB10R	BATT. DISCRICIT WHITE RETT	9X59,5
DDCB20R	BATT. DISCRICIT BEIGE RETT	9X59,5
DDCB40R	BATT. DISCRICIT GREY RETT	9X59,5
DDCB50R	BATT. DISCRICIT RUST RETT	9X59,5
DDCB70R	BATT. DISCRICIT ZINC RETT	9X59,5

BATTISCOPA 7X90 2,8"x35,4"

DDCB91R	BATT. DISCRICIT WHITE RETT	7X90
DDCB92R	BATT. DISCRICIT BEIGE RETT	7X90
DDCB94R	BATT. DISCRICIT GREY RETT	7X90
DDCB95R	BATT. DISCRICIT RUST RETT	7X90
DDCB97R	BATT. DISCRICIT ZINC RETT	7X90

C. RETTA 33X119,2 13"x47"

DDCS3310R	C.RETTA DISCRICIT WHITE RETT	33X119,2
DDCS3320R	C.RETTA DISCRICIT BEIGE RETT	33X119,2
DDCS3340R	C.RETTA DISCRICIT GREY RETT	33X119,2
DDCS3350R	C.RETTA DISCRICIT RUST RETT	33X119,2
DDCS3370R	C.RETTA DISCRICIT ZINC RETT	33X119,2

VERSIONE OUT DRY**59,5X59,5** 23,4"x23,4"

DDC610OR	DISTRICT WHITE OUT DRY RETT	59,5X59,5
DDC620OR	DISTRICT BEIGE OUT DRY RETT	59,5X59,5
DDC640OR	DISTRICT GREY OUT DRY RETT	59,5X59,5
DDC650OR	DISTRICT RUST OUT DRY RETT	59,5X59,5
DDC670OR	DISTRICT ZINC OUT DRY RETT	59,5X59,5

VERSIONE OUT 20 MM**90X90** 35,4"x35,4"

DDC9940OR	DISTRICT GREY OUT RETT 20 MM	90X90
DDC9970OR	DISTRICT ZINC OUT RETT 20 MM	90X90



MAS
DE
PROVENCE

I COLORI
THE COLOURS
DELLA NATURA.
OF NATURE,
LA PERFEZIONE
THE PERFECTION
DI DETTAGLI
OF AUTHENTIC
SINCERI
DETAILS





CLOUD RETT. / 90X180 - 35,4"X70,8"



Kitchen



IVORY RETT. / 90X90 - 35,4"X35,4"
IVORY BURATTATO / 20X20 - 8"X8"

IVORY RETT. / 90X180 - 35,4"X70,8"

MAS DE PROVENCE

IVORY BURATTATO / 10X20 - 4"X8"



COAL RETT. / 90X90 - 35,4"X35,4"



iving

Ba- thro- om



ECRÙ RETT. / 59,5X59,5 - 23,4"X23,4" 29,6X59,5 - 11,8"X23,4"
ECRÙ BURATTATO / 10X20 - 4"X8"
MOSAIC RETT. / 30X30 - 12"X12"





CLOUD OUT RETT. / CLOUD OUT RETT. 20 MM / 90X90 - 35,4"X35,4"

OUTDOOR



CLOUD OUT RETT. 20 MM / 90X90 - 35,4"X35,4"



ECRÙ RETT./ 90X180 - 35,4"X70,8"

**PORCELLANATO
IMPASTO COLORATO**

COLOURED BODY
PORCELAIN STONEWARE

DURCHGEFÄRBTES
FEINSTEINZEUG

КЕРАМОГРАНИТ,
ОКРАШЕННЫЙ В МАССЕ

DIGITAL TECHNOLOGY

GRÈS CÉRAME COLORÉ
DANS LA MASSE

PORCELÁNICO DE PASTA
DE COLOR

COLORI

COLOURS - COULEURS - FARBEN - COLORES - ЦВЕТА

FINITURE/FINISHES

RETT



CLOUD



ECRÙ



IVORY



COAL

**MAS
DE PROVENCE**
CLOUD

SVILUPPO GRAFICO / GRAPHIC DEVELOPMENT



MAS DE PROVENCE

IVORY

SVILUPPO GRAFICO / GRAPHIC DEVELOPMENT

MAS DE PROVENCE



**MAS
DE PROVENCE**
ECRÙ

SVILUPPO GRAFICO / GRAPHIC DEVELOPMENT



**MAS
DE PROVENCE**
COAL

SVILUPPO GRAFICO / GRAPHIC DEVELOPMENT

MAS DE PROVENCE



**PORCELLANATO
IMPASTO COLORATO**

COLOURED BODY
PORCELAIN STONEWARE

DURCHGEFÄRBTES
FEINSTEINZEUG

КЕРАМОГРАНИТ,
ОКРАШЕННЫЙ В МАССЕ

DIGITAL TECHNOLOGY

GRÈS CÉRAME COLORÉ
DANS LA MASSE

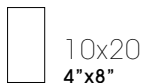
PORCELÁNICO DE PASTA
DE COLOR

SEZ. OUT 20MM
PAG. 448

FORMATI

SIZES - FORMATS - FORMATE - FORMATOS - ФОРМАТЫ

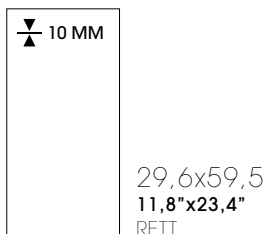
▽ 10 MM




▽ 10 MM



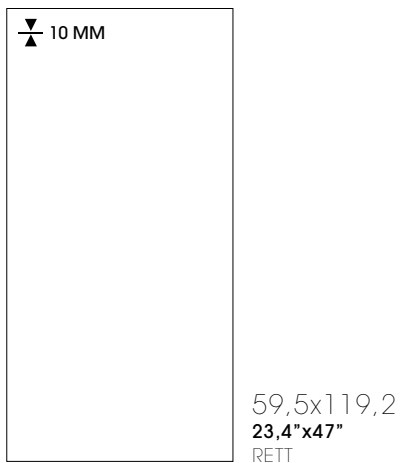
▽ 10 MM




▽ 10 MM



▽ 10 MM

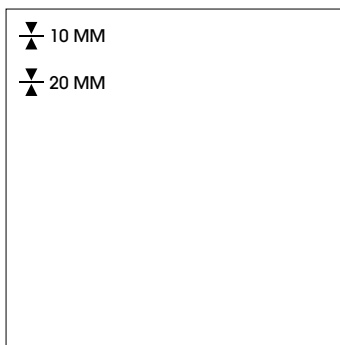


▽ 10 MM



▽ 10 MM

▽ 20 MM



▽ 10 MM



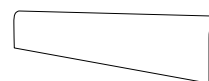
IN/10 MM



OUT/20 MM




BATTISCOPIA
9x59,5 3,5"x23,4"
RETT



BATTISCOPIA
7x90 2,8"x35,4"
RETT

DECORATIVE PIECES AND SPECIAL TRIMS



MOSAIC
30x30 12"x12"
RETT

CLOUD RETT. / 29,6X59,5 - 11,8"X23,4"



90,9X182 35,4"x70,8"	DMP9820AR	MAS DE PROVENCE IVORY RETT	90,9X182
	DMP9840AR	MAS DE PROVENCE CLOUD RETT	90,9X182
	DMP9870AR	MAS DE PROVENCE COAL RETT	90,9X182
	DMP9880AR	MAS DE PROVENCE ECRÙ RETT	90,9X182
90X90 35,4"x35,4"	DMP9920R	MAS DE PROVENCE IVORY RETT	90X90
	DMP9940R	MAS DE PROVENCE CLOUD RETT	90X90
	DMP9970R	MAS DE PROVENCE COAL RETT	90X90
	DMP9980R	MAS DE PROVENCE ECRÙ RETT	90X90
59,5X59,5 23,4"x23,4"	DMP620R	MAS DE PROVENCE IVORY RETT	59,5X59,5
	DMP640R	MAS DE PROVENCE CLOUD RETT	59,5X59,5
	DMP670R	MAS DE PROVENCE COAL RETT	59,5X59,5
	DMP680R	MAS DE PROVENCE ECRÙ RETT	59,5X59,5
59,5X119,2 23,4"x47"	DMP12620R	MAS DE PROVENCE IVORY RETT	59,5X119,2
	DMP12640R	MAS DE PROVENCE CLOUD RETT	59,5X119,2
	DMP12670R	MAS DE PROVENCE COAL RETT	59,5X119,2
	DMP12680R	MAS DE PROVENCE ECRÙ RETT	59,5X119,2
29,6x59,5 11,8"x23,4"	DMP320R	MAS DE PROVENCE IVORY RETT	29,6X59,5
	DMP340R	MAS DE PROVENCE CLOUD RETT	29,6X59,5
	DMP370R	MAS DE PROVENCE COAL RETT	29,6X59,5
	DMP380R	MAS DE PROVENCE ECRÙ RETT	29,6X59,5
44,5x90 17,5"x35,4"	DMP920R	MAS DE PROVENCE IVORY RETT	44,5X90
	DMP940R	MAS DE PROVENCE CLOUD RETT	44,5X90
	DMP970R	MAS DE PROVENCE COAL RETT	44,5X90
	DMP980R	MAS DE PROVENCE ECRÙ RETT	44,5X90
10x20 4"x8"	DMP120	MAS DE PROVENCE IVORY BURATTATO	10X20
	DMP140	MAS DE PROVENCE CLOUD BURATTATO	10X20
	DMP170	MAS DE PROVENCE COAL BURATTATO	10X20
	DMP180	MAS DE PROVENCE ECRÙ BURATTATO	10X20
20x20 8"x8"	DMP2020	MAS DE PROVENCE IVORY BURATTATO	20X20
	DMP2040	MAS DE PROVENCE CLOUD BURATTATO	20X20
	DMP2070	MAS DE PROVENCE COAL BURATTATO	20X20
	DMP2080	MAS DE PROVENCE ECRÙ BURATTATO	20X20
MOSAICO 30x30 12"x12"	DMPM20R	MAS DE PROVENCE IVORY MOSAIC RETT	30X30
	DMPM40R	MAS DE PROVENCE CLOUD MOSAIC RETT	30X30
	DMPM70R	MAS DE PROVENCE COAL MOSAIC RETT	30X30
	DMPM80R	MAS DE PROVENCE ECRÙ MOSAIC RETT	30X30
BATTISCOPA 7x90 2,8"x35,4"	DMPB20R	MAS DE PROVENCE IVORY RETT BATTISCOPA	7X90
	DMPB40R	MAS DE PROVENCE CLOUD RETT BATTISCOPA	7X90
	DMPB70R	MAS DE PROVENCE COAL RETT BATTISCOPA	7X90
	DMPB80R	MAS DE PROVENCE ECRÙ RETT BATTISCOPA	7X90

BATTISCOPA 9x59,5 3,5"x23,4"

DMPB62R	MAS DE PROVENCE IVORY RETT BATTISCOPA	9x59,5
DMPB64R	MAS DE PROVENCE CLOUD RETT BATTISCOPA	9x59,5
DMPB67R	MAS DE PROVENCE COAL RETT BATTISCOPA	9x59,5
DMPB68R	MAS DE PROVENCE ECRÙ RETT BATTISCOPA	9x59,5

VERSIONE OUT

44,5x90 17,5"x35,4"

DMP920OR	MAS DE PROVENCE IVORY OUT RETT	44,5X90
DMP940OR	MAS DE PROVENCE CLOUD OUT RETT	44,5X90
DMP980OR	MAS DE PROVENCE ECRÙ OUT RETT	44,5X90

90x90 35,4"x35,4"

DMP9922OR	MAS DE PROVENCE IVORY OUT RETT	90X90
DMP9944OR	MAS DE PROVENCE CLOUD OUT RETT	90X90
DMP9977OR	MAS DE PROVENCE COAL OUT RETT	90X90
DMP9988OR	MAS DE PROVENCE ECRÙ OUT RETT	90X90

VERSIONE OUT 20 MM

90x90 35,4"x35,4"

DMP9920OR	MAS DE PROVENCE IVORY OUT RETT OUT 20 MM	90X90
DMP9940OR	MAS DE PROVENCE CLOUD RETT OUT 20 MM	90X90
DMP9970OR	MAS DE PROVENCE COAL RETT OUT 20 MM	90X90
DMP9980OR	MAS DE PROVENCE ECRÙ RETT OUT 20 MM	90X90

TORO TONDO
44,5x90 17,5"x35,4"

DMPTT92OR	TORO TONDO M.D.P IVORY 20MM	44,5X90
DMPTT94OR	TORO TONDO M.D.P CLOUD 20MM	44,5X90
DMPTT97OR	TORO TONDO M.D.P COAL 20MM	44,5X90
DMPTT98OR	TORO TONDO M.D.P ECRÙ 20MM	44,5X90

ANGOLO TORO TONDO
90x90 35,4"x35,4"

DMPAT92OR	ANG.TORO TONDO M.D.P IVORY 20MM	90X90
DMPAT94OR	ANG.TORO TONDO M.D.P CLOUD 20MM	90X90
DMPAT97OR	ANG.TORO TONDO M.D.P COAL 20MM	90X90
DMPAT98OR	ANG.TORO TONDO M.D.P ECRÙ 20MM	90X90

GRIGLIA 20x90 8"x35,4"

DMPG20	GRIGLIA M.D.PROVENCE IVORY 20MM	20X90
DMPG40	GRIGLIA M.D.PROVENCE CLOUD 20MM	20X90
DMPG70	GRIGLIA M.D.PROVENCE COAL 20MM	20X90
DMPG80	GRIGLIA M.D.PROVENCE ECRU' 20MM	20X90

ANGOLO DX GRIGLIA
20x90 8"x35,4"

DMPG20D	ANG.DX.GRIGLIA M.D.PROVENCE IVORY 20MM	20X90
DMPG40D	ANG.DX.GRIGLIA M.D.PROVENCE CLOUD 20MM	20X90
DMPG70D	ANG.DX.GRIGLIA M.D.PROVENCE COAL 20MM	20X90
DMPG80D	ANG.DX.GRIGLIA M.D.PROVENCE ECRÙ 20MM	20X90

ANGOLO SX GRIGLIA
20x90 8"x35,4"

DMPG20S	ANG.SIN.GRIGLIA M.D.PROVENCE IVORY 20MM	20X90
DMPG40S	ANG.SIN.GRIGLIA M.D.PROVENCE CLOUD 20MM	20X90
DMPG70S	ANG.SIN.GRIGLIA M.D.PROVENCE COAL 20MM	20X90
DMPG80S	ANG.SIN.GRIGLIA M.D.PROVENCE ECRÙ 20MM	20X90



MUN

SUPERFICI
TEXTURED,
MATERICHE.
INNOVATIVE,
INNOVATIVE.
SURPRISING
SORPRENDENTI
SURFACES





GREY RETT. / 59,5X119,2 - 23,4"X47"
DARK RETT. / 59,5X119,2 - 23,4"X47"



Collection
2020

General
Catalogue

MUN

**PORCELLANATO
IMPASTO COLORATO**

COLOURED BODY
PORCELAIN STONEWARE

DURCHGEFÄRBTES
FEINSTEINZEUG

КЕРАМОГРАНИТ,
ОКРАШЕННЫЙ В МАССЕ

DIGITAL TECHNOLOGY

GRÈS CÉRAME COLORÉ
DANS LA MASSE

PORCELÁNICO DE PASTA
DE COLOR

COLORI

COLOURS - COULEURS - FARBEN - COLORES - ЦВЕТА

FINITURE/FINISHES

SUGAR RETT / MAT RETT



WHITE



BEIGE



RUST



GREY



DARK

MUN WHITE

SVILUPPO GRAFICO / GRAPHIC DEVELOPMENT

MUN



MUN
BEIGE

SVILUPPO GRAFICO / GRAPHIC DEVELOPMENT



MUN RUST

SVILUPPO GRAFICO / GRAPHIC DEVELOPMENT

MUN



MUN
GREY

SVILUPPO GRAFICO / GRAPHIC DEVELOPMENT



MUN
DARK



**PORCELLANATO
IMPASTO COLORATO**

COLOURED BODY
PORCELAIN STONEWARE

DURCHGEFÄRBTES
FEINSTEINZEUG

КЕРАМОГРАНИТ,
ОКРАШЕННЫЙ В МАССЕ

DIGITAL TECHNOLOGY

GRÈS CÉRAME COLORÉ
DANS LA MASSE

PORCELÁNICO DE PASTA
DE COLOR

FORMATI

SIZES - FORMATS - FORMATE - FORMATOS - ФОРМАТЫ



IN/10 MM



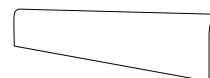
OUT/10 MM



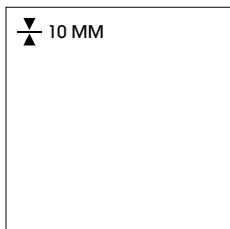
29,6x59,5
11,8"x23,4"
SUGAR RETT/
MAT RETT



BATTISCOPIA
9x59,5 3,5"x23,4"
MAT RETT



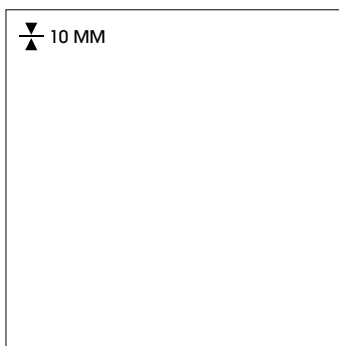
BATTISCOPIA
7x90 2,8"x35,4"
MAT RETT



59,5x59,5
23,4"x23,4"
SUGAR RETT/
MAT RETT




59,5x119,2
23,4"x47"
SUGAR RETT/
MAT RETT

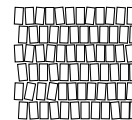


90x90
35,4"x35,4"
SUGAR RETT/
MAT RETT

DECORATIVE PIECES AND SPECIAL TRIMS



MIX
29,6x29,6 11,8"x11,8"
MAT RETT



MOSAICO PERFECT
30x32 12"x12,6"
SUGAR

GREY RETT. / 59,5X119,2 - 23,4"X47"



59,5X119,2 23,4"x47"

DMU12604R	MUN GREY SUGAR RETT	59,5X119,2
DMU12610R	MUN WHITE SUGAR RETT	59,5X119,2
DMU12620R	MUN BEIGE SUGAR RETT	59,5X119,2
DMU12650R	MUN RUST SUGAR RETT	59,5X119,2
DMU12670R	MUN DARK SUGAR RETT	59,5X119,2

59,5X119,2 23,4"x47"

DMU126404R	MUN GREY MAT RETT	59,5X119,2
DMU12611R	MUN WHITE MAT RETT	59,5X119,2
DMU12622R	MUN BEIGE MAT RETT	59,5X119,2
DMU12655R	MUN RUST MAT RETT	59,5X119,2
DMU12677R	MUN DARK MAT RETT	59,5X119,2

59,5X59,5 23,4"x23,4"

DMU604R	MUN GREY SUGAR RETT	59,5X59,5
DMU610R	MUN WHITE SUGAR RETT	59,5X59,5
DMU620R	MUN BEIGE SUGAR RETT	59,5X59,5
DMU650R	MUN RUST SUGAR RETT	59,5X59,5
DMU670R	MUN DARK SUGAR RETT	59,5X59,5

59,5X59,5 23,4"x23,4"

DMU6404R	MUN GREY MAT RETT	59,5X59,5
DMU611R	MUN WHITE MAT RETT	59,5X59,5
DMU622R	MUN BEIGE MAT RETT	59,5X59,5
DMU655R	MUN RUST MAT RETT	59,5X59,5
DMU677R	MUN DARK MAT RETT	59,5X59,5

29,6x59,5 11,8"x23,4"

DMU304R	MUN GREY SUGAR RETT	29,6x59,5
DMU310R	MUN WHITE SUGAR RETT	29,6x59,5
DMU320R	MUN BEIGE SUGAR RETT	29,6x59,5
DMU350R	MUN RUST SUGAR RETT	29,6x59,5
DMU370R	MUN DARK SUGAR RETT	29,6x59,5

29,6x59,5 11,8"x23,4"

DMU3404R	MUN GREY MAT RETT	29,6x59,5
DMU311R	MUN WHITE MAT RETT	29,6x59,5
DMU322R	MUN BEIGE MAT RETT	29,6x59,5
DMU355R	MUN RUST MAT RETT	29,6x59,5
DMU377R	MUN DARK MAT RETT	29,6x59,5

90X90 35,4"x35,4"

DMU9904R	MUN GREY SUGAR RETT	90X90
DMU9910R	MUN WHITE SUGAR RETT	90X90
DMU9920R	MUN BEIGE SUGAR RETT	90X90
DMU9950R	MUN RUST SUGAR RETT	90X90
DMU9970R	MUN DARK SUGAR RETT	90X90

90X90 35,4"x35,4"

DMU99404R	MUN GREY MAT RETT	90X90
DMU9911R	MUN WHITE MAT RETT	90X90
DMU9922R	MUN BEIGE MAT RETT	90X90
DMU9955R	MUN RUST MAT RETT	90X90
DMU9977R	MUN DARK MAT RETT	90X90

MIX 29,6X29,6 11,8"x11,8"

DMUM04MR	MIX MUN GREY MAT (36 pz) RETT	29,6X29,6
DMUM10MR	MIX MUN WHITE MAT (36 pz) RETT	29,6X29,6
DMUM20MR	MIX MUN BEIGE MAT (36 pz) RETT	29,6X29,6
DMUM50MR	MIX MUN RUST MAT (36 pz) RETT	29,6X29,6
DMUM70MR	MIX MUN DARK MAT (36 pz) RETT	29,6X29,6

MOSAICO PERFECT
30x32 12"x12,6"

DMUMP04	MOS. PERFECT MUN SUGAR GREY	30x32
DMUMP10	MOS. PERFECT MUN SUGAR WHITE	30x32
DMUMP20	MOS. PERFECT MUN SUGAR BEIGE	30x32
DMUMP50	MOS. PERFECT MUN SUGAR RUST	30x32
DMUMP70	MOS. PERFECT MUN SUGAR DARK	30x32

BATTISCOPA 9X59,5 3,5"x23,4"

DMUB04MR	BATT. MUN GREY MAT RETT	9X59,5
DMUB10MR	BATT. MUN WHITE MAT RETT	9X59,5
DMUB20MR	BATT. MUN BEIGE MAT RETT	9X59,5
DMUB50MR	BATT. MUN RUST MAT RETT	9X59,5
DMUB70MR	BATT. MUN DARK MAT RETT	9X59,5

BATTISCOPA 7X90 2,8"x35,4"

DMUB704MR	BATT. MUN GREY MAT RETT	7X90
DMUB71MR	BATT. MUN WHITE MAT RETT	7X90
DMUB72MR	BATT. MUN BEIGE MAT RETT	7X90
DMUB75MR	BATT. MUN RUST MAT RETT	7X90
DMUB77MR	BATT. MUN DARK MAT RETT	7X90



VIBES

LA
PERFEZIONE
DELLE
THE
DIFFERENZE,
PERFECTION
LA VIBRAZIONE
OF DIFFERENCES,
DI
THE VIBRATION
COLORI
OF NEUTRAL
NEUTRI
COLOURS





DARK / 90X90 - 35,4"X35,4"
DARK MOSAICO / 30,5X30,5 - 12"X12"



Collection
2020

General
Catalogue

VIBES



GREY / 90X90 - 35,4"X35,4"

**PORCELLANATO
IMPASTO COLORATO**

COLOURED BODY
PORCELAIN STONEWARE

DURCHGEFÄRBTES
FEINSTEINZEUG

КЕРАМОГРАНИТ,
ОКРАШЕННЫЙ В МАССЕ

DIGITAL TECHNOLOGY

GRÈS CÉRAME COLORÉ
DANS LA MASSE


PORCELÁNICO DE PASTA
DE COLOR

COLORI


COLOURS - COULEURS - FARBEN - COLORES - ЦВЕТА

FINITURE/FINISHES

RETT



GREY



DARK

VIBES
GREY

SVILUPPO GRAFICO / GRAPHIC DEVELOPMENT



VIBES
DARK



**PORCELLANATO
IMPASTO COLORATO**

DIGITAL TECHNOLOGY

COLOURED BODY
PORCELAIN STONEWARE

GRÈS CÉRAME COLORÉ
DANS LA MASSE

DURCHGEFÄRBTES
FEINSTEINZEUG


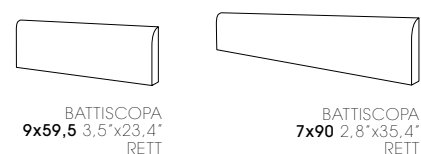

PORCELÁNICO DE PASTA
DE COLOR

КЕРАМОГРАНИТ,
ОКРАШЕННЫЙ В МАССЕ

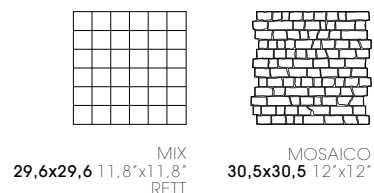
SEZ. OUT 20MM
PAG. 448


FORMATI

SIZES - FORMATS - FORMATE - FORMATOS - ФОРМАТЫ



DECORATIVE PIECES AND SPECIAL TRIMS





GREY RETT. / 90X90 - 35,4"X35,4"

90X90 35,4"x35,4"	DVI9940R	VIBES GREY RETT	90X90
	DVI9970R	VIBES DARK RETT	90X90
59,5X59,5 23,4"x23,4"	DVI640R	VIBES GREY RETT	59,5X59,5
	DVI670R	VIBES DARK RETT	59,5X59,5
BATTISCOPA 9x59,5 3,5"x23,4"	DVIB64R	BATTISCOPA VIBES GREY RETT	9X59,5
	DVIB67R	BATTISCOPA VIBES DARK RETT	9X59,5
BATTISCOPA 7x90 2,8"x35,4"	DVIB994R	BATTISCOPA VIBES GREY RETT	7X90
	DVIB997R	BATTISCOPA VIBES DARK RETT	7X90
MIX 29,6x29,6 11,8"x11,8"	DVIM40	MIX VIBES GREY (36 PZ) RETT	29,6X29,6
	DVIM70	MIX VIBES DARK (36 PZ) RETT	29,6X29,6
MOSAICO 30,5X30,5 12"x12"	DVIMS40	MOSAICO VIBES GREY	30,5X30,5
	DVIMS70	MOSAICO VIBES DARK	30,5X30,5

VERSIONE OUT 20 MM

90x90 35,4"x35,4"	DVI9940OR	VIBES GREY OUT RETT 20 MM	90X90
	DVI9970OR	VIBES DARK OUT RETT 20 MM	90X90





MAJESTIC EVO



LO
SPLENDORE
THE
DELLA
SPLENDOUR
LUCE,
OF LIGHT,
STILE
STYLE
ED ELEGANZA
AND ELEGANCE



DOLOMITE WHITE RETT. / 75X150 - 30"X60"



Collection
2020

General
Catalogue

MAJESTIC EVO

Living



AMANI SABBIA / 75X150 - 30"X60"





TUNDRA GREY / 75X150 - 30"X60"

**PORCELLANATO
IMPASTO COLORATO**

COLOURED BODY
PORCELAIN STONEWARE

DURCHGEFÄRBTES
FEINSTEINZEUG

КЕРАМОГРАНИТ,
ОКРАШЕННЫЙ В МАССЕ

DIGITAL TECHNOLOGY

GRÈS CÉRAME COLORÉ
DANS LA MASSE

PORCELÁNICO DE PASTA
DE COLOR

COLORI

COLOURS - COULEURS - FARBEN - COLORES - ЦВЕТА

FINITURE/FINISHES

RETT / LUX RETT



**DOLOMITE
WHITE**



CALACATTA



**TRAVERTINO
SILVER**



**TUNDRA
GREY**



**RAPOLANO
LATTE**



**AMANI
SABBIA**

MAJESTIC EVO

DOLOMITE WHITE

SVILUPPO GRAFICO / GRAPHIC DEVELOPMENT



MAJESTIC EVO

TUNDRA GREY

SVILUPPO GRAFICO / GRAPHIC DEVELOPMENT

MAJESTIC EVO



MAJESTIC EVO
TRAVERTINO SILVER

SVILUPPO GRAFICO / GRAPHIC DEVELOPMENT



MAJESTIC EVO

CALACATTA

SVILUPPO GRAFICO / GRAPHIC DEVELOPMENT

MAJESTIC EVO



MAJESTIC EVO

RAPOLANO LATTE

SVILUPPO GRAFICO / GRAPHIC DEVELOPMENT



MAJESTIC EVO

AMANI SABBIA

SVILUPPO GRAFICO / GRAPHIC DEVELOPMENT

MAJESTIC EVO



**PORCELLANATO
IMPASTO COLORATO**

COLOURED BODY
PORCELAIN STONEWARE

DURCHGEFÄRBTES
FEINSTEINZEUG

КЕРАМОГРАНИТ,
ОКРАШЕННЫЙ В МАССЕ

DIGITAL TECHNOLOGY

GRÈS CÉRAME COLORÉ
DANS LA MASSE

PORCELÁNICO DE PASTA
DE COLOR

FORMATI

SIZES - FORMATS - FORMATE - FORMATOS - ФОРМАТЫ



IN/10 MM



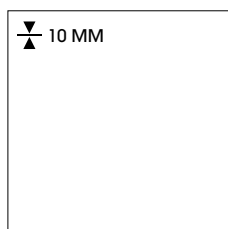
29,1x58,5
11,5"x23"
RETT / LUX RETT




BATTISCOPIA
9x58,5 3,5"x23"
RETT / LUX RETT




BATTISCOPIA
5x75 2"x30"
RETT / LUX RETT



58,5x58,5
23"x23"
RETT / LUX RETT




75x150
30"x60"
RETT / LUX RETT



58,5x117,2
23"x46,1"
RETT / LUX RETT

DECORATIVE PIECES AND SPECIAL TRIMS



MOSAIC MIX
29,1x29,1 11,5"x11,5"
RETT / LUX RETT



75X150 30"x60"

DMJ71501R	DOLOMITE WHITE RETT	75X150
DMJ71510R	CALACATTA RETT	75X150
DMJ71560R	RAPOLANO LATTE RETT	75X150
DMJ71540R	TRAVERTINO SILVER RETT	75X150
DMJ71504R	TUNDRA GREY RETT	75X150
DMJ71502R	AMANI SABBIA RETT	75X150

75X150 30"x60"

DMJ71501RL	DOLOMITE WHITE RETT/LUX	75X150
DMJ71510RL	CALACATTA RETT/LUX	75X150
DMJ71560RL	RAPOLANO LATTE RETT/LUX	75X150
DMJ71540RL	TRAVERTINO SILVER RETT/LUX	75X150
DMJ71504RL	TUNDRA GREY RETT/LUX	75X150
DMJ71502RL	AMANI SABBIA RETT/LUX	75X150

58,5X117,2 23"x46,1"

DMJ12601R	DOLOMITE WHITE RETT	58,5X117,2
DMJ12610R	CALACATTA RETT	58,5X117,2
DMJ12660R	RAPOLANO LATTE RETT	58,5X117,2
DMJ12644R	TRAVERTINO SILVER RETT	58,5X117,2
DMJ126040R	TUNDRA GREY RETT	58,5X117,2
DMJ12602R	AMANI SABBIA RETT	58,5X117,2

58,5X117,2 23"x46,1"

DMJ12601RL	DOLOMITE WHITE RETT/LUX	58,5X117,2
DMJ12610RL	CALACATTA RETT/LUX	58,5X117,2
DMJ12660RL	RAPOLANO LATTE RETT/LUX	58,5X117,2
DMJ12640RL	TRAVERTINO SILVER RETT/LUX	58,5X117,2
DMJ12604RL	TUNDRA GREY RETT/LUX	58,5X117,2
DMJ12602RL	AMANI SABBIA RETT/LUX	58,5X117,2

58,5x58,5 23"x23"

DMJ601R	DOLOMITE WHITE RETT	58,5X58,5
DMJ611R	CALACATTA RETT	58,5X58,5
DMJ616R	RAPOLANO LATTE RETT	58,5X58,5
DMJ614R	TRAVERTINO SILVER RETT	58,5X58,5
DMJ6040R	TUNDRA GREY RETT	58,5X58,5
DMJ602R	AMANI SABBIA RETT	58,5X58,5

58,5x58,5 23"x23"

DMJ601RL	DOLOMITE WHITE RETT/LUX	58,5X58,5
DMJ611RL	CALACATTA RETT/LUX	58,5X58,5
DMJ616RL	RAPOLANO LATTE RETT/LUX	58,5X58,5
DMJ614RL	TRAVERTINO SILVER RETT/LUX	58,5X58,5
DMJ604RL	TUNDRA GREY RETT/LUX	58,5X58,5
DMJ602RL	AMANI SABBIA RETT/LUX	58,5X58,5

29,1x58,5 11,5"x23"

DMJ301R	DOLOMITE WHITE RETT	29,1X58,5
DMJ311R	CALACATTA RETT	29,1X58,5
DMJ316R	RAPOLANO LATTE RETT	29,1X58,5
DMJ314R	TRAVERTINO SILVER RETT	29,1X58,5
DMJ3040R	TUNDRA GREY RETT	29,1X58,5
DMJ302R	AMANI SABBIA RETT	29,1X58,5

29,1x58,5 11,5"x23"

DMJ301RL	DOLOMITE WHITE RETT/LUX	29,1X58,5
DMJ311RL	CALACATTA RETT/LUX	29,1X58,5
DMJ316RL	RAPOLANO LATTE RETT/LUX	29,1X58,5
DMJ314RL	TRAVERTINO SILVER RETT/LUX	29,1X58,5
DMJ304RL	TUNDRA GREY RETT/LUX	29,1X58,5
DMJ302RL	AMANI SABBIA RETT/LUX	29,1X58,5

MOSAIC MIX
29,1x29,1 11,5"x11,5"

DMJM301R	DOLOMITE WHITE RETT MOSAIC MIX (TOZZ 5,3X5,3)	29,1X29,1
DMJM311R	CALACATTA RETT MOSAIC MIX (TOZZ 5,3X5,3)	29,1X29,1
DMJM316R	RAPOLANO LATTE RETT MOSAIC MIX (TOZZ 5,3X5,3)	29,1X29,1
DMJM314R	TRAVERTINO SILVER RETT MOSAIC MIX (TOZZ 5,3X5,3)	29,1X29,1
DMJM304R	TUNDRA GREY RETT MOSAIC MIX (TOZZ 5,3X5,3)	29,1X29,1
DMJM302R	AMANI SABBIA RETT MOSAIC MIX (TOZZ 5,3X5,3)	29,1X29,1

MOSAIC MIX
29,1x29,1 11,5"x11,5"

DMJM301RL	DOLOMITE WHITE RETT/LUX MOSAIC MIX (TOZZ 5,3X5,3)	29,1X29,1
DMJM311RL	CALACATTA RETT/LUX MOSAIC MIX (TOZZ 5,3X5,3)	29,1X29,1
DMJM316RL	RAPOLANO LATTE RETT/LUX MOSAIC MIX (TOZZ 5,3X5,3)	29,1X29,1
DMJM314RL	TRAVERTINO SILVER RETT/LUX MOSAIC MIX (TOZZ 5,3X5,3)	29,1X29,1
DMJM304RL	TUNDRA GREY RETT/LUX MOSAIC MIX (TOZZ 5,3X5,3)	29,1X29,1
DMJM302RL	AMANI SABBIA RETT/LUX MOSAIC MIX (TOZZ 5,3X5,3)	29,1X29,1

BATTISCOPIA
9X58,5 3,5"x23"

DMJB601R	DOLOMITE WHITE RETT BATTISCOPIA	9X58,5
DMJB611R	CALACATTA RETT BATTISCOPIA	9X58,5
DMJB616R	RAPOLANO LATTE RETT BATTISCOPIA	9X58,5
DMJB614R	TRAVERTINO SILVER RETT BATTISCOPIA	9X58,5
DMJB6040R	TUNDRA GREY RETT BATTISCOPIA	9X58,5
DMJB602R	AMANI SABBIA RETT BATTISCOPIA	9X58,5

BATTISCOPIA
9X58,5 3,5"x23"

DMJB601RL	DOLOMITE WHITE RETT/LUX BATTISCOPIA	9X58,5
DMJB611RL	CALACATTA RETT/LUX BATTISCOPIA	9X58,5
DMJB616RL	RAPOLANO LATTE RETT/LUX BATTISCOPIA	9X58,5
DMJB614RL	TRAVERTINO SILVER RETT/LUX BATTISCOPIA	9X58,5
DMJB604RL	TUNDRA GREY RETT/LUX BATTISCOPIA	9X58,5
DMJB602RL	AMANI SABBIA RETT/LUX BATTISCOPIA	9X58,5

BATTISCOPIA
5X75 2"x30"

DMJB01R	DOLOMITE WHITE RETT BATTISCOPIA	5X75
DMJB10R	CALACATTA RETT BATTISCOPIA	5X75
DMJB60R	RAPOLANO LATTE RETT BATTISCOPIA	5X75
DMJB40R	TRAVERTINO SILVER RETT BATTISCOPIA	5X75
DMJB04R	TUNDRA GREY RETT BATTISCOPIA	5X75
DMJB02R	AMANI SABBIA RETT BATTISCOPIA	5X75

BATTISCOPIA
5X75 2"x30"

DMJB010RL	DOLOMITE WHITE RETT/LUX BATTISCOPIA	5X75
DMJB10RL	CALACATTA RETT/LUX BATTISCOPIA	5X75
DMJB60RL	RAPOLANO LATTE RETT/LUX BATTISCOPIA	5X75
DMJB40RL	TRAVERTINO SILVER RETT/LUX BATTISCOPIA	5X75
DMJB04RL	TUNDRA GREY RETT/LUX BATTISCOPIA	5X75
DMJB02RL	AMANI SABBIA RETT/LUX BATTISCOPIA	5X75



**PIETRA
LUNI**

SOBRIETÀ
THE SOBRIETY
E SEMPLICITÀ
AND SIMPLICITY
DI UN MATERIALE
OF A VERSATILE
VERSATILE
MATERIAL





BIANCO RETT. LAPP. / 29,6X59,5 - 11,8"X23,8"



Collection
2020

General
Catalogue

PIETRA LUNI



BEIGE / 45,5X91 - 18,2"X36,8"



KITCHEN

BEIGE / 30X60 - 12"X24"
MARRONE / 30X60 - 12"X24"



NERO MIX / 30X30 - 12"X12"

**PORCELLANATO
IMPASTO COLORATO**

COLOURED BODY
PORCELAIN STONEWARE

DURCHGEFÄRBTES
FEINSTEINZEUG

КЕРАМОГРАНИТ,
ОКРАШЕННЫЙ В МАССЕ

DIGITAL TECHNOLOGY

GRÈS CÉRAME COLORÉ
DANS LA MASSE

PORCELÁNICO DE PASTA
DE COLOR

COLORI

COLOURS - COULEURS - FARBEN - COLORES - ЦВЕТА

FINITURE/FINISHES

LAPP RETT / NAT



BIANCO



GRIGIO



BEIGE



MARRONE



NERO

**PORCELLANATO
IMPASTO COLORATO**

COLOURED BODY
PORCELAIN STONEWARE

DURCHGEFÄRBTES
FEINSTEINZEUG

КЕРАМОГРАНИТ,
ОКРАШЕННЫЙ В МАССЕ

DIGITAL TECHNOLOGY

GRÈS CÉRAME COLORÉ
DANS LA MASSE

PORCELÁNICO DE PASTA
DE COLOR

FORMATI

SIZES - FORMATS - FORMATE - FORMATOS - ФОРМАТЫ



IN/10 MM



30x60
12"x24"

29,6x59,5
11,6"x23,4"

LAPP RETT



BATTISCOPA
9x60 3,5"x24"




45,5x91
18,2"x36,4"

44,5x90
17,5"x35,4"

LAPP RETT

DECORATIVE PIECES AND SPECIAL TRIMS



MIX
30x30 12"x12"

29,6x29,6 11,8"x11,8"
LAPP RETT



30x60 12"x24"	DPL310	PIETRA LUNI BIANCO	30X60
	DPL320	PIETRA LUNI BEIGE	30X60
	DPL340	PIETRA LUNI GRIGIO	30X60
	DPL360	PIETRA LUNI MARRONE	30X60
	DPL370	PIETRA LUNI NERO	30X60
29,6x59,5 11,6"x23,4"	DPL310RL	PIETRA LUNI BIANCO RETT/LAPP	29,6X59,5
	DPL320RL	PIETRA LUNI BEIGE RETT/LAPP	29,6X59,5
	DPL340RL	PIETRA LUNI GRIGIO RETT/LAPP	29,6X59,5
	DPL360RL	PIETRA LUNI MARRONE RETT/LAPP	29,6X59,5
	DPL370RL	PIETRA LUNI NERO RETT/LAPP	29,6X59,5
45,5x91 18,2"x36,4"	DPL910	PIETRA LUNI BIANCO	45,5X91
	DPL920	PIETRA LUNI BEIGE	45,5X91
	DPL940	PIETRA LUNI GRIGIO	45,5X91
	DPL960	PIETRA LUNI MARRONE	45,5X91
	DPL970	PIETRA LUNI NERO	45,5X91
44,5x90 17,5"x35,4"	DPL910RL	PIETRA LUNI BIANCO RETT/LAPP	44,5X90
	DPL920RL	PIETRA LUNI BEIGE RETT/LAPP	44,5X90
	DPL940RL	PIETRA LUNI GRIGIO RETT/LAPP	44,5X90
	DPL960RL	PIETRA LUNI MARRONE RETT/LAPP	44,5X90
	DPL970RL	PIETRA LUNI NERO RETT/LAPP	44,5X90
MIX 30x30 12"x12"	DPL10M	PIETRA LUNI BIANCO MIX (TOZZ 4X4) (T64)	30X30
	DPL20M	PIETRA LUNI BEIGE MIX (TOZZ 4X4) (T64)	30X30
	DPL40M	PIETRA LUNI GRIGIO MIX (TOZZ 4X4) (T64)	30X30
	DPL60M	PIETRA LUNI MARRONE MIX (TOZZ 4X4) (T64)	30X30
	DPL70M	PIETRA LUNI NERO MIX (TOZZ 4X4) (T64)	30X30
MIX 29,6x29,6 11,8"x11,8"	DPL10ML	PIETRA LUNI BIANCO MIX RET/LAP (TOZZ 4X4) (T64)	29,6X29,6
	DPL20ML	PIETRA LUNI BEIGE MIX RET/LAP (TOZZ 4X4) (T64)	29,6X29,6
	DPL40ML	PIETRA LUNI GRIGIO MIX RET/LAP (TOZZ 4X4) (T64)	29,6X29,6
	DPL60ML	PIETRA LUNI MARRONE MIX R/LAP (TOZZ 4X4) (T64)	29,6X29,6
	DPL70ML	PIETRA LUNI NERO MIX RET/LAP (TOZZ 4X4) (T64)	29,6X29,6
BATTISCOPA 9x60 3,5"x24"	DPL10B	PIETRA LUNI BIANCO BATTISCOPA	9X60
	DPL20B	PIETRA LUNI BEIGE BATTISCOPA	9X60
	DPL40B	PIETRA LUNI GRIGIO BATTISCOPA	9X60
	DPL60B	PIETRA LUNI MARRONE BATTISCOPA	9X60
	DPL70B	PIETRA LUNI NERO BATTISCOPA	9X60



BEIGE / 30X60 - 12"X24"



COMFORT S



SOGNARE,
DREAM,
PENSARE,
THINK,
PROGETTARE,
DESIGN,
CREARE
CREATE



COMFORT G WHITE AVENUE / 33,3X100 - 13"X39,4"
COMFORT S ASH RETT. / 59,5X59,5 - 23,4"X23,4"



Collection
2020

General
Catalogue

COMFORT S



WHITE RETT. / 59,5X119,2 - 23,4"X47"
SAND RETT. / 59,5X119,2 - 23,4"X47"



BEIGE ESAGONA MIX / 35X37,5 - 13,8"X14,8"
BEIGE RETT. / 59,5X119,2 - 23,4"X47"



SAND RETT. / 59,5X119,2 - 23,4"X47"
SAND ESAGONA MIX / 35X37,5 - 13,8"X14,8"

**PORCELLANATO
IMPASTO COLORATO**

DIGITAL TECHNOLOGY

COLOURED BODY
PORCELAIN STONEWARE

GRÈS CÉRAME COLORÉ
DANS LA MASSE

DURCHGEFÄRBTES
FEINSTEINZEUG

PORCELÁNICO DE PASTA
DE COLOR

КЕРАМОГРАНИТ,
ОКРАШЕННЫЙ В МАССЕ

COLORI

COLOURS - COULEURS - FARBEN - COLORES - ЦВЕТА

FINITURE/FINISHES

RETT



WHITE




BEIGE



SAND



ASH



SMOKE

COMFORT S

WHITE

SVILUPPO GRAFICO / GRAPHIC DEVELOPMENT



COMFORT S

BEIGE

SVILUPPO GRAFICO / GRAPHIC DEVELOPMENT

COMFORT S



COMFORT S

SAND

SVILUPPO GRAFICO / GRAPHIC DEVELOPMENT



COMFORT S

ASH

SVILUPPO GRAFICO / GRAPHIC DEVELOPMENT

COMFORT S



COMFORT S

SMOKE

SVILUPPO GRAFICO / GRAPHIC DEVELOPMENT





WHITE RETT. / 29,6X59,5 - 11,8"X23,4"
WHITE STICK / 29,6X43,4 - 11,8"X17"
WHITE RETT. / 59,5X59,5 - 23,4"X23,4"

**PORCELLANATO
IMPASTO COLORATO**

COLOURED BODY
PORCELAIN STONEWARE

DURCHGEFÄRBTES
FEINSTEINZEUG

КЕРАМОГРАНИТ,
ОКРАШЕННЫЙ В МАССЕ

DIGITAL TECHNOLOGY

GRÈS CÉRAME COLORÉ
DANS LA MASSE

PORCELÁNICO DE PASTA
DE COLOR

FORMATI

SIZES - FORMATS - FORMATE - FORMATOS - ФОРМАТЫ



IN/10 MM



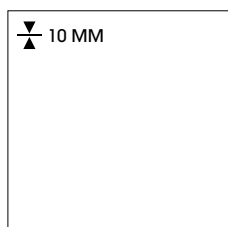
OUT/10 MM



29,6x59,5
11,8"x23,4"
RETT




BATTISCOPA
9x59,5 3,5"x23"
RETT

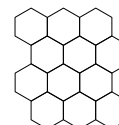


59,5x59,5
23,4"x23,4"
RETT


DECORATIVE PIECES AND SPECIAL TRIMS



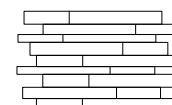
MOSAIC
29,6x29,6 11,5"x11,5"
RETT



ESAGONA MIX
35x37,5 13,8"x14,8"



59,5x119,2
23,4"x47"
RETT



STICK
29,6x43,4 11,8"x17"

COMFORT S

59,5X119,2 23,4"x47"

DCOS12610R	COMFORT S WHITE RETT	59,5X119,2
DCOS12604R	COMFORT S ASH RETT	59,5X119,2
DCOS12670R	COMFORT S SMOKE RETT	59,5X119,2
DCOS12602R	COMFORT S BEIGE RETT	59,5X119,2
DCOS12622R	COMFORT S SAND RETT	59,5X119,2

59,5X59,5 23,4"x23,4"

DCOS610R	COMFORT S WHITE RETT	59,5X59,5
DCOS604R	COMFORT S ASH RETT	59,5X59,5
DCOS670R	COMFORT S SMOKE RETT	59,5X59,5
DCOS602R	COMFORT S BEIGE RETT	59,5X59,5
DCOS622R	COMFORT S SAND RETT	59,5X59,5

29,6x59,5 11,8"x23,4"

DCOS310R	COMFORT S WHITE RETT	29,6X59,5
DCOS304R	COMFORT S ASH RETT	29,6X59,5
DCOS370R	COMFORT S SMOKE RETT	29,6X59,5
DCOS302R	COMFORT S BEIGE RETT	29,6X59,5
DCOS322R	COMFORT S SAND RETT	29,6X59,5

STICK 29,6X43,4 11,8"x17"

DCOSS10	COMFORT S WHITE STICK (T 18)	29,6X43,4
DCOSS04	COMFORT S ASH STICK (T 18)	29,6X43,4
DCOSS70	COMFORT S SMOKE STICK (T 18)	29,6X43,4
DCOSS02	COMFORT S BEIGE STICK (T 18)	29,6X43,4
DCOSS22	COMFORT S SAND STICK (T 18)	29,6X43,4

ESAGONA MIX
35X37,5 13,8"x14,8"

DCOSEM10	COMFORT S WHITE ESAGONA MIX (T 12)	35X37,5
DCOSEM04	COMFORT S ASH ESAGONA MIX (T 12)	35X37,5
DCOSEM70	COMFORT S SMOKE ESAGONA MIX (T 12)	35X37,5
DCOSEM02	COMFORT S BEIGE ESAGONA MIX (T 12)	35X37,5
DCOSEM22	COMFORT S SAND ESAGONA MIX (T 12)	35X37,5

MOSAIC 29,6x29,6 11,5"x11,5"

DCOSM10	COMFORT S WHITE MOSAIC (T 36) RETT	29,6X29,6
DCOSM04	COMFORT S ASH MOSAIC (T 36) RETT	29,6X29,6
DCOSM70	COMFORT S SMOKE MOSAIC (T 36) RETT	29,6X29,6
DCOSM02	COMFORT S BEIGE MOSAIC (T 36) RETT	29,6X29,6
DCOSM22	COMFORT S SAND MOSAIC (T 36) RETT	29,6X29,6

BATTISCOPA 9x59,5 3,5"x23,4"

DCOSB61R	COMFORT S WHITE RETT BATTISCOPA	9X59,5
DCOSB604R	COMFORT S ASH RETT BATTISCOPA	9X59,5
DCOSB67R	COMFORT S SMOKE BATTISCOPA	9X59,5
DCOSB602R	COMFORT S BEIGE RETT BATTISCOPA	9X59,5
DCOSB62R	COMFORT S SAND RETT BATTISCOPA	9X59,5

VERSIONE OUT

29,6X59,5 11,8"x23,4"

DCOS310OR	COMFORT S WHITE OUT	29,6X59,5
DCOS304OR	COMFORT S ASH OUT	29,6X59,5
DCOS370OR	COMFORT S SMOKE OUT	29,6X59,5
DCOS302OR	COMFORT S BEIGE OUT	29,6X59,5
DCOS322OR	COMFORT S SAND OUT	29,6X59,5

COMFORT S ASH STICK / 29,6X43,4 - 11,8”X17”
COMFORT S ASH OUT / 29,6X59,5 - 11,8”X23,4”



EFFETTO
CONCRETE
CEMENTO E RESINA
AND RESIN EFFECT
+CONTEMPORARY
+ CONTEMPORARY





COMFORT R

SOGNARE.
DREAM,
PENSARE.
THINK,
PROGETTARE.
DESIGN,
CREARE
CREATE





COMFORT G BEIGE AVENUE / 33,3X100 - 13"X39,4"
COMFORT R BEIGE RETT. / 90X90 - 35,4"X35,4"



WHITE RETT. / 44,5X90 - 17,5"X35,4"
WHITE RETT. / 90X90 - 35,4"X35,4"





COMFORT R WHITE RETT. / 44,5X90 - 17,5"X35,4"
COMFORT C GREY GEO RETT. / 25X25 - 10"X10"
COMFORT R SMOKE RETT. / 90X90 - 35,4"X35,4"

KITCHEN



COMFORT C BEIGE RUG RETT. / 25X25 - 10"X10"
COMFORT R TIN RETT. / 44,5X90 - 17,5"X35,4"





COMFORT G WHITE / 33,3X100 - 13"X39,4"
COMFORT R SAND RETT. / 44,5X90 - 17,5"X35,4"

**PORCELLANATO
IMPASTO COLORATO**

DIGITAL TECHNOLOGY

COLOURED BODY
PORCELAIN STONEWARE

GRÈS CÉRAME COLORÉ
DANS LA MASSE

DURCHGEFÄRBTES
FEINSTEINZEUG

PORCELÁNICO DE PASTA
DE COLOR

КЕРАМОГРАНИТ,
ОКРАШЕННЫЙ В МАССЕ


COMFORT R

COLORI


COLOURS - COULEURS - FARBEN - COLORES - ЦВЕТА

FINITURE/FINISHES


RETT




WHITE




BEIGE



ASH



SAND



TIN



SMOKE

COMFORT R

WHITE

SVILUPPO GRAFICO / GRAPHIC DEVELOPMENT



COMFORT R

BEIGE

SVILUPPO GRAFICO / GRAPHIC DEVELOPMENT

COMFORT R



COMFORT R

SVILUPPO GRAFICO / GRAPHIC DEVELOPMENT

ASH



COMFORT R

SAND

SVILUPPO GRAFICO / GRAPHIC DEVELOPMENT

COMFORT R



COMFORT R

TIN

SVILUPPO GRAFICO / GRAPHIC DEVELOPMENT



COMFORT R

SMOKE

SVILUPPO GRAFICO / GRAPHIC DEVELOPMENT

COMFORT R



**PORCELLANATO
IMPASTO COLORATO**

COLOURED BODY
PORCELAIN STONEWARE

DURCHGEFÄRBTES
FEINSTEINZEUG

КЕРАМОГРАНИТ,
ОКРАШЕННЫЙ В МАССЕ

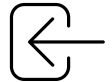
DIGITAL TECHNOLOGY

GRÈS CÉRAME COLORÉ
DANS LA MASSE


PORCELÁNICO DE PASTA
DE COLOR

FORMATI

SIZES - FORMATS - FORMATE - FORMATOS - ФОРМАТЫ



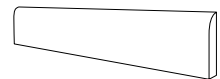
IN/10 MM



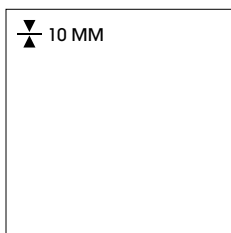
44,5x90
17,5"x35,4"
RETT



BATTISCOPIA
9x59,5 3,5"x23,4"
RETT

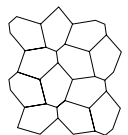


BATTISCOPIA
7x90 2,8"x35,4"
RETT




59,5x59,5
23,4"x23,4"
RETT


DECORATIVE PIECES AND SPECIAL TRIMS



MOSAIC TURTLE
24,7x28,5 9,8"x11,2"



90x90
35,4"x35,4"
RETT



MOSAIC OBLIQUE
29,7x36,5 11,8"x14,4"



COMFORT G WHITE CHALK / 33,3X100 - 13"X39,4"
COMFORT G WHITE TOUCH / 33,3X100 - 13"X39,4"
COMFORT G WHITE SCRATCH / 33,3X100 - 13"X39,4"
COMFORT G WHITE BRUSH / 33,3X100 - 13"X39,4"
COMFORT R ASH RETT. / 59,5X59,5 - 23,4"X23,4"



90X90 35,4"x35,4"

DCOR9910R	COMFORT R WHITE RETT	90X90
DCOR9904R	COMFORT R ASH RETT	90X90
DCOR9940R	COMFORT R TIN RETT	90X90
DCOR9970R	COMFORT R SMOKE RETT	90X90
DCOR9902R	COMFORT R BEIGE RETT	90X90
DCOR9922R	COMFORT R SAND RETT	90X90

44,5x90 17,5"x35,4"

DCOR910R	COMFORT R WHITE RETT	44,5X90
DCOR904R	COMFORT R ASH RETT	44,5X90
DCOR940R	COMFORT R TIN RETT	44,5X90
DCOR970R	COMFORT R SMOKE RETT	44,5X90
DCOR902R	COMFORT R BEIGE RETT	44,5X90
DCOR922R	COMFORT R SAND RETT	44,5X90

59,5X59,5 23,4"x23,4"

DCOR610R	COMFORT R WHITE RETT	59,5X59,5
DCOR604R	COMFORT R ASH RETT	59,5X59,5
DCOR640R	COMFORT R TIN RETT	59,5X59,5
DCOR670R	COMFORT R SMOKE RETT	59,5X59,5
DCOR602R	COMFORT R BEIGE RETT	59,5X59,5
DCOR622R	COMFORT R SAND RETT	59,5X59,5

MOSAIC OBLIQUE
29,7x36,5 11,8"x14,4"

DCORMO10	COMFORT R WHITE MOSAIC OBLIQUE	29,7X36,5
DCORMO04	COMFORT R ASH MOSAIC OBLIQUE	29,7X36,5
DCORMO40	COMFORT R TIN MOSAIC OBLIQUE	29,7X36,5
DCORMO70	COMFORT R SMOKE MOSAIC OBLIQUE	29,7X36,5
DCORMO02	COMFORT R BEIGE MOSAIC OBLIQUE	29,7X36,5
DCORMO22	COMFORT R SAND MOSAIC OBLIQUE	29,7X36,5

MOSAIC TURTLE
24,7X28,5 9,8"x11,2"

DCORMT10	COMFORT R WHITE MOSAIC TURTLE	24,7X28,5
DCORMT04	COMFORT R ASH MOSAIC TURTLE	24,7X28,5
DCORMT40	COMFORT R TIN MOSAIC TURTLE	24,7X28,5
DCORMT70	COMFORT R SMOKE MOSAIC TURTLE	24,7X28,5
DCORMT02	COMFORT R BEIGE MOSAIC TURTLE	24,7X28,5
DCORMT22	COMFORT R SAND MOSAIC TURTLE	24,7X28,5

BATTISCOPA 9X59,5
3,5"x23,4"

DCORB61	COMFORT R WHITE RETT BATTISCOPA	9X59,5
DCORB604	COMFORT R ASH RETT BATTISCOPA	9X59,5
DCORB64	COMFORT R TIN RETT BATTISCOPA	9X59,5
DCORB67	COMFORT R SMOKE RETT BATTISCOPA	9X59,5
DCORB602	COMFORT R BEIGE RETT BATTISCOPA	9X59,5
DCORB62	COMFORT R SAND RETT BATTISCOPA	9X59,5

BATTISCOPA 7x90
2,8"x35,4"

DCORB91	COMFORT R WHITE RETT BATTISCOPA	7X90
DCORB904	COMFORT R ASH RETT BATTISCOPA	7X90
DCORB94	COMFORT R TIN RETT BATTISCOPA	7X90
DCORB97	COMFORT R SMOKE RETT BATTISCOPA	7X90
DCORB902	COMFORT R BEIGE RETT BATTISCOPA	7X90
DCORB92	COMFORT R SAND RETT BATTISCOPA	7X90



COMFORT R ASH MOSAIC TURTLE / 24,7X28,5 - 9,8"X11,2"



COMFORT C

SOGNARE,
DREAM,
PENSARE,
THINK,
PROGETTARE,
DESIGN,
CREARE
CREATE







BEIGE PAINT RETT. / 25X25 - 10"X10"

Collection
2020

General
Catalogue

COMFORT C



COMFORT C BEIGE RUG RETT. / 25X25 - 10"X10"
COMFORT W BEIGE / 20X120 - 8"X48"
COMFORT C IVORY PLAIN RETT. / 25X25 - 10"X10"



COMFORT C

BEIGE RUG RETT. / 25X25 - 10"X10"





BEIGE CIRCLE RETT. / 25X25 - 10"X10"



COMFORT W WHITE / 20X120 - 8"X48"
COMFORT C BEIGE GEO RETT. / 25X25 - 10"X10"



COMFORT C GREY PAINT RETT. / 25X25 - 10"X10"
ENTROPIA GRIGIO OUT RETT. / 75X75 - 30"X30"



ENT- RAN- CE

**PORCELLANATO
IMPASTO COLORATO**

COLOURED BODY
PORCELAIN STONEWARE

DURCHGEFÄRBTES
FEINSTEINZEUG

КЕРАМОГРАНИТ,
ОКРАШЕННЫЙ В МАССЕ

DIGITAL TECHNOLOGY

GRÈS CÉRAME COLORÉ
DANS LA MASSE


PORCELÁNICO DE PASTA
DE COLOR

COLORI

COLOURS - COULEURS - FARBEN - COLORES - ЦВЕТА

FINITURE/FINISHES

РЕТТ



IVORY PLAIN



BEIGE CIRCLE




BEIGE SQUARE



BEIGE PAINT



BEIGE RUG



BEIGE GEO



BEIGE EYE



GREY CIRCLE




GREY SQUARE



GREY PAINT



GREY RUG



GREY GEO



GREY EYE

**PORCELLANATO
IMPASTO COLORATO**

COLOURED BODY
PORCELAIN STONEWARE

DURCHGEFÄRBTES
FEINSTEINZEUG

КЕРАМОГРАНИТ,
ОКРАШЕННЫЙ В МАССЕ

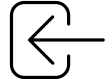
DIGITAL TECHNOLOGY

GRÈS CÉRAME COLORÉ
DANS LA MASSE

PORCELÁNICO DE PASTA
DE COLOR

FORMATI

SIZES - FORMATS - FORMATE - FORMATOS - ФОРМАТЫ



IN/10 MM

 10 MM



25x25
10"x10"
RETT



GREY CIRCLE RETT. - GREY GEO RETT. - GREY SQUARE RETT.
GREY RUG RETT. - GREY PAINT RETT. - GREY EYE RETT. / 25X25 - 10"X10"



COMFORT W SAND / 20X120 - 8"X48"
COMFORT C BEIGE RUG RETT. / 25X25 - 10"X10"

25X25 10"x10"

DCOC10	COMFORT C IVORY PLAIN RETT	25X25
DCOCC20	COMFORT C BEIGE CIRCLE RETT	25X25
DCOCS20	COMFORT C BEIGE SQUARE RETT	25X25
DCOCP20	COMFORT C BEIGE PAINT RETT	25X25
DCOCR20	COMFORT C BEIGE RUG RETT	25X25
DCOCG20	COMFORT C BEIGE GEO RETT	25X25
DCOCE20	COMFORT C BEIGE EYE RETT	25X25
DCOCC40	COMFORT C GREY CIRCLE RETT	25X25
DCOCS40	COMFORT C GREY SQUARE RETT	25X25
DCOCP40	COMFORT C GREY PAINT RETT	25X25
DCOCR40	COMFORT C GREY RUG RETT	25X25
DCOCG40	COMFORT C GREY GEO RETT	25X25
DCOCE40	COMFORT C GREY EYE RETT	25X25

GREY GEO RETT. / 25X25 - 10"X10"

COMFORT C





MANHATTAN



IL
CONCETTO
DI
THE
PUREZZA
CONCEPT
DELLA
OF PURITY
MATERIA
OF URBAN
URBANA
MATERIAL





PEARL RETT. / 59,5X59,5 - 23,4"X23,4"
PEARL RETT. / 29,6X59,5 - 11,8"X23,4"



PEARL RETT. / 29,6X59,5 - 11,8"X23,4"
FOG RETT. / 59,5X59,5 - 23,4"X23,4"

**PORCELLANATO
IMPASTO COLORATO**

COLOURED BODY
PORCELAIN STONEWARE

DURCHGEFÄRBTES
FEINSTEINZEUG

КЕРАМОГРАНИТ,
ОКРАШЕННЫЙ В МАССЕ

DIGITAL TECHNOLOGY

GRÈS CÉRAME COLORÉ
DANS LA MASSE

PORCELÁNICO DE PASTA
DE COLOR

MANHATTAN

COLORI

COLOURS - COULEURS - FARBEN - COLORES - ЦВЕТА

FINITURE/FINISHES

RETT / NAT




CHALK




PEARL



MUD



FOG



DARK

MANHATTAN

CHALK

SVILUPPO GRAFICO / GRAPHIC DEVELOPMENT



MANHATTAN

PEARL

SVILUPPO GRAFICO / GRAPHIC DEVELOPMENT

MANHATTAN



MANHATTAN

SVILUPPO GRAFICO / GRAPHIC DEVELOPMENT

MUD



MANHATTAN

FOG

SVILUPPO GRAFICO / GRAPHIC DEVELOPMENT

MANHATTAN



MANHATTAN

DARK

SVILUPPO GRAFICO / GRAPHIC DEVELOPMENT





**PORCELLANATO
IMPASTO COLORATO**

COLOURED BODY
PORCELAIN STONEWARE

DURCHGEFÄRBTES
FEINSTEINZEUG

КЕРАМОГРАНИТ,
ОКРАШЕННЫЙ В МАССЕ

DIGITAL TECHNOLOGY

GRÈS CÉRAME COLORÉ
DANS LA MASSE

PORCELÁNICO DE PASTA
DE COLOR

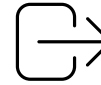
SEZ. OUT 20MM
PAG. 449

FORMATI

SIZES - FORMATS - FORMATE - FORMATOS - ФОРМАТЫ



IN/10 MM



OUT/10 MM



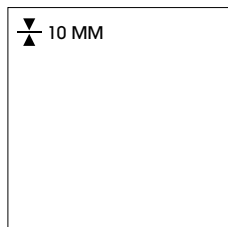
OUT/20 MM



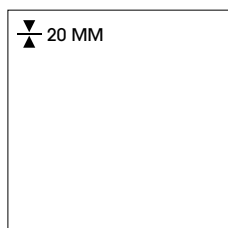
29,6x59,5
11,8"x23,4"
RETT



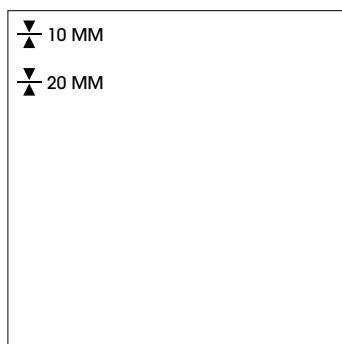
BATTISCOPIA
9x59,5 3,5"x23,4"
RETT



59,5x59,5
23,4"x23,4"
RETT

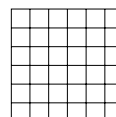


60x60
24"x24"
RETT



90x90
35,4"x35,4"
RETT

**DECORATIVE PIECES
AND SPECIAL TRIMS**



MOSAIC
29,6x29,5 11,8"x11,8"
RETT

PEARL RETT. / 29,6X59,5 - 11,8"X23,4"
DARK RETT. / 59,5X59,5 - 23,4"X23,4"



90X90 35,4"x35,4"

DMA9910R	MANHATTAN CHALK RETT	90X90
DMA9920R	MANHATTAN MUD RETT	90X90
DMA9940R	MANHATTAN PEARL RETT	90X90
DMA9970R	MANHATTAN FOG RETT	90X90
DMA9977R	MANHATTAN DARK RETT	90X90

59,5X59,5 23,4"x23,4"

DMA610R	MANHATTAN CHALK RETT	59,5X59,5
DMA620R	MANHATTAN MUD RETT	59,5X59,5
DMA640R	MANHATTAN PEARL RETT	59,5X59,5
DMA670R	MANHATTAN FOG RETT	59,5X59,5
DMA677R	MANHATTAN DARK RETT	59,5X59,5

29,6X59,5 11,8"x23,4"

DMA310R	MANHATTAN CHALK RETT	29,6X59,5
DMA320R	MANHATTAN MUD RETT	29,6X59,5
DMA340R	MANHATTAN PEARL RETT	29,6X59,5
DMA370R	MANHATTAN FOG RETT	29,6X59,5
DMA377R	MANHATTAN DARK RETT	29,6X59,5

MOSAIC 29,6x29,5 11,8"x11,8"

DMA10MR	MANHATTAN CHALK MOSAIC RETT (TOZZ 5X5 PZ 36)	29,6X29,5
DMA20MR	MANHATTAN MUD MOSAIC RETT (TOZZ 5X5 PZ 36)	29,6X29,5
DMA40MR	MANHATTAN PEARL MOSAIC RETT (TOZZ 5X5 PZ 36)	29,6X29,5
DMA70MR	MANHATTAN FOG MOSAIC RETT (TOZZ 5X5 PZ 36)	29,6X29,5
DMA77MR	MANHATTAN DARK MOSAIC RETT (TOZZ 5X5 PZ 36)	29,6X29,5

BATTISCOPA 9X59,5 3,5"x23,4"

DMAB61R	MANHATTAN CHALK RETT BATTISCOPA	9X59,5
DMAB62R	MANHATTAN MUD RETT BATTISCOPA	9X59,5
DMAB64R	MANHATTAN PEARL RETT BATTISCOPA	9X59,5
DMAB67R	MANHATTAN FOG RETT BATTISCOPA	9X59,5
DMAB677R	MANHATTAN DARK RETT BATTISCOPA	9X59,5

VERSIONE OUT

59,5X59,5 23,4"x23,4"

DMA620OR	MANHATTAN MUD OUT RETT	59,5X59,5
DMA640OR	MANHATTAN PEARL OUT RETT	59,5X59,5

VERSIONE OUT 20 MM

90X90 35,4"x35,4"

DMA9920OR	MANHATTAN MUD OUT RETT 20 MM	90X90
DMA9940OR	MANHATTAN PEARL OUT RETT 20 MM	90X90
DMA9970OR	MANHATTAN FOG OUT RETT 20 MM	90X90

60X60 24"x24"

DMA6220OR	MANHATTAN MUD OUT RETT 20 MM	60X60
DMA6240OR	MANHATTAN PEARL OUT RETT 20 MM	60X60

MUD RETT. / 59,5X59,5 - 23,4"X23,4"
MUD OUT RETT. / 59,5X59,5 - 23,4"X23,4"

MANHATTAN





ENTROPIA

LA
SUPERFICIE,

IL
THE
MINIMALISMO
SURFACES,

DEL
THE MINIMALISM
CEMENTO
OF CONCRETE





BIANCO / 60X60 - 24"X24"



Collection
2020

General
Catalogue

ENTROPIA



GRIGIO RETT. / 75X75 - 30"X30"
GRIGIO OUT / 75X75 - 30"X30"

GREIGE RETT. / 59,5X119,2 - 23,4"X47"







GREIGE RETT. / 75X75 - 30"X30"
GREIGE MOSAIC MURETTO / 30X30 - 12"X12"



ANTRACITE RETT. / 59,5X119,2 - 23,4"X47"

**PORCELLANATO
IMPASTO COLORATO**

DIGITAL TECHNOLOGY

COLOURED BODY
PORCELAIN STONEWARE

GRÈS CÉRAME COLORÉ
DANS LA MASSE

DURCHGEFÄRBTES
FEINSTEINZEUG

PORCELÁNICO DE PASTA
DE COLOR


КЕРАМОГРАНИТ,
ОКРАШЕННЫЙ В МАССЕ

COLORI


COLOURS - COULEURS - FARBEN - COLORES - ЦВЕТА

FINITURE/FINISHES


RETT / LAPP RETT / NAT




BIANCO




BEIGE



GREIGE



GRIGIO



ANTRACITE

**PORCELLANATO
IMPASTO COLORATO**

DIGITAL TECHNOLOGY

COLOURED BODY
PORCELAIN STONEWARE

GRÈS CÉRAME COLORÉ
DANS LA MASSE

DURCHGEFÄRBTES
FEINSTEINZEUG


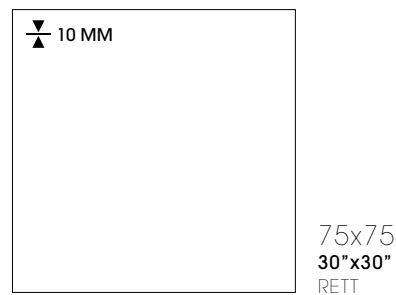
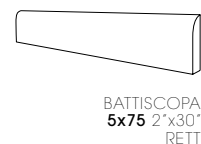
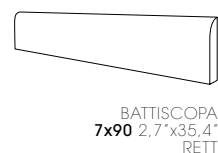
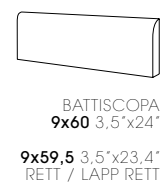
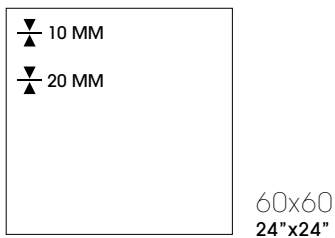
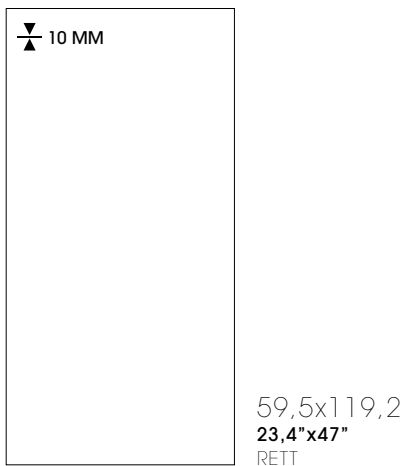
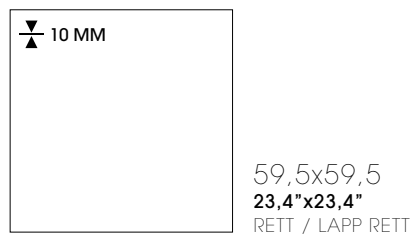
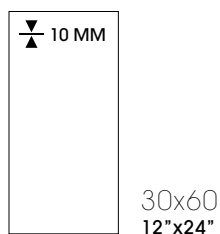
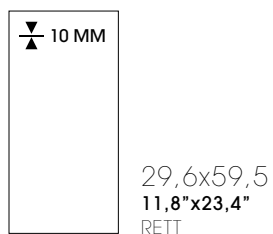

PORCELÁNICO DE PASTA
DE COLOR

КЕРАМОГРАНИТ,
ОКРАШЕННЫЙ В МАССЕ

SEZ. OUT 20MM
PAG. 449

FORMATI


SIZES - FORMATS - FORMATE - FORMATOS - ФОРМАТЫ






GREIGE MOSAIC MURETTO / 30X30 - 12"X12"


DECORATIVE PIECES AND SPECIAL TRIMS



MOSAIC
29,6X29,6 11,8"x11,8"



MOSAIC MURETTO
30x30 12"x12"



MOSAIC ANTICATO
30x30 12"x12"



MULTI DECOR SILVER
30x60 12"x24"
29,6X59,5 11,8"x23,4"
RETT



MULTI DECOR GREIGE
30x60 12"x24"
29,6X59,5 11,8"x23,4"
RETT

90X90 35,4"x35,4"

DEN9910R	ENTROPIA BIANCO RETT	90X90
DEN9920R	ENTROPIA BEIGE RETT	90X90
DEN9924R	ENTROPIA GREIGE RETT	90X90
DEN9940R	ENTROPIA GRIGIO RETT	90X90
DEN9970R	ENTROPIA ANTRACITE RETT	90X90

59,5X119,2 23,4"x47"

DEN12610R	ENTROPIA BIANCO RETT	59,5X119,2
DEN12620R	ENTROPIA BEIGE RETT	59,5X119,2
DEN12624R	ENTROPIA GREIGE RETT	59,5X119,2
DEN12640R	ENTROPIA GRIGIO RETT	59,5X119,2
DEN12670R	ENTROPIA ANTRACITE RETT	59,5X119,2

60X60 24"x24"

DEN610	ENTROPIA BIANCO	60X60
DEN620	ENTROPIA BEIGE	60X60
DEN624	ENTROPIA GREIGE	60X60
DEN640	ENTROPIA GRIGIO	60X60
DEN670	ENTROPIA ANTRACITE	60X60

59,5X59,5 23,4"x23,4"

DEN610R	ENTROPIA BIANCO RETT	59,5X59,5
DEN620R	ENTROPIA BEIGE RETT	59,5X59,5
DEN624R	ENTROPIA GREIGE RETT	59,5X59,5
DEN640R	ENTROPIA GRIGIO RETT	59,5X59,5
DEN670R	ENTROPIA ANTRACITE RETT	59,5X59,5

59,5X59,5 23,4"x23,4"

DEN610RL	ENTROPIA BIANCO RETT/LAPP	59,5X59,5
DEN620RL	ENTROPIA BEIGE RETT/LAPP	59,5X59,5
DEN624RL	ENTROPIA GREIGE RETT/LAPP	59,5X59,5
DEN640RL	ENTROPIA GRIGIO RETT/LAPP	59,5X59,5
DEN670RL	ENTROPIA ANTRACITE RETT/LAPP	59,5X59,5

30X60 12"x24"

DEN310	ENTROPIA BIANCO	30X60
DEN320	ENTROPIA BEIGE	30X60
DEN324	ENTROPIA GREIGE	30X60
DEN340	ENTROPIA GRIGIO	30X60
DEN370	ENTROPIA ANTRACITE	30X60

29,6X59,5 11,8"x23,4"

DEN310R	ENTROPIA BIANCO RETT	29,6X59,5
DEN320R	ENTROPIA BEIGE RETT	29,6X59,5
DEN324R	ENTROPIA GREIGE RETT	29,6X59,5
DEN340R	ENTROPIA GRIGIO RETT	29,6X59,5
DEN370R	ENTROPIA ANTRACITE RETT	29,6X59,5

75X75 30"x30"

DEN710R	ENTROPIA BIANCO RETT	75X75
DEN720R	ENTROPIA BEIGE RETT	75X75
DEN724R	ENTROPIA GREIGE RETT	75X75
DEN740R	ENTROPIA GRIGIO RETT	75X75
DEN770R	ENTROPIA ANTRACITE RETT	75X75

29,6X29,6 11,8"x11,8"

DEN3010R	ENTROPIA BIANCO RETT	29,6X29,6
DEN3020R	ENTROPIA BEIGE RETT	29,6X29,6
DEN3024R	ENTROPIA GREIGE RETT	29,6X29,6
DEN3040R	ENTROPIA GRIGIO RETT	29,6X29,6
DEN3070R	ENTROPIA ANTRACITE RETT	29,6X29,6

29,6X29,6 11,8"x11,8"
MOSAIC

DEN10M	ENTROPIA BIANCO MOSAIC (MIX TOZZ 5X5 PZ 36)	29,6X29,6
DEN20M	ENTROPIA BEIGE MOSAIC (MIX TOZZ 5X5 PZ 36)	29,6X29,6
DEN24M	ENTROPIA GREIGE MOSAIC (MIX TOZZ 5X5 PZ 36)	29,6X29,6
DEN40M	ENTROPIA GRIGIO MOSAIC (MIX TOZZ 5X5 PZ 36)	29,6X29,6
DEN70M	ENTROPIA ANTRACITE MOSAIC (MIX TOZZ 5X5 PZ 36)	29,6X29,6

MOSAIC ANTICATO
30X30 12"x12"

DEN10MA	ENTROPIA BIANCO MOSAIC ANTICATO (MIX T.1X1 PZ 484)	30X30
DEN20MA	ENTROPIA BEIGE MOSAIC ANTICATO (MIX T. 1X1 PZ 484)	30X30
DEN24MA	ENTROPIA GREIGE MOSAIC (MIX T. 1X1 PZ 484)	30X30
DEN40MA	ENTROPIA GRIGIO MOSAIC ANTICATO (MIX T.1X1 PZ 484)	30X30
DEN70MA	ENTROPIA ANTRACITE MOSAIC ANTICATO (MIX T.1X1 PZ 484)	30X30

MOSAIC MURETTO
30X30 12"x12"

DEN10MM	ENTROPIA BIANCO MOSAIC MURETTO (TOZZ PZ 72)	30X30
DEN20MM	ENTROPIA BEIGE MOSAIC MURETTO (TOZZ PZ 72)	30X30
DEN24MM	ENTROPIA GREIGE MOSAIC MURETTO (TOZZ PZ 72)	30X30
DEN40MM	ENTROPIA GRIGIO MOSAIC MURETTO (TOZZ PZ 72)	30X30
DEN70MM	ENTROPIA ANTRACITE MOSAIC MURETTO (TOZZ PZ 72)	30X30

MULTI DEKOR
30X60 12"x24"

DUT32MD	MULTI DEKOR GREIGE (SET 4 PZ)	30X60
DUT34MD	MULTI DEKOR SILVER (SET 4 PZ)	30X60

29,6X59,5 11,8"x23,4"
MULTI DEKOR

DUT32MDR	MULTI DEKOR GREIGE RETT (SET 4 PZ)	29,6X59,5
DUT34MDR	MULTI DEKOR SILVER RETT (SET 4 PZ)	29,6X59,5

BATTISCOPA
9X60 3,5"x24"

DENB10	ENTROPIA BIANCO BATTISCOPA	9X60
DENB20	ENTROPIA BEIGE BATTISCOPA	9X60
DENB24	ENTROPIA GREIGE BATTISCOPA	9X60
DENB40	ENTROPIA GRIGIO BATTISCOPA	9X60
DENB70	ENTROPIA ANTRACITE BATTISCOPA	9X60

9X59,5 3,5"x23,4"
BATTISCOPA

DENB10R	ENTROPIA BIANCO RETT BATTISCOPA	9X59,5
DENB20R	ENTROPIA BEIGE RETT BATTISCOPA	9X59,5
DENB24R	ENTROPIA GREIGE RETT BATTISCOPA	9X59,5
DENB40R	ENTROPIA GRIGIO RETT BATTISCOPA	9X59,5
DENB70R	ENTROPIA ANTRACITE RETT BATTISCOPA	9X59,5

9X59,5 3,5"x23,4"
BATTISCOPA

DENB10RL	ENTROPIA BIANCO RETT/LAPP BATTISCOPA	9X59,5
DENB20RL	ENTROPIA BEIGE RETT/LAPP BATTISCOPA	9X59,5
DENB24RL	ENTROPIA GREIGE RETT/LAPP BATTISCOPA	9X59,5
DENB40RL	ENTROPIA GRIGIO RETT/LAPP BATTISCOPA	9X59,5
DENB70RL	ENTROPIA ANTRACITE RETT/LAPP BATTISCOPA	9X59,5

BATTISCOPIA
7X90 2,7"x35,4"

DENB910R	ENTROPIA BIANCO RETT BATTISCOPIA	7X90
DENB920R	ENTROPIA BEIGE RETT BATTISCOPIA	7X90
DENB924R	ENTROPIA GREIGE RETT BATTISCOPIA	7X90
DENB940R	ENTROPIA GRIGIO RETT BATTISCOPIA	7X90
DENB970R	ENTROPIA ANTRACITE RETT BATTISCOPIA	7X90

BATTISCOPIA
5X75 2"x30"

DENB710R	ENTROPIA BIANCO RETT BATTISCOPIA	5X75
DENB720R	ENTROPIA BEIGE RETT BATTISCOPIA	5X75
DENB724R	ENTROPIA GREIGE RETT BATTISCOPIA	5X75
DENB740R	ENTROPIA GRIGIO RETT BATTISCOPIA	5X75
DENB770R	ENTROPIA ANTRACITE RETT BATTISCOPIA	5X75

VERSIONE OUT

90X90 35,4"x35,4"

DEN9920OR	ENTROPIA BEIGE OUT RETT	90X90
DEN9940OR	ENTROPIA GRIGIO OUT RETT	90X90
DEN9970OR	ENTROPIA ANTRACITE OUT RETT	90X90

75X75 30"x30"

DEN720OR	ENTROPIA BEIGE OUT RETT	75X75
DEN740OR	ENTROPIA GRIGIO OUT RETT	75X75
DEN770OR	ENTROPIA ANTRACITE OUT RETT	75X75

60X60 24"x24"

DEN610O	ENTROPIA BIANCO OUT	60X60
DEN620O	ENTROPIA BEIGE OUT	60X60
DEN624O	ENTROPIA GREIGE OUT	60X60
DEN640O	ENTROPIA GRIGIO OUT	60X60
DEN670O	ENTROPIA ANTRACITE OUT	60X60

VERSIONE OUT 20 MM

60X60 24"x24"

DEN6220OR	ENTROPIA BEIGE OUT RETT. 20 MM	60X60
DEN6240OR	ENTROPIA GRIGIO OUT RETT. 20 MM	60X60
DEN6270OR	ENTROPIA ANTRACITE OUT RETT. 20 MM	60X60

GRA. T. TONDO
30X60 12"x24"

DENTT20	GRAD. T. TONDO ENTR. BEIGE OUT 20 MM	30X60
DENTT40	GRAD. T. TONDO ENTR. GRIGIO OUT 20 MM	30X60
DENTT70	GRAD. T. TONDO ENTR. ANTRA OUT 20 MM	30X60

ANG. GRA. T. TONDO
60X60 24"x24"

DENATT20	ANG. GRAD. T. TONDO ENTR. BEIGE OUT 20 MM	60X60
DENATT40	ANG. GRAD. T. TONDO ENTR. GRIGIO OUT 20 MM	60X60
DENATT70	ANG. GRAD. T. TONDO ENTR. ANTRAC. OUT 20 MM	60X60

90X90 35,4"x35,4"

DEN9020OR	ENTROPIA BEIGE OUT RETT. 20 MM	90X90
DEN9040OR	ENTROPIA GRIGIO OUT RETT. 20 MM	90X90
DEN9070OR	ENTROPIA ANTRACITE OUT RETT. 20 MM	90X90

GRA. T. TONDO
44,5X90 17,5"x35,4"

DENTT92OR	GRAD. T. TONDO ENTR. BEIGE OUT 20 MM	44,5X90
DENTT94OR	GRAD. T. TONDO ENTR. GRIGIO OUT 20 MM	44,5X90
DENTT97OR	GRAD. T. TONDO ENTR. ANTRA OUT 20 MM	44,5X90

ANG. GRA. T. TONDO
90X90 35,4"x35,4"

DENAT92OR	ANG. GRAD. T. TONDO ENTR. BEIGE OUT 20 MM	90X90
DENAT94OR	ANG. GRAD. T. TONDO ENTR. GRIGIO OUT 20 MM	90X90
DENAT97OR	ANG. GRAD. T. TONDO ENTR. ANTRAC. OUT 20 MM	90X90

GRIGLIA
20X90 8"x35,4"

DENG92	GRIGLIA ENTROPIA BEIGE OUT 20 MM	20X90
DENG94	GRIGLIA ENTROPIA GRIGIO OUT 20 MM	20X90
DENG97	GRIGLIA ENTROPIA ANTRA OUT 20 MM	20X90

ANG. DX GRIGLIA
20X90 8"x35,4"

DENAG92D	ANG.DX.GRIGLIA ENTROPIA BEIGE OUT 20 MM	20X90
DENAG94D	ANG.DX.GRIGLIA ENTROPIA GRIGIO OUT 20 MM	20X90
DENAG97D	ANG.DX.GRIGLIA ENTROPIA ANTRA OUT 20 MM	20X90

ANG. SX GRIGLIA
20X90 8"x35,4"

DENAG92S	ANG.SIN.GRIGLIA ENTROPIA BEIGE OUT 20 MM	20X90
DENAG94S	ANG.SIN.GRIGLIA ENTROPIA GRIGIO OUT 20 MM	20X90
DENAG97S	ANG.SIN.GRIGLIA ENTROPIA ANTRA OUT 20 MM	20X90



UPTOWN

ESSENZIALE
E MODERNO.
MATERIA
CHE DIALOGA

ESSENTIAL
AND MODERN,
MATERIAL THAT
DIALOGUES





GREIGE RETT. LAPP. / 59,5X59,5 - 23,8"X23,8"
GREIGE OUT / 60X60 - 24"X24"



Collection
2020

**General
Catalogue**

UPTOWN



WHITE RETT. / 44,5X90 - 17,5"X35,4"



shops

SILVER RETT. / 44,5X90 - 17,5"X35,4"
SILVER RETT. LAPP. / 44,5X90 - 17,5"X35,4"





Outdoor



LEAD OUT / 60X60 - 24"X24"
LEAD RETT. / 59,5X59,5 - 23,4"X23,4"





GREIGE RETT. / 59,5X59,5 - 23,4"X23,4"

**PORCELLANATO
IMPASTO COLORATO**

DIGITAL TECHNOLOGY

COLOURED BODY
PORCELAIN STONEWARE

GRÈS CÉRAME COLORÉ
DANS LA MASSE

DURCHGEFÄRBTES
FEINSTEINZEUG

PORCELÁNICO DE PASTA
DE COLOR

КЕРАМОГРАНИТ,
ОКРАШЕННЫЙ В МАССЕ

COLORI

COLOURS - COULEURS - FARBEN - COLORES - ЦВЕТА

FINITURE/FINISHES


RETT / LAPP RETT / NAT



WHITE



SILVER



GREIGE



LEAD

**PORCELLANATO
IMPASTO COLORATO**

COLOURED BODY
PORCELAIN STONEWARE

DURCHGEFÄRBTES
FEINSTEINZEUG

КЕРАМОГРАНИТ,
ОКРАШЕННЫЙ В МАССЕ


DIGITAL TECHNOLOGY

GRÈS CÉRAME COLORÉ
DANS LA MASSE

PORCELÁNICO DE PASTA
DE COLOR


FORMATI

SIZES - FORMATS - FORMATE - FORMATOS - ФОРМАТЫ




30x60
12"x24"

29,6x59,5
11,8"x23,4"
RETT / RETT LAPP

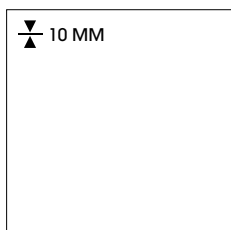


75x150
30"x60"
RETT




45,5x91
18,2"x36,8"

44,5x90
17,5"x35,4"
RETT / RETT LAPP



60x60
24"x24"

59,5x59,5
23,4"x23,4"
RETT / RETT LAPP

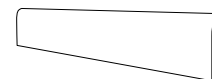


90x90
35,4"x35,4"
RETT / RETT LAPP

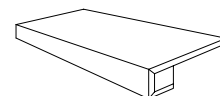


BATTISCOPA
9x60 3,5"x24"

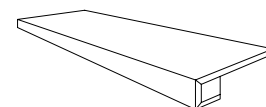
9x59,5 3,5"x23,4"
RETT / RETT LAPP



BATTISCOPA (Rett.)
7x90 2,8"x35,4"
RETT / RETT LAPP



SCALINO COSTA RETTA
30x60 12"x24"




SCALINO COSTA RETTA
45x90 17,7"x35,4"
RETT



GREIGE / 90X90 - 35,4"X35,4"

**DECORATIVE PIECES
AND SPECIAL TRIMS**



MIX
30x30 12"x12"



MULTI DEKOR SILVER
30x60 12"x24"



MULTI DEKOR GREIGE
30x60 12"x24"

75X150 30"x60"

DUT71510R	UPTOWN WHITE RETT	75X150
DUT71504R	UPTOWN LEAD RETT	75X150
DUT71540R	UPTOWN SILVER RETT	75X150
DUT71520R	UPTOWN GREIGE RETT	75X150

90X90 35,4"x35,4"

DUT9910R	UPTOWN WHITE RETT	90X90
DUT9920R	UPTOWN GREIGE RETT	90X90
DUT9940R	UPTOWN SILVER RETT	90X90
DUT9904R	UPTOWN LEAD RETT	90X90

90X90 35,4"x35,4"

DUT9910RL	UPTOWN WHITE RETT/LAPP	90X90
DUT9920RL	UPTOWN GREIGE RETT/LAPP	90X90
DUT9940RL	UPTOWN SILVER RETT/LAPP	90X90
DUT9904RL	UPTOWN LEAD RETT/LAPP	90X90

45,5X91 18,2"x36,8"

DUT910	UPTOWN WHITE	45,5X91
DUT920	UPTOWN GREIGE	45,5X91
DUT940	UPTOWN SILVER	45,5X91
DUT904	UPTOWN LEAD	45,5X91

60X60 24"x24"

DUT610	UPTOWN WHITE	60X60
DUT620	UPTOWN GREIGE	60X60
DUT640	UPTOWN SILVER	60X60
DUT604	UPTOWN LEAD	60X60

30X60 12"x24"

DUT310	UPTOWN WHITE	30X60
DUT320	UPTOWN GREIGE	30X60
DUT340	UPTOWN SILVER	30X60
DUT304	UPTOWN LEAD	30X60

44,5X90 17,5"x35,4"

DUT910R	UPTOWN WHITE RETTIFICATO	44,5X90
DUT920R	UPTOWN GREIGE RETTIFICATO	44,5X90
DUT940R	UPTOWN SILVER RETTIFICATO	44,5X90
DUT904R	UPTOWN LEAD RETTIFICATO	44,5X90

59,5X59,5 23,4"x23,4"

DUT610R	UPTOWN WHITE RETTIFICATO	59,5X59,5
DUT620R	UPTOWN GREIGE RETTIFICATO	59,5X59,5
DUT640R	UPTOWN SILVER RETTIFICATO	59,5X59,5
DUT604R	UPTOWN LEAD RETTIFICATO	59,5X59,5

29,6X59,5 11,8"x23,4"

DUT310R	UPTOWN WHITE RETTIFICATO	29,6X59,5
DUT320R	UPTOWN GREIGE RETTIFICATO	29,6X59,5
DUT340R	UPTOWN SILVER RETTIFICATO	29,6X59,5
DUT304R	UPTOWN LEAD RETTIFICATO	29,6X59,5

44,5X90 17,5"x35,4"

DUT910RL	UPTOWN WHITE RETT/LAPP	44,5X90
DUT920RL	UPTOWN GREIGE RETT/LAPP	44,5X90
DUT940RL	UPTOWN SILVER RETT/LAPP	44,5X90
DUT904RL	UPTOWN LEAD RETT/LAPP	44,5X90

59,5X59,5 23,4"x23,4"	DUT610RL	UPTOWN WHITE RETT/LAPP	59,5X59,5
	DUT620RL	UPTOWN GREIGE RETT/LAPP	59,5X59,5
	DUT640RL	UPTOWN SILVER RETT/LAPP	59,5X59,5
	DUT604RL	UPTOWN LEAD RETT/LAPP	59,5X59,5
29,6X59,5 11,8"x23,4"	DUT310RL	UPTOWN WHITE RETT/LAPP	29,6X59,5
	DUT320RL	UPTOWN GREIGE RETT/LAPP	29,6X59,5
	DUT340RL	UPTOWN SILVER RETT/LAPP	29,6X59,5
	DUT304RL	UPTOWN LEAD RETT/LAPP	29,6X59,5
DEKOR 30X60 12"x24"	DUT32MD	MULTI DEKOR GREIGE (SET 4 PZ)	30X60
	DUT34MD	MULTI DEKOR SILVER (SET 4 PZ)	30X60
DEKOR 29,6X59,5 11,8"x23,4"	DUT32MDR	MULTI DEKOR GREIGE RETT (SET 4 PZ)	29,6X59,5
	DUT34MDR	MULTI DEKOR SILVER RETT (SET 4 PZ)	29,6X59,5
MIX 30X30 12"x12"	DUTM10	UPTOWN WHITE MIX (TOZZ 5X5)	30X30
	DUTM20	UPTOWN GREIGE MIX (TOZZ 5X5)	30X30
	DUTM40	UPTOWN SILVER MIX (TOZZ 5X5)	30X30
	DUTM04	UPTOWN LEAD MIX (TOZZ 5X5)	30X30
BATTISCOPA 9X60 3,5"x24"	DUTB10	UPTOWN WHITE BATTISCOPA	9X60
	DUTB20	UPTOWN GREIGE BATTISCOPA	9X60
	DUTB40	UPTOWN SILVER BATTISCOPA	9X60
	DUTB04	UPTOWN LEAD BATTISCOPA	9X60
BATTISCOPA 9X59,5 3,5"x23,4"	DUTBR10	UPTOWN WHITE BATTISCOPA RETT	9X59,5
	DUTBR20	UPTOWN GREIGE BATTISCOPA RETT	9X59,5
	DUTBR40	UPTOWN SILVER BATTISCOPA RETT	9X59,5
	DUTBR04	UPTOWN LEAD BATTISCOPA RETT	9X59,5
BATTISCOPA 9X59,5 3,5"x23,4"	DUTBRL10	UPTOWN WHITE BATTISCOPA RETT/LAPP	9X59,5
	DUTBRL20	UPTOWN GREIGE BATTISCOPA RETT/LAPP	9X59,5
	DUTBRL40	UPTOWN SILVER BATTISCOPA RETT/LAPP	9X59,5
	DUTBRL04	UPTOWN LEAD BATTISCOPA RETT/LAPP	9X59,5
BATTISCOPA 7X90 2,8"x35,4"	DUTBR910	UPTOWN WHITE BATTISCOPA RETT	7X90
	DUTBR920	UPTOWN GREIGE BATTISCOPA RETT	7X90
	DUTBR940	UPTOWN SILVER BATTISCOPA RETT	7X90
	DUTBR904	UPTOWN LEAD BATTISCOPA RETT	7X90
BATTISCOPA 7X90 2,8"x35,4"	DUTBRL910	UPTOWN WHITE BATTISCOPA RETT/LAPP	7X90
	DUTBRL920	UPTOWN GREIGE BATTISCOPA RETT/LAPP	7X90
	DUTBRL940	UPTOWN SILVER BATTISCOPA RETT/LAPP	7X90
	DUTBRL904	UPTOWN LEAD BATTISCOPA RETT/LAPP	7X90

SCALINO C. RETTA
30X60 12"x24"

DUTS310	UPTOWN WHITE SCALINO C. RETTA	30X60X4
DUTS320	UPTOWN GREIGE SCALINO C. RETTA	30X60X4
DUTS340	UPTOWN SILVER SCALINO C. RETTA	30X60X4
DUTS304	UPTOWN LEAD SCALINO C. RETTA	30X60X4

SCALINO C. RETTA
45X90 17,7"x35,4"

DUTS910	UPTOWN WHITE SCALINO C. RETTA RETT	45X90X4
DUTS920	UPTOWN GREIGE SCALINO C. RETTA RETT	45X90X4
DUTS940	UPTOWN SILVER SCALINO C. RETTA RETT	45X90X4
DUTS904	UPTOWN LEAD SCALINO C. RETTA RETT	45X90X4

VERSIONE OUT

90X90 35,4"x35,4"

DUT9940OR	UPTOWN SILVER OUT RETT	90X90
DUT9904OR	UPTOWN LEAD OUT RETT	90X90

60X60 24"x24"

DUT610O	UPTOWN WHITE OUT	60X60
DUT620O	UPTOWN GREIGE OUT	60X60
DUT640O	UPTOWN SILVER OUT	60X60
DUT604O	UPTOWN LEAD OUT	60X60



MULTI DEKOR SILVER / 30X60 - 12"X24"
SMOOTH WHITE / 20X60 - 8"X24"



APPROACH

TERRECOTTE
NATURAL
NATURALI,
TERRACOTTA,
VARIEGATE,
VARIEGATED,
RICCHE
RICH
DI SFUMATURE
IN NUANCES





GREY / 60X60 - 24"X24"



Collection
2020

**General
Catalogue**

APPROACH



SMOOTH WHITE / 10X60 - 4"X24"
GREY ESAGONA / 34,6X40 - 14"X16"





TAUPE / 45,5X91 - 18,2"X36,4"

**PORCELLANATO
IMPASTO COLORATO**

DIGITAL TECHNOLOGY

COLOURED BODY
PORCELAIN STONEWARE

GRÈS CÉRAME COLORÉ
DANS LA MASSE

DURCHGEFÄRBTES
FEINSTEINZEUG

PORCELÁNICO DE PASTA
DE COLOR

КЕРАМОГРАНИТ,
ОКРАШЕННЫЙ В МАССЕ

COLORI


COLOURS - COULEURS - FARBEN - COLORES - ЦВЕТА

FINITURE/FINISHES

RETT / LAPP RETT / NAT



WHITE



TAUPE



GREY



BROWN

**PORCELLANATO
IMPASTO COLORATO**

COLOURED BODY
PORCELAIN STONEWARE

DURCHGEFÄRBTES
FEINSTEINZEUG

КЕРАМОГРАНИТ,
ОКРАШЕННЫЙ В МАССЕ

DIGITAL TECHNOLOGY

GRÈS CÉRAME COLORÉ
DANS LA MASSE

PORCELÁNICO DE PASTA
DE COLOR


FORMATI

SIZES - FORMATS - FORMATE - FORMATOS - ФОРМАТЫ



IN/10 MM

10 MM




22x90
8,7"x35,4"
RETT



BATTISCOPIA
9x60 3,5"x24"
9x59,5 3,5"x23,4"
RETT


DECORATIVE PIECES AND SPECIAL TRIMS

10 MM



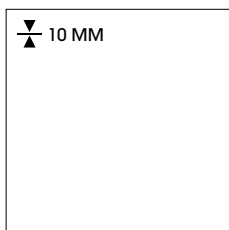
44,5x90
17,5"x35,4"
LAPP RETT

10 MM



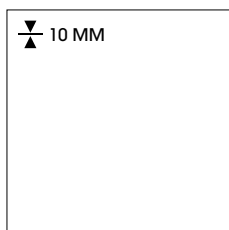
44,5x90
17,5"x35,4"
RETT

10 MM

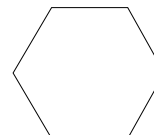


59,5x59,5
23,4"x23,4"
RETT / LAPP RETT

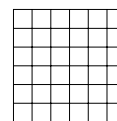
10 MM



60x60
24"x24"




ESAGONA
34,6x40 14"x16"



MIX
33,3x33,3 13"x13"



▶ TAUPE MIX INTRECCIO
(TOZ. BROWN)
33,3x33,3 13"x13"



▶ WHITE MIX INTRECCIO
(TOZ. GREY)
33,3x33,3 13"x13"



▶ GREY MIX INTRECCIO
(TOZ. WHITE)
33,3x33,3 13"x13"



WHITE / 45,5X91 - 18,2"X36,4"



▶ **WHITE ESAGONA DEC GREY**
34,6x40 14"x16"



▶ **TAUPE ESAGONA DEC BROWN**
33,3x33,3 13"x13"

▶ **FINO AD ESAURIMENTO STOCK / UNTIL STOCKS RUN OUT**

44,5X90 17,5"x35,4"	DAH910R	APPROACH WHITE RETT	44,5X90
	DAH940R	APPROACH GREY RETT	44,5X90
	DAH960R	APPROACH BROWN RETT	44,5X90
	DAH904R	APPROACH TAUPE RETT	44,5X90
44,5X90 17,5"x35,4"	▶ DAH910RL	APPROACH WHITE RETT/LAPP	44,5X90
	▶ DAH940RL	APPROACH GREY RETT/LAPP	44,5X90
	▶ DAH960RL	APPROACH BROWN RETT/LAPP	44,5X90
	▶ DAH904RL	APPROACH TAUPE RETT/LAPP	44,5X90
22X90 8,7"x35,4"	▶ DAH2210R	APPROACH WHITE RETT	22X90
	▶ DAH2240R	APPROACH GREY RETT	22X90
	▶ DAH2260R	APPROACH BROWN RETT	22X90
	▶ DAH2204R	APPROACH TAUPE RETT	22X90
60X60 24"x24"	DAH610	APPROACH WHITE	60X60
	DAH640	APPROACH GREY	60X60
	DAH660	APPROACH BROWN	60X60
	DAH604	APPROACH TAUPE	60X60
59,5X59,5 23,4"x23,4"	DAH610R	APPROACH WHITE RETT	59,5X59,5
	DAH640R	APPROACH GREY RETT	59,5X59,5
	DAH660R	APPROACH BROWN RETT	59,5X59,5
	DAH604R	APPROACH TAUPE RETT	59,5X59,5
59,5X59,5 23,4"x23,4"	▶ DAH610RL	APPROACH WHITE RETT/LAPP	59,5X59,5
	▶ DAH640RL	APPROACH GREY RETT/LAPP	59,5X59,5
	▶ DAH660RL	APPROACH BROWN RETT/LAPP	59,5X59,5
	▶ DAH604RL	APPROACH TAUPE RETT/LAPP	59,5X59,5
ESAGONA 34,6X40 14"x16"	▶ DAH10EA	APPROACH WHITE ESAGONA	34,6X40
	▶ DAH40EA	APPROACH GREY ESAGONA	34,6X40
	▶ DAH60EA	APPROACH BROWN ESAGONA	34,6X40
	▶ DAH04EA	APPROACH TAUPE ESAGONA	34,6X40
ESAGONA DEC 34,6X40 14"x16"	▶ DAH10EAD	APPROACH WHITE ESAGONA DEC GREY	34,6X40
	▶ DAH04EAD	APPROACH TAUPE ESAGONA DEC BROWN	34,6X40
MIX 33,3X33,3 13"x13"	DAHM10	APPROACH WHITE MIX	33,3X33,3
	DAHM40	APPROACH GREY MIX	33,3X33,3
	DAHM60	APPROACH BROWN MIX	33,3X33,3
	DAHM04	APPROACH TAUPE MIX	33,3X33,3

MIX INTRECCIO 33,3X33,3 13"x13"	▶ DAHMI10	APPROACH WHITE MIX INTRECCIO TOZ GREY	33,3X33,3
	▶ DAHMI04	APPROACH TAUPE MIX INTRECCIO TOZ BROWN	33,3X33,3
	▶ DAHMI40	APPROACH GREY MIX INTRECCIO TOZ WHITE	33,3X33,3
BATTISCOPA 9X60 3,5"x24"	DAH610	APPROACH WHITE BATTISCOPA	9X60
	DAH640	APPROACH GREY BATTISCOPA	9X60
	DAH660	APPROACH BROWN BATTISCOPA	9X60
	DAH604	APPROACH TAUPE BATTISCOPA	9X60
BATTISCOPA 9X59,5 3,5"x23,4"	DAH610R	APPROACH WHITE BATT. RETT	9X59,5
	DAH640R	APPROACH GREY BATT. RETT	9X59,5
	DAH660R	APPROACH BROWN BATT. RETT	9X59,5
	DAH604R	APPROACH TAUPE BATT. RETT	9X59,5

EFFETTO
WOOD
LEGNO
EFFECT





CUTE



LA
PERFEZIONE
DELLA
NATURA.
THE PERFECTION
L'ARMONIA
OF NATURE,
DEI
THE HARMONY
CONTRASTI
OF THE CONTRASTS



NOCE NATURALE / 20X120 8"X48" - 30X120 12"X48"



**PORCELLANATO
IMPASTO COLORATO**

COLOURED BODY
PORCELAIN STONEWARE

DURCHGEFÄRBTES
FEINSTEINZEUG

КЕРАМОГРАНИТ,
ОКРАШЕННЫЙ В МАССЕ

DIGITAL TECHNOLOGY

GRÈS CÉRAME COLORÉ
DANS LA MASSE

PORCELÁNICO DE PASTA
DE COLOR

COLORI

COLOURS - COULEURS - FARBEN - COLORES - ЦВЕТА

FINITURE/FINISHES

РЕТТ



AVORIO



ROVERE CHIARO



CENERE



GREIGE BLUE



NOCE NATURALE

CUTE
AVORIO

SVILUPPO GRAFICO / GRAPHIC DEVELOPMENT

CUTE



CUTE

SVILUPPO GRAFICO / GRAPHIC DEVELOPMENT

ROVERE CHIARO



CUTE CENERE

SVILUPPO GRAFICO / GRAPHIC DEVELOPMENT

CUTE



CUTE

GREIGE BLUE

SVILUPPO GRAFICO / GRAPHIC DEVELOPMENT



CUTE

NOCE NATURALE

SVILUPPO GRAFICO / GRAPHIC DEVELOPMENT

CUTE



**PORCELLANATO
IMPASTO COLORATO**

DIGITAL TECHNOLOGY

COLOURED BODY
PORCELAIN STONEWARE

GRÈS CÉRAME COLORÉ
DANS LA MASSE

DURCHGEFÄRBTES
FEINSTEINZEUG

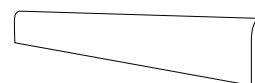

PORCELÁNICO DE PASTA
DE COLOR

КЕРАМОГРАНИТ,
ОКРАШЕННЫЙ В МАССЕ

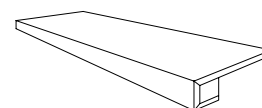
SEZ. OUT 20MM
PAG. 449

FORMATI

SIZES - FORMATS - FORMATE - FORMATOS - ФОРМАТЫ

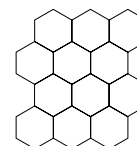


BATTISCOPA
9x120 3,5"x48"



SCALINO COSTA RETTA
30x120 12"x48"

DECORATIVE PIECES AND SPECIAL TRIMS



ESAGONA MIX
35x37,5 13,8"x14,8"

CUTE

AVORIO / 25X150 - 10"X60"

20X120 8"x48"	DUE1210	CUTE AVORIO	20X120
	DUE1220	CUTE ROVERE CHIARO	20X120
	DUE1240	CUTE CENERE	20X120
	DUE1243	CUTE GREIGE BLUE	20X120
	DUE1250	CUTE NOCE NATURALE	20X120
30X120 12"x48"	DUE3010	CUTE AVORIO	30X120
	DUE3020	CUTE ROVERE CHIARO	30X120
	DUE3040	CUTE CENERE	30X120
	DUE3043	CUTE GREIGE BLUE	30X120
	DUE3050	CUTE NOCE NATURALE	30X120
25X150 10"x60"	DUE21510	CUTE AVORIO	25X150
	DUE21520	CUTE ROVERE CHIARO	25X150
	DUE21540	CUTE CENERE	25X150
	DUE21543	CUTE GREIGE BLUE	25X150
	DUE21550	CUTE NOCE NATURALE	25X150
ESAGONA MIX 35X37,5 13,8"x14,8"	DUEME10	CUTE AVORIO ESAGONA MIX (T 12)	35X37,5
	DUEME20	CUTE ROVERE CHIARO ESAGONA MIX (T 12)	35X37,5
	DUEME40	CUTE CENERE ESAGONA MIX (T 12)	35X37,5
	DUEME43	CUTE GREIGE BLUE ESAGONA MIX (T 12)	35X37,5
	DUEME50	CUTE NOCE NATURALE ESAGONA MIX (T 12)	35X37,5
BATTISCOPA 9X120 3,5"x48"	DUEB10	CUTE AVORIO BATTISCOPA	9X120
	DUEB20	CUTE ROVERE CHIARO BATTISCOPA	9X120
	DUEB40	CUTE CENERE BATTISCOPA	9X120
	DUEB43	CUTE GREIGE BLUE BATTISCOPA	9X120
	DUEB50	CUTE NOCE NATURALE BATTISCOPA	9X120
SCALINO C. RETTA 30X120 12"x48"	DUES10	CUTE AVORIO SCALINO COSTA RETTA	30X120
	DUES20	CUTE ROVERE CHIARO SCALINO COSTA RETTA	30X120
	DUES40	CUTE CENERE SCALINO COSTA RETTA	30X120
	DUES43	CUTE GREIGE BLUE SCALINO COSTA RETTA	30X120
	DUES50	CUTE NOCE NATURALE SCALINO COSTA RETTA	30X120

VERSIONE OUT DRY

20X120 8"x48"

DUE1220E	CUTE ROVERE CHIARO OUT DRY	20X120
DUE1240E	CUTE CENERE OUT DRY	20X120
DUE1250E	CUTE NOCE NATURALE OUT DRY	20X120

SCALINO C. RETTA
20X120 8"x48"

DUES20E	CUTE ROVERE CHIARO OUT DRY SCALINO C.RETTA	20X120
DUES40E	CUTE CENERE OUT DRY SCALINO C.RETTA	20X120
DUES50E	CUTE NOCE NATURALE OUT DRY SCALINO C.RETTA	20X120

VERSIONE OUT 20 MM

40X120 16"x48"

DUE4010OR	CUTE AVORIO OUT 20 MM	40X120
DUE4020OR	CUTE ROVERE CHIARO OUT 20 MM	40X120
DUE4040OR	CUTE CENERE OUT 20 MM	40X120



COMFORT W

SOGNARE,
DREAM,
PENSARE,
THINK,
PROGETTARE,
DESIGN,
CREARE
CREATE







SAND / 20X120 - 8"X48"

General
Catalogue

Collection
2020

COMFORT W

kitchen



COMFORT G WHITE TOUCH / 33,3X100 - 13"X39,4"
COMFORT W ASH / 20X120 - 8"X48"

COMFORT C BEIGE RUG RETT. / 25X25 - 10"X10"
COMFORT W BEIGE / 20X120 - 8"X48"



COMFORT C BEIGE CIRCLE RETT. / 25X25 - 10"X10"
COMFORT W SMOKE / 20X120 - 8"X48"





COMFORT C BEIGE CIRCLE RETT. / 25X25 - 10"X10"
COMFORT W TIN / 20X120 - 8"X48"



D

ining
ROOM

COMFORT W



WHITE / 20X120 - 8"X48"

**PORCELLANATO
IMPASTO COLORATO**

DIGITAL TECHNOLOGY

COLOURED BODY
PORCELAIN STONEWARE

GRÈS CÉRAME COLORÉ
DANS LA MASSE

DURCHGEFÄRBTES
FEINSTEINZEUG

PORCELÁNICO DE PASTA
DE COLOR

КЕРАМОГРАНИТ,
ОКРАШЕННЫЙ В МАССЕ

COMFORT W

COLORI


COLOURS - COULEURS - FARBEN - COLORES - ЦВЕТА

FINITURE/FINISHES

RETT



WHITE



BEIGE



SAND



ASH



TIN



SMOKE

COMFORT W

WHITE

SVILUPPO GRAFICO / GRAPHIC DEVELOPMENT



COMFORT W

BEIGE

SVILUPPO GRAFICO / GRAPHIC DEVELOPMENT

COMFORT W



COMFORT W

SAND

SVILUPPO GRAFICO / GRAPHIC DEVELOPMENT



COMFORT W

ASH

SVILUPPO GRAFICO / GRAPHIC DEVELOPMENT

COMFORT W



COMFORT W

TIN

SVILUPPO GRAFICO / GRAPHIC DEVELOPMENT



COMFORT W

SMOKE

SVILUPPO GRAFICO / GRAPHIC DEVELOPMENT

COMFORT W



**PORCELLANATO
IMPASTO COLORATO**

COLOURED BODY
PORCELAIN STONEWARE

DURCHGEFÄRBTES
FEINSTEINZEUG

КЕРАМОГРАНИТ,
ОКРАШЕННЫЙ В МАССЕ

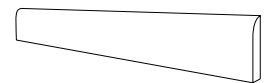
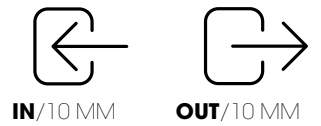
DIGITAL TECHNOLOGY

GRÈS CÉRAME COLORÉ
DANS LA MASSE

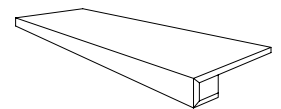
PORCELÁNICO DE PASTA
DE COLOR

FORMATI

SIZES - FORMATS - FORMATE - FORMATOS - ФОРМАТЫ



BATTISCOPA
9x120 3,5"x48"



SCALINO COSTA RETTA
30x120 12"x48"

DECORATIVE PIECES AND SPECIAL TRIMS



CHEVRON
29,1x33,1 11,4"x13"



TIN - BEIGE - SAND
ELICA HOT
33,3x38,5 13"x15"



WHITE - ASH - SMOKE
ELICA COLD
33,3x38,5 13"x15"



20x120
8"x48"

COMFORT C GREY RUG RETT. / 25X25 - 10"X10"
COMFORT W BEIGE / 20X120 - 8"X48"



20X120 8"x48"

DCOW12210	COMFORT W WHITE	20X120
DCOW12204	COMFORT W ASH	20X120
DCOW12240	COMFORT W TIN	20X120
DCOW12270	COMFORT W SMOKE	20X120
DCOW12202	COMFORT W BEIGE	20X120
DCOW12222	COMFORT W SAND	20X120

ELICA 33,3X38,5 13"x15"

DCOW422E	COMFORT W ELICA HOT (PZ 36) (TIN - BEIGE - SAND)	33,3X38,5
DCOW147E	COMFORT W ELICA COLD (PZ 36) (WHITE - ASH - SMOKE)	33,3X38,5

CHEVRON 29,1X33,1 11,4"x13"

DCOW10C	COMFORT W CHEVRON WHITE (PZ 56)	29,1X33,1
DCOW04C	COMFORT W CHEVRON ASH (PZ 56)	29,1X33,1
DCOW40C	COMFORT W CHEVRON TIN (PZ 56)	29,1X33,1
DCOW70C	COMFORT W CHEVRON SMOKE (PZ 56)	29,1X33,1
DCOW02C	COMFORT W CHEVRON BEIGE (PZ 56)	29,1X33,1
DCOW22C	COMFORT W CHEVRON SAND (PZ 56)	29,1X33,1

BATTISCOPA 9X120 3,5"x48"

DCOWB10	COMFORT W WHITE BATTISCOPA	9X120
DCOWB04	COMFORT W ASH BATTISCOPA	9X120
DCOWB40	COMFORT W TIN BATTISCOPA	9X120
DCOWB70	COMFORT W SMOKE BATTISCOPA	9X120
DCOWB02	COMFORT W BEIGE BATTISCOPA	9X120
DCOWB22	COMFORT W SAND BATTISCOPA	9X120

VERSIONE OUT**20X120** 8"x48"

DCOW12204E	COMFORT W ASH OUT	20X120
DCOW12240E	COMFORT W TIN OUT	20X120
DCOW12202E	COMFORT W BEIGE OUT	20X120
DCOW12222E	COMFORT W SAND OUT	20X120

COMFORT W



COMFORT W ASH OUT / 20X120 - 8"X48"



CRAFTSMAN WOOD



LA
THE
NATURALEZZA
NATURALNESS
DEL LEGNO
OF WOOD
DOPO
AFTER
UN MORBIDO
LIGHT
DECAPPAGGIO
PICKLING



WHITE / 20X120 - 12"X48"
HAMPTONS MEDIUM / 25X25 - 10"X10"



Re- stau- rant



MUD / 20X120 - 8"X48"
HAMPTONS MEDIUM / 25X25 - 10"X10"

COAL / 20X120 - 8"X48"

CRAFTSMAN WOOD



HONEY / 20X120 - 8"X48"



COMFORT W WHITE / 20X120 - 8"X48"
HAMPTONS LIGHT / 25X25 - 10"X10"





MUD ESAGONA MIX / 35X37,5 - 13,8"X14,8"

**PORCELLANATO
IMPASTO COLORATO**

DIGITAL TECHNOLOGY

COLOURED BODY
PORCELAIN STONEWARE

GRÈS CÉRAME COLORÉ
DANS LA MASSE

DURCHGEFÄRBTES
FEINSTEINZEUG

PORCELÁNICO DE PASTA
DE COLOR

КЕРАМОГРАНИТ,
ОКРАШЕННЫЙ В МАССЕ

COLORI

COLOURS - COULEURS - FARBEN - COLORES - ЦВЕТА

FINITURE/FINISHES

РЕТТ



WHITE



MUD



HONEY



COAL

CRAFTSMAN WOOD

SVILUPPO GRAFICO / GRAPHIC DEVELOPMENT

WHITE



CRAFTSMAN WOOD

MUD

SVILUPPO GRAFICO / GRAPHIC DEVELOPMENT

CRAFTSMAN WOOD



CRAFTSMAN WOOD

HONEY

SVILUPPO GRAFICO / GRAPHIC DEVELOPMENT



CRAFTSMAN WOOD

COAL

SVILUPPO GRAFICO / GRAPHIC DEVELOPMENT

CRAFTSMAN WOOD



**PORCELLANATO
IMPASTO COLORATO**

COLOURED BODY
PORCELAIN STONEWARE

DURCHGEFÄRBTES
FEINSTEINZEUG

КЕРАМОГРАНИТ,
ОКРАШЕННЫЙ В МАССЕ

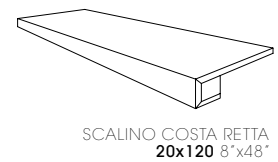
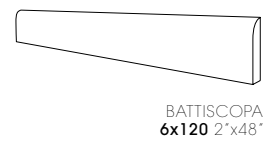
DIGITAL TECHNOLOGY

GRÈS CÉRAME COLORÉ
DANS LA MASSE

PORCELÁNICO DE PASTA
DE COLOR

FORMATI

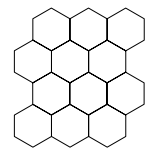
SIZES - FORMATS - FORMATE - FORMATOS - ФОРМАТЫ




**DECORATIVE PIECES
AND SPECIAL TRIMS**



HAMPTONS LIGHT
25x25 10"x10"



ESAGONA MIX
35x37,5 13,8"x14,8"



HAMPTONS MEDIUM
25x25 10"x10"



HAMPTONS DARK
25x25 10"x10"

WHITE / 20X120 - 8"X48"



20X120 8"x48"

DCW1210	CRAFTSMAN WOOD WHITE	20X120
DCW1220	CRAFTSMAN WOOD HONEY	20X120
DCW1270	CRAFTSMAN WOOD COAL	20X120
DCW1290	CRAFTSMAN WOOD MUD	20X120

HAMPTONS
25X25 10"x10"

DCWHS01	CRAFTSMAN WOOD HAMPTONS LIGHT	25X25
DCWHS02	CRAFTSMAN WOOD HAMPTONS MEDIUM	25X25
DCWHS03	CRAFTSMAN WOOD HAMPTONS DARK	25X25

ESAGONA MIX
35X37,5 13,8"x14,8"

DCWEM10	CRAFTSMAN WOOD WHITE ESAGONA MIX (T 12)	35X37,5
DCWEM20	CRAFTSMAN WOOD HONEY ESAGONA MIX (T 12)	35X37,5
DCWEM70	CRAFTSMAN WOOD COAL ESAGONA MIX (T 12)	35X37,5
DCWEM90	CRAFTSMAN WOOD MUD ESAGONA MIX (T 12)	35X37,5

BATTISCOPA
6X120 2"x48"

DCWB10	CRAFTSMAN WOOD WHITE BATTISCOPA	6X120
DCWB20	CRAFTSMAN WOOD HONEY BATTISCOPA	6X120
DCWB70	CRAFTSMAN WOOD COAL BATTISCOPA	6X120
DCWB90	CRAFTSMAN WOOD MUD BATTISCOPA	6X120

SCALINO C. RETTA
20X120 8"x48"

DCWS110	CRAFTSMAN WOOD WHITE SCALINO COSTA RETTA	20X120
DCWS120	CRAFTSMAN WOOD HONEY SCALINO COSTA RETTA	20X120
DCWS170	CRAFTSMAN WOOD COAL SCALINO COSTA RETTA	20X120
DCWS190	CRAFTSMAN WOOD MUD SCALINO COSTA RETTA	20X120

VERSIONE OUT

20X120 8"x48"

DCW1220E	CRAFTSMAN WOOD HONEY OUT	20X120
DCW1290E	CRAFTSMAN WOOD MUD OUT	20X120

HONEY OUT / 20X120 - 8"X48"





LOGWOOD

TUTTO
ALL
IL BENESSERE
THE COMFORT
ED IL CALORE
AND WARMTH
DEL LEGNO
OF WOOD





WHITE / 24,8X99,8 - 9,9"X39,9"



Collection
2020

**General
Catalogue**

LOGWOOD



CREAM / 16,4X99,8 - 6,6"X39,9"

Shop



BEIGE / 16,4X99,8 - 6,6"X39,9"
BEIGE / 24,8X99,8 - 9,9"X39,9"



TAUPE / 16,4X99,8 - 6,6"X39,9"
TAUPE / 24,8X99,8 - 9,9"X39,9"





BROWN / 16,4X99,8 - 6,6"X39,9"



LOGWOOD

NUT / 24,8X99,8 - 9,9"X39,9"



GREY / 16,4X99,8 - 6,6"X39,9"

**PORCELLANATO
IMPASTO COLORATO**

DIGITAL TECHNOLOGY

COLOURED BODY
PORCELAIN STONEWARE

GRÈS CÉRAME COLORÉ
DANS LA MASSE

DURCHGEFÄRBTES
FEINSTEINZEUG

PORCELÁNICO DE PASTA
DE COLOR

КЕРАМОГРАНИТ,
ОКРАШЕННЫЙ В МАССЕ

COLORI

COLOURS - COULEURS - FARBEN - COLORES - ЦВЕТА

FINITURE/FINISHES

РЕТТ



WHITE



CREAM



BEIGE



GREY



NUT



TAUPE



BROWN

**PORCELLANATO
IMPASTO COLORATO**

COLOURED BODY
PORCELAIN STONEWARE

DURCHGEFÄRBTES
FEINSTEINZEUG

КЕРАМОГРАНИТ,
ОКРАШЕННЫЙ В МАССЕ

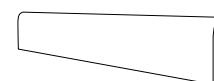
DIGITAL TECHNOLOGY

GRÈS CÉRAMÉ COLORÉ
DANS LA MASSE

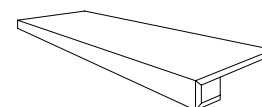
PORCELÁNICO DE PASTA
DE COLOR

FORMATI

SIZES - FORMATS - FORMATE - FORMATOS - ФОРМАТЫ

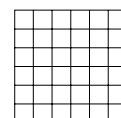


BATTISCOPIA
8x99,8 3 1/8"x39,9"



SCALINO COSTA RETTA
16,4x99,8 6,6"x39,9"

**DECORATIVE PIECES
AND SPECIAL TRIMS**



MIX
32,6x32,6 12,8"x12,8"



16,4x99,8
6,6"x39,9"



24,8x99,8
9,9"x39,9"



25x150
10"x60"



▶ CREAM - BEIGE - NUT
MIX HOT
30x30 12"x12"



▶ GREY - TAUPE - BROWN
MIX COLD
30x30 12"x12"

BEIGE / 16,4X99,8 - 6,6"X39,9"
BEIGE / 24,8X99,8 - 9,9"X39,9"



24,8X99,8 9,9"x39,9"

DLO2510	LOGWOOD WHITE	24,8X99,8
DLO2520	LOGWOOD CREAM	24,8X99,8
DLO2580	LOGWOOD BEIGE	24,8X99,8
DLO2540	LOGWOOD GREY	24,8X99,8
DLO2570	LOGWOOD BROWN	24,8X99,8
DLO2560	LOGWOOD TAUPE	24,8X99,8
DLO2550	LOGWOOD NUT	24,8X99,8

16,4x99,8 6,6"x39,9"

DLO1610	LOGWOOD WHITE	16,4X99,8
DLO1620	LOGWOOD CREAM	16,4X99,8
DLO1680	LOGWOOD BEIGE	16,4X99,8
DLO1640	LOGWOOD GREY	16,4X99,8
DLO1670	LOGWOOD BROWN	16,4X99,8
DLO1660	LOGWOOD TAUPE	16,4X99,8
DLO1650	LOGWOOD NUT	16,4X99,8

25X150 10"x60"

DLO215010	LOGWOOD WHITE	25X150
DLO215020	LOGWOOD CREAM	25X150
DLO215080	LOGWOOD BEIGE	25X150
DLO215040	LOGWOOD GREY	25X150
DLO215070	LOGWOOD BROWN	25X150
DLO215060	LOGWOOD TAUPE	25X150
DLO215050	LOGWOOD NUT	25X150

MIX 32,6X32,6 12,8"x12,8"

DLOM10	LOGWOOD WHITE MIX	32,6X32,6
DLOM20	LOGWOOD CREAM MIX	32,6X32,6
DLOM80	LOGWOOD BEIGE MIX	32,6X32,6
DLOM40	LOGWOOD GREY MIX	32,6X32,6
DLOM70	LOGWOOD BROWN MIX	32,6X32,6
DLOM60	LOGWOOD TAUPE MIX	32,6X32,6
DLOM50	LOGWOOD NUT MIX	32,6X32,6

MIX 30X30 12"x12"

DLOMH258	LOGWOOD MIX HOT (CREAM/BEIGE/NUT 144 PZ)	30X30
DLOMC467	LOGWOOD MIX COLD (GREY/TAUPE/BROWN 144 PZ)	30X30

BATTISCOPA
8X99,8 31/8"x39,9"

DLOB10	LOGWOOD WHITE BATTISCOPA	8X99,8
DLOB20	LOGWOOD CREAM BATTISCOPA	8X99,8
DLOB80	LOGWOOD BEIGE BATTISCOPA	8X99,8
DLOB40	LOGWOOD GREY BATTISCOPA	8X99,8
DLOB70	LOGWOOD BROWN BATTISCOPA	8X99,8
DLOB60	LOGWOOD TAUPE BATTISCOPA	8X99,8
DLOB50	LOGWOOD NUT BATTISCOPA	8X99,8

SCALINO C. RETTA
16,4x99,8 6,6"x39,9"

DLO10S	LOGWOOD WHITE SCALINO C. RETTA	16,4X99,8
DLO20S	LOGWOOD CREAM SCALINO C. RETTA	16,4X99,8
DLO80S	LOGWOOD BEIGE SCALINO C. RETTA	16,4X99,8
DLO40S	LOGWOOD GREY SCALINO C. RETTA	16,4X99,8
DLO70S	LOGWOOD BROWN SCALINO C. RETTA	16,4X99,8
DLO60S	LOGWOOD TAUPE SCALINO C. RETTA	16,4X99,8
DLO50S	LOGWOOD NUT SCALINO C. RETTA	16,4X99,8

VERSIONE OUT

16,4X99,8 6,6"x39,9"

DLO16100	LOGWOOD WHITE OUT	16,4X99,8
DLO16200	LOGWOOD CREAM OUT	16,4X99,8
DLO16800	LOGWOOD BEIGE OUT	16,4X99,8
DLO16400	LOGWOOD GREY OUT	16,4X99,8
DLO16700	LOGWOOD BROWN OUT	16,4X99,8
DLO16600	LOGWOOD TAUPE OUT	16,4X99,8
DLO16500	LOGWOOD NUT OUT	16,4X99,8

SCALINO C. RETTA
16,4X99,8 6,6"x39,9"

DLO100S	LOGWOOD WHITE OUT SCALINO C. RETTA	16,4X99,8
DLO200S	LOGWOOD CREAM OUT SCALINO C. RETTA	16,4X99,8
DLO800S	LOGWOOD BEIGE OUT SCALINO C. RETTA	16,4X99,8
DLO400S	LOGWOOD GREY OUT SCALINO C. RETTA	16,4X99,8
DLO700S	LOGWOOD BROWN OUT SCALINO C. RETTA	16,4X99,8
DLO600S	LOGWOOD TAUPE OUT SCALINO C. RETTA	16,4X99,8
DLO500S	LOGWOOD NUT OUT SCALINO C. RETTA	16,4X99,8

25X150 10"x60"

DLO2150200	LOGWOOD CREAM OUT	25X150
DLO2150400	LOGWOOD GREY OUT	25X150



BARN WOOD



LA
FORZA
THE
DEL
STRENGTH
DISEGNO.
OF THE
L'ARMONIA
DESIGN,
DEI
THE HARMONY
CONTRASTI
OF THE CONTRASTS



BROWN / 16,4X99,8 - 6,6"X39,9" / 24,8X99,8 - 9,9"X39,9"



Collection
2020

General
Catalogue

BARN WOOD

Ba- thro- om



SMOOTH WHITE / 10X60 - 4"X24"
GREY / 24,8X99,8 - 9,9"X39,9"
ESAGONA MIX / 35X37,5 - 13,8"X14,8"





BEIGE / 24,8X99,8 - 9,9"X39,9"

BEIGE RETT. / 11X32,5 - 4"X12,8"

BARN WOOD





BROWN RETT. / 11X32,5 - 4"X12,8"

**PORCELLANATO
IMPASTO COLORATO**

DIGITAL TECHNOLOGY

COLOURED BODY
PORCELAIN STONEWARE

GRÈS CÉRAME COLORÉ
DANS LA MASSE

DURCHGEFÄRBTES
FEINSTEINZEUG

PORCELÁNICO DE PASTA
DE COLOR

КЕРАМОГРАНИТ,
ОКРАШЕННЫЙ В МАССЕ

BARN WOOD

COLORI

COLOURS - COULEURS - FARBEN - COLORES - ЦВЕТА

FINITURE/FINISHES


РЕТТ



BEIGE



GREY



BROWN

BARN WOOD

BEIGE

SVILUPPO GRAFICO / GRAPHIC DEVELOPMENT



BARN WOOD

GREY

SVILUPPO GRAFICO / GRAPHIC DEVELOPMENT



BARN WOOD

BROWN

SVILUPPO GRAFICO / GRAPHIC DEVELOPMENT

BARN WOOD



BROWN / 16,4X99,8 - 6,6"X39,9" / 24,8X99,8 - 9,9"X39,9"

**PORCELLANATO
IMPASTO COLORATO**

COLOURED BODY
PORCELAIN STONEWARE

DURCHGEFÄRBTES
FEINSTEINZEUG

КЕРАМОГРАНИТ,
ОКРАШЕННЫЙ В МАССЕ

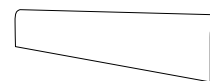

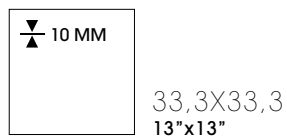
DIGITAL TECHNOLOGY

GRÈS CÉRAME COLORÉ
DANS LA MASSE

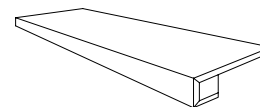
PORCELÁNICO DE PASTA
DE COLOR

FORMATI

SIZES - FORMATS - FORMATE - FORMATOS - ФОРМАТЫ

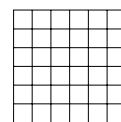


BATTISCOPIA
8x99,8 3 1/8"x39,9"

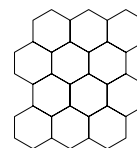


SCALINO COSTA RETTA
16,4x99,8 6,6"x39,9"

DECORATIVE PIECES AND SPECIAL TRIMS



MIX
32,6x32,6 12,8"x12,8"



ESAGONA MIX
35x37,5 13,8"x14,8"

BEIGE RETT. / 11X32,5 - 4"X12,8"



24,8X99,8 9,9"x39,9"	DBW2520	BARN WOOD BEIGE	24,8X99,8
	DBW2540	BARN WOOD GREY	24,8X99,8
	DBW2560	BARN WOOD BROWN	24,8X99,8

16,4x99,8 6,6"x39,9"	DBW1620	BARN WOOD BEIGE	16,4X99,8
	DBW1640	BARN WOOD GREY	16,4X99,8
	DBW1660	BARN WOOD BROWN	16,4X99,8

33,3X33,3 13"x13"	DBW020	BARN WOOD BEIGE	33,3X33,3
	DBW040	BARN WOOD GREY	33,3X33,3
	DBW060	BARN WOOD BROWN	33,3X33,3

11X32,5 4"x12,8"	DBW1120	BARN WOOD BEIGE RETT	11X32,5
	DBW1140	BARN WOOD GREY RETT	11X32,5
	DBW1166	BARN WOOD BROWN RETT	11X32,5

MIX 32,6x32,6 12,8"x12,8"	DBWM20	BARN WOOD BEIGE MIX (T 36)	32,6X32,6
	DBWM40	BARN WOOD GREY MIX (T 36)	32,6X32,6
	DBWM60	BARN WOOD BROWN MIX (T 36)	32,6X32,6

ESAGONA MIX 35x37,5 13,8"x14,8"	DBWEM20	BARN WOOD BEIGE ESAGONA MIX (T 12)	35X37,5
	DBWEM40	BARN WOOD GREY ESAGONA MIX (T 12)	35X37,5
	DBWEM60	BARN WOOD BROWN ESAGONA MIX (T 12)	35X37,5

BATTISCOPA 8X99,8 3 ¹ / ₈ "x39,9"	DBWB20	BARN WOOD BEIGE BATTISCOPA	8X99,8
	DBWB40	BARN WOOD GREY BATTISCOPA	8X99,8
	DBWB60	BARN WOOD BROWN BATTISCOPA	8X99,8

SCALINO C. RETTA 16,4x99,8 6,6"x39,9"	DBW20S	BARNWOOD BEIGE SCALINO COSTA RETTA	16,4X99,8
	DBW40S	BARNWOOD GREY SCALINO COSTA RETTA	16,4X99,8
	DBW60S	BARNWOOD BROWN SCALINO COSTA RETTA	16,4X99,8

VERSIONE OUT

16,4x99,8 6,6"x39,9"	DBW1620E	BARN WOOD BEIGE OUT	16,4X99,8
	DBW1640E	BARN WOOD GREY OUT	16,4X99,8
	DBW1660E	BARN WOOD BROWN OUT	16,4X99,8

SCALINO C. RETTA 16,4x99,8 6,6"x39,9"	DBW20ES	BARNWOOD BEIGE OUT SCALINO COSTA RETTA	16,4X99,8
	DBW40ES	BARNWOOD GREY OUT SCALINO COSTA RETTA	16,4X99,8
	DBW60ES	BARNWOOD BROWN OUT SCALINO COSTA RETTA	16,4X99,8

GREY OUT / 16,4X99,8 - 6,6"X39,9"
ESAGONA MIX / 35X37,5 - 13,8"X14,8"



RIVESTIMENTI
WALL TILE
/BITECH®
/BITECH®





LIPARI

COLORI
COLOURS
E FORME
AND SHAPES
DI TERRE
OF ITALIAN
ITALIANE
LANDS



SALE / 33,3X100 - 13"X39,4"
ANELLO ACQUA / 33,3X100 - 13"X39,4"
CERCHIO BIANCO / 33,3X100 - 13"X39,4"



PAV. DISTRICT WHITE / 90X90 - 35,4"X35,4"



Collection
2020

General
Catalogue

LIPARI



EOLIE BIANCO / 33,3X100 - 13"X39,4"

PAV. DISTRICT WHITE / 90X90 - 35,4"X35,4"

**BICOTTURA TRADIZIONALE
PASTA BIANCA**

TRADITIONAL DOUBLE-FIRED
WHITE BODY

KLASSISCHE WEISSSCHERBIGE
ZWEIBRANDFLIESEN

ТРАДИЦИОННЫЙ ДВОЙНОЙ ОБЖИГ,
БЕЛАЯ ГЛИНА

DIGITAL TECHNOLOGY

BICUISSON PÂTE BLANCHE
TRADITIONNELLE

BICOCCIÓN TRADICIONAL
PASTA BLANCA

COLORI


COLOURS - COULEURS - FARBEN - COLORES - ЦВЕТА

FINITURE/FINISHES


MATT




SALE



SABBIA



ACQUA



SASSO



CAPPERO

**BICOTTURA TRADIZIONALE
PASTA BIANCA**

TRADITIONAL DOUBLE-FIRED
WHITE BODY

KLASSISCHE WEISSSCHERBIGE
ZWEIBRANDFLIESEN

ТРАДИЦИОННЫЙ ДВОЙНОЙ ОБЖИГ,
БЕЛАЯ ГЛИНА

DIGITAL TECHNOLOGY

BICUISSON PÂTE BLANCHE
TRADITIONNELLE

BICOCCIÓN TRADICIONAL
PASTA BLANCA

FORMATI

SIZES - FORMATS - FORMATE - FORMATOS - ФОРМАТЫ




IN/10 MM



33,3x100
13"x39,4"



SALE
33,3x100 13"x39,4"



EOLIE BIANCO
33,3x100 13"x39,4"



SABBIA
33,3x100 13"x39,4"



ANELLO SABBIA
33,3x100 13"x39,4"



CERCHIO BIANCO
33,3x100 13"x39,4"



ACQUA
33,3x100 13"x39,4"



ANELLO ACQUA
33,3x100 13"x39,4"



LINEA BIANCO
33,3x100 13"x39,4"



SASSO
33,3x100 13"x39,4"



ANELLO SASSO
33,3x100 13"x39,4"



GEOMETRIE COLD
33,3x100 13"x39,4"



CAPPERO
33,3x100 13"x39,4"



ANELLO CAPPERO
33,3x100 13"x39,4"



GEOMETRIE WARM
33,3x100 13"x39,4"



ANELLO SABBIA / 33,3X100 - 13"X39,4"
LIPARI SABBIA / 33,3X100 - 13"X39,4"



OTTOCENTO COLD
33,3x100 13"x39,4"



OTTOCENTO WARM
33,3x100 13"x39,4"



DECORO VILLA COLD
33,3x100 13"x39,4"



DECORO CASALE COLD
33,3x100 13"x39,4"



DECORO VILLA WARM
33,3x100 13"x39,4"



DECORO CASALE WARM
33,3x100 13"x39,4"

PAVIMENTI SUGGERITI
SUGGESTED FLOOR TILES

DISTRICT

COMFORT R

CRAFTSMAN WOOD

33,3X100 13"x39,4"	DLP3310	LIPARI SALE	33,3X100
	DLP3320	LIPARI SABBIA	33,3X100
	DLP3330	LIPARI ACQUA	33,3X100
	DLP3340	LIPARI SASSO	33,3X100
	DLP3390	LIPARI CAPPERO	33,3X100
ANELLO 33,3X100 13"x39,4"	DLP3320A	LIPARI ANELLO SABBIA	33,3X100
	DLP3330A	LIPARI ANELLO ACQUA	33,3X100
	DLP3340A	LIPARI ANELLO SASSO	33,3X100
	DLP3390A	LIPARI ANELLO CAPPERO	33,3X100
DEC. GEOMETRIE 33,3X100 13"x39,4"	DLPD00C	DEC.GEOMETRIE COLD	33,3X100
	DLPD00W	DEC.GEOMETRIE WARM	33,3X100
DEC. OTTOCENTO 33,3X100 13"x39,4"	DLPD00TC	DEC. OTTOCENTO COLD	33,3X100
	DLPD00TW	DEC. OTTOCENTO WARM	33,3X100
EOLIE/CERCHIO/LINEA 33,3X100 13"x39,4"	DLP3310EO	LIPARI EOLIE BIANCO	33,3X100
	DLP3310CE	LIPARI CERCHIO BIANCO	33,3X100
	DLP3310LI	LIPARI LINEA BIANCO	33,3X100
DEC. VILLA 33,3X100 13"x39,4"	DLPDV00C	DECORO VILLA COLD	33,3X100
	DLPDV00W	DECORO VILLA WARM	33,3X100
DEC. CASALE 33,3X100 13"x39,4"	DLPDC00C	DECORO CASALE COLD	33,3X100
	DLPDC00W	DECORO CASALE WARM	33,3X100

CERCHIO BIANCO / 33,3X100 - 13"X39,4"


PAV. DISTRICT WHITE / 90X90 - 35,4"X35,4"





COMFORT G

PUREZZA
PURITY
E DESIGN
AND DESIGN





WHITE CHALK / 33,3X100 - 13"X39,4"
WHITE TOUCH / 33,3X100 - 13"X39,4"
WHITE SCRATCH / 33,3X100 - 13"X39,4"
WHITE BRUSH / 33,3X100 - 13"X39,4"

PAV. COMFORT R ASH RETT. / 59,5X59,5 - 23,4"X23,4"



Collection
2020

General
Catalogue

COMFORT G



GREY CHALK / 33,3X100 - 13"X39,4"
GREY SCRATCH / 33,3X100 - 13"X39,4"
GREY MOSAIC BRICK / 33,3X33,3 - 13"X13"
PAV. COMFORT S SMOKE / 60X60 - 24"X24"







ANTHRACITE DESIGN / 33,3X100 - 13"X39,4"

PAV. COMFORT R SMOKE RETT. / 44,5X90 - 17,5"X35,4"

GREY SCRATCH / 33,3X100 - 13"X39,4"



PAV. COMFORT S ASH / 60X60 - 24"X24"

**BICOTTURA TRADIZIONALE
PASTA BIANCA**

TRADITIONAL DOUBLE-FIRED
WHITE BODY

KLASSISCHE WEISSCHERBIGE
ZWEIBRANDFLIESEN

ТРАДИЦИОННЫЙ ДВОЙНОЙ ОБЖИГ,
БЕЛАЯ ГЛИНА

DIGITAL TECHNOLOGY

BICUISSON PÂTE BLANCHE
TRADITIONNELLE

BICOCCIÓN TRADICIONAL
PASTA BLANCA

COMFORT G

COLORI

COLOURS - COULEURS - FARBEN - COLORES - ЦВЕТА

FINITURE/FINISHES

MATT




WHITE



GREY



BEIGE



ANTHRACITE

**BICOTTURA TRADIZIONALE
PASTA BIANCA**

TRADITIONAL DOUBLE-FIRED
WHITE BODY

KLASSISCHE WEISSSCHERBIGE
ZWEIBRANDFLIESEN

ТРАДИЦИОННЫЙ ДВОЙНОЙ ОБЖИГ,
БЕЛАЯ ГЛИНА

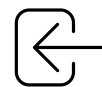
DIGITAL TECHNOLOGY

BICUISSON PÂTE BLANCHE
TRADITIONNELLE

BICOCCIÓN TRADICIONAL
PASTA BLANCA

FORMATI


SIZES - FORMATS - FORMATE - FORMATOS - ФОРМАТЫ




10 MM




33,3x100
13"x39,4"



WHITE
33,3x100 13"x39,4"



WHITE CHALK
33,3x100 13"x39,4"



WHITE SCRATCH
33,3x100 13"x39,4"



WHITE TOUCH
33,3x100 13"x39,4"



WHITE BRUSH
33,3x100 13"x39,4"



WHITE DESIGN
33,3x100 13"x39,4"




WHITE DESIGN GLITTER
33,3x100 13"x39,4"



WHITE DESIGN PLATINUM
33,3x100 13"x39,4"



WHITE AVENUE
33,3x100 13"x39,4"



GREY
33,3x100 13"x39,4"



GREY CHALK
33,3x100 13"x39,4"



GREY SCRATCH
33,3x100 13"x39,4"



GREY TOUCH
33,3x100 13"x39,4"



GREY BRUSH
33,3x100 13"x39,4"



GREY DESIGN
33,3x100 13"x39,4"




GREY DESIGN PLATINUM
33,3x100 13"x39,4"



GREY AVENUE
33,3x100 13"x39,4"



WHITE DESIGN / 33,3X100 - 13"X39,4"



BEIGE
33,3x100 13"x39,4"



BEIGE DESIGN GLITTER
33,3x100 13"x39,4"



BEIGE AVENUE
33,3x100 13"x39,4"



ANTHRACITE
33,3x100 13"x39,4"



ANTHRACITE DESIGN PLATINUM
33,3x100 13"x39,4"



PAINT ICE
33,3x100 13"x39,4"



BEIGE DESIGN
33,3x100 13"x39,4"



BEIGE DESIGN GOLD
33,3x100 13"x39,4"



PAINT CREAM
33,3x100 13"x39,4"



ANTHRACITE DESIGN
33,3x100 13"x39,4"



ANTHRACITE AVENUE
33,3x100 13"x39,4"

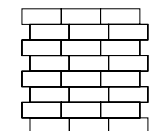
DECORATIVE PIECES AND SPECIAL TRIMS



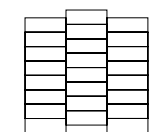
GREY
MOSAIC MEMORIES
26,5x36 10,5"x14,2"



WHITE
MOSAIC MEMORIES
26,5x36 10,5"x14,2"



MOSAIC BRICK
(WHITE - GREY)
33,3x33,3 13"x13"



MOSAIC MANHATTAN
33,3x33,3 13"x13"

PAVIMENTI SUGGERITI
SUGGESTED FLOOR TILES

- COMFORT W
- COMFORT R
- COMFORT S

CHALK 33,3X100 13"x39,4"	DCOG3310R	COMFORT G WHITE CHALK	33,3X100
	DCOG3340R	COMFORT G GREY CHALK	33,3X100
TOUCH 33,3X100 13"x39,4"	DCOG331RS1	COMFORT G WHITE TOUCH	33,3X100
	DCOG334RS1	COMFORT G GREY TOUCH	33,3X100
SCRATCH 33,3X100 13"x39,4"	DCOG331RS2	COMFORT G WHITE SCRATCH	33,3X100
	DCOG334RS2	COMFORT G GREY SCRATCH	33,3X100
BRUSH 33,3X100 13"x39,4"	DCOG331RS3	COMFORT G WHITE BRUSH	33,3X100
	DCOG334RS3	COMFORT G GREY BRUSH	33,3X100
PAINT 33,3X100 13"x39,4"	DCOG10PR	COMFORT G PAINT ICE	33,3X100
	DCOG40PR	COMFORT G PAINT CREAM	33,3X100
MOSAIC BRICK 33,3X33,3 13"x13"	DCOGMB10	COMFORT G WHITE MOSAIC BRICK	33,3X33,3
	DCOGMB40	COMFORT G GREY MOSAIC BRICK	33,3X33,3
MOSAIC MEMORIES 26,5X36 10,5"x14,2"	DCOGMM10	COMFORT G WHITE MOSAIC MEMORIES	26,5X36
	DCOGMM40	COMFORT G GREY MOSAIC MEMORIES	26,5X36
33,3X100 13"x39,4"	DCOG3310	COMFORT G WHITE	33,3X100
	DCOG3320	COMFORT G BEIGE	33,3X100
	DCOG3340	COMFORT G GREY	33,3X100
	DCOG3370	COMFORT G ANTHRACITE	33,3X100
DESIGN 33,3X100 13"x39,4"	DCOG3310D	COMFORT G WHITE DESIGN	33,3X100
	DCOG3320D	COMFORT G BEIGE DESIGN	33,3X100
	DCOG3340D	COMFORT G GREY DESIGN	33,3X100
	DCOG3370D	COMFORT G ANTHRACITE DESIGN	33,3X100
AVENUE 33,3X100 13"x39,4"	DCOG3310S	COMFORT G WHITE AVENUE	33,3X100
	DCOG3320S	COMFORT G BEIGE AVENUE	33,3X100
	DCOG3340S	COMFORT G GREY AVENUE	33,3X100
	DCOG3370S	COMFORT G ANTHRACITE AVENUE	33,3X100
DESIGN GOLD/PLATINUM 33,3X100 13"x39,4"	DCOG10DD	COMFORT G WHITE DESIGN PLATINUM	33,3X100
	DCOG20DD	COMFORT G BEIGE DESIGN GOLD	33,3X100
	DCOG40DD	COMFORT G GREY DESIGN PLATINUM	33,3X100
	DCOG70DD	COMFORT G ANTHRACITE DESIGN PLATINUM	33,3X100
DESIGN GLITTER 33,3X100 13"x39,4"	DCOG10DG	COMFORT G WHITE DESIGN GLITTER	33,3X100
	DCOG20DG	COMFORT G BEIGE DESIGN GLITTER	33,3X100
MOSAIC MANHATTAN 33,3X33,3 13"x13"	DCOGMMA10	COMFORT G WHITE MOSAIC MANHATTAN	33,3X33,3
	DCOGMMA20	COMFORT G BEIGE MOSAIC MANHATTAN	33,3X33,3
	DCOGMMA40	COMFORT G GREY MOSAIC MANHATTAN	33,3X33,3
	DCOGMMA70	COMFORT G ANTHRACITE MOSAIC MANHATTAN	33,3X33,3

WHITE SCRATCH / 33,3X100 - 13"X39,4"





CONCRETUS



LA
THE
SOBRIETÀ
SOBRIETY
ED
AND
IL PROGETTO
THE DESIGN



BEIGE / 33,3X100 - 13"X39,4"
BEIGE DEK 3D / 33,3X100 - 13"X39,4"





GRIGIO / 25X60 - 10"X24"
 ANTRACITE / 25X60 - 10"X24"
 GRIGIO MOSAIC / 30X30 - 13"X13"





BIANCO / 25X60 - 10"X24"
BEIGE / 25X60 - 10"X24"
BEIGE INSERTO MACRAMÈ / 25X60 - 10"X24"
BEIGE MOSAIC / 30X30 - 12"X12"





CONCRETUS



GRIGIO / 33,3X100 - 13"X39,4"
GRIGIO LINES / 33,3X100 - 13"X39,4"

**BICOTTURA TRADIZIONALE
PASTA BIANCA**

TRADITIONAL DOUBLE-FIRED
WHITE BODY

KLASSISCHE WEISSCHERBIGE
ZWEIBRANDFLIESEN

ТРАДИЦИОННЫЙ ДВОЙНОЙ ОБЖИГ,
БЕЛАЯ ГЛИНА

DIGITAL TECHNOLOGY

BICUISSON PÂTE BLANCHE
TRADITIONNELLE

BICOCCIÓN TRADICIONAL
PASTA BLANCA

COLORI

COLOURS - COULEURS - FARBEN - COLORES - ЦВЕТА

FINITURE/FINISHES

MATT



GHIACCIO



BIANCO



BEIGE



GRIGIO



ANTRACITE

**BICOTTURA TRADIZIONALE
PASTA BIANCA**

TRADITIONAL DOUBLE-FIRED
WHITE BODY

KLASSISCHE WEISSSCHERBIGE
ZWEIBRANDFLIESEN

ТРАДИЦИОННЫЙ ДВОЙНОЙ ОБЖИГ,
БЕЛАЯ ГЛИНА

DIGITAL TECHNOLOGY

BICUISSON PÂTE BLANCHE
TRADITIONNELLE


BICOCCIÓN TRADICIONAL
PASTA BLANCA

FORMATI

SIZES - FORMATS - FORMATE - FORMATOS - ФОРМАТЫ



IN/10 MM




25x60
10"x24"




33,3x100
13"x39,4"


**DECORATIVE PIECES
AND SPECIAL TRIMS**



MOSAIC
(BIANCO - BEIGE
GRIGIO - ANTRACITE)
30x30 12"x12"



BIANCO
25x60 10"x24"



BIANCO MATITA
2x60 0,8"x24"



BEIGE WALL
25x60 10"x24"



BEIGE INSERTO MACRAMÈ
25x60 10"x24"



BEIGE
25x60 10"x24"



BEIGE MATITA
2x60 0,8"x24"



BEIGE INSERTO ARLEQUIN
25x60 10"x24"



FASCIA BIANCO/BEIGE
5x60 2"x24"



GRIGIO
25x60 10"x24"



GRIGIO MATITA
2x60 0,8"x24"



GRIGIO WALL
25x60 10"x24"



GRIGIO INSERTO MACRAMÈ
25x60 10"x24"



ANTRACITE
25x60 10"x24"




ANTRACITE MATITA
2x60 0,8"x24"




GRIGIO INSERTO ARLEQUIN
25x60 10"x24"




FASCIA GRIGIO/ANTRACITE
5x60 2"x24"




GHIACCIO
33,3x100 13"x39,4"




GHIACCIO LINES
33,3x100 13"x39,4"



BIANCO
33,3x100 13"x39,4"



BIANCO LINES
33,3x100 13"x39,4"



BIANCO CHEVRON
33,3x100 13"x39,4"



GRIGIO
33,3x100 13"x39,4"



GRIGIO LINES
33,3x100 13"x39,4"



GRIGIO CHEVRON
33,3x100 13"x39,4"



GRIGIO INSERTO DECÒ
33,3x100 13"x39,4"



GRIGIO INSERTO TESSUTO
33,3x100 13"x39,4"



GRIGIO DEK 3D
33,3x100 13"x39,4"



BEIGE
33,3x100 13"x39,4"



BEIGE LINES
33,3x100 13"x39,4"



BEIGE DEK 3D
33,3x100 13"x39,4"



BEIGE INSERTO DECÒ
33,3x100 13"x39,4"



BEIGE INSERTO TESSUTO
33,3x100 13"x39,4"



ANTRACITE
33,3x100 13"x39,4"



ANTRACITE LINES
33,3x100 13"x39,4"



MULTICOLOR CHEVRON
33,3x100 13"x39,4"

PAVIMENTI SUGGERITI
SUGGESTED FLOOR TILES

-
- DISTRICT
- COMFORT R
- COMFORT W
- CRAFTSMAN WOOD
-

33,3X100 13"x39,4"	DCU3300	CONCRETUS GHIACCIO	33,3X100
	DCU3310	CONCRETUS BIANCO	33,3X100
	DCU3340	CONCRETUS GRIGIO	33,3X100
	DCU3320	CONCRETUS BEIGE	33,3X100
	DCU3370	CONCRETUS ANTRACITE	33,3X100
CHEVRON 33,3X100 13"x39,4"	DCUC3310	CONCRETUS BIANCO CHEVRON	33,3X100
	DCUC3340	CONCRETUS GRIGIO CHEVRON	33,3X100
CHEVRON MULTICOLOR 33,3X100 13"x39,4"	DCUC3300	CONCRETUS CHEVRON MULTICOLOR	33,3X100
LINES 33,3X100 13"x39,4"	DCUL3300	CONCRETUS GHIACCIO LINES	33,3X100
	DCUL3310	CONCRETUS BIANCO LINES	33,3X100
	DCUL3320	CONCRETUS BEIGE LINES	33,3X100
	DCUL3340	CONCRETUS GRIGIO LINES	33,3X100
	DCUL3370	CONCRETUS ANTRACITE LINES	33,3X100
DEK 3D 33,3X100 13"x39,4"	DCUM3320	CONCRETUS BEIGE DEK 3D	33,3X100
	DCUM3340	CONCRETUS GRIGIO DEK 3D	33,3X100
INSERTO TESSUTO 33,3X100 13"x39,4"	DCU20IT	CONCRETUS BEIGE INS TESSUTO	33,3X100
	DCU40IT	CONCRETUS GRIGIO INS TESSUTO	33,3X100
INSERTO DECÒ 33,3X100 13"x39,4"	DCU20ID	CONCRETUS BEIGE INS DECÒ	33,3X100
	DCU40ID	CONCRETUS GRIGIO INS DECÒ	33,3X100
MOSAIC 30X30 12"x12"	DCU10M	CONCRETUS BIANCO MOSAIC (TOZZ 1X1 PZ 484)	30X30
	DCU40M	CONCRETUS GRIGIO MOSAIC (TOZZ 1X1 PZ 484)	30X30
	DCU20M	CONCRETUS BEIGE MOSAIC (TOZZ 1X1 PZ 484)	30X30
	DCU70M	CONCRETUS ANTRACITE MOSAIC (TOZZ 1X1 PZ 484)	30X30
25X60 10"x24"	DCU2510	CONCRETUS BIANCO	25X60
	DCU2540	CONCRETUS GRIGIO	25X60
	DCU2520	CONCRETUS BEIGE	25X60
	DCU2570	CONCRETUS ANTRACITE	25X60
WALL 25X60 10"x24"	DCUW2520	CONCRETUS BEIGE WALL	25X60
	DCUW2540	CONCRETUS GRIGIO WALL	25X60
INSERTO MACRAMÈ 25X60 10"x24"	DCU2520IM	CONCRETUS BEIGE INS MACRAMÈ	25X60
	DCU2540IM	CONCRETUS GRIGIO INS MACRAMÈ	25X60
INSERTO ARLEQUIN 25X60 10"x24"	DCU2520IA	CONCRETUS BEIGE INS ARLEQUIN	25X60
	DCU2540IA	CONCRETUS GRIGIO INS ARLEQUIN	25X60

FASCIA 5X60 2"x24"

DCU2512F	CONCRETUS FASCIA BIANCO/BEIGE	5X60
DCU2540F	CONCRETUS FASCIA GRIGIO/ANTRACITE	5X60

MATITA 2X60 0,8"x24"

DCUM21	CONCRETUS BIANCO MATITA	2X60
DCUM24	CONCRETUS GRIGIO MATITA	2X60
DCUM22	CONCRETUS BEIGE MATITA	2X60
DCUM27	CONCRETUS ANTRACITE MATITA	2X60



NOA

LUCE
E COLORI
AND COLOURS
PER
FOR
ATMOSFERE
DREAMY
DA SOGNO
ATMOSPHERES







BIANCO / 25X75 - 10"X30"
TORTORA / 25X75 - 10"X30"
TORTORA JUNGLE / 25X75 - 10"X30"

PAV. COLORS LINE SABBIA / 31X31 - 12,2"X12,2"






BIANCO / 25X75 - 10"X30"
SALVIA / 25X75 - 10"X30"
DECORO ISCHIA / 25X75 - 10"X30"

PAV. COMFORT W WHITE / 20X120 - 8"X48"

BIANCO / 25X75 - 10"X30"
GRIGIO / 25X75 - 10"X30"
BIANCO CAPRI / 12,5X75 - 5"X30"

PAV. COMFORT R ASH / 60X60 - 24"X24"







BIANCO / 25X75 - 10"X30"
OTTANIO / 25X75 - 10"X30"
OTTANIO MARE / 25X75 - 10"X30"

**BICOTTURA TRADIZIONALE
PASTA BIANCA**

TRADITIONAL DOUBLE-FIRED
WHITE BODY

KLASSISCHE WEISSCHERBIGE
ZWEIBRANDFLIESEN

ТРАДИЦИОННЫЙ ДВОЙНОЙ ОБЖИГ,
БЕЛАЯ ГЛИНА

DIGITAL TECHNOLOGY

BICUISSON PÂTE BLANCHE
TRADITIONNELLE

BICOCCIÓN TRADICIONAL
PASTA BLANCA

COLORI

COLOURS - COULEURS - FARBEN - COLORES - ЦВЕТА

FINITURE/FINISHES


LUX



BIANCO




GRIGIO



OTTANIO



SALVIA



TORTORA

**BICOTTURA TRADIZIONALE
PASTA BIANCA**

TRADITIONAL DOUBLE-FIRED
WHITE BODY

KLASSISCHE WEISSCHERBIGE
ZWEIBRANDFLIESEN

ТРАДИЦИОННЫЙ ДВОЙНОЙ ОБЖИГ,
БЕЛАЯ ГЛИНА

DIGITAL TECHNOLOGY

BICUISSON PÂTE BLANCHE
TRADITIONNELLE

BICOCCIÓN TRADICIONAL
PASTA BLANCA

FORMATI

SIZES - FORMATS - FORMATE - FORMATOS - ФОРМАТЫ




10/10 MM

10 MM



12,5x75
5"x30"


10 MM



25x75
10"x30"



BIANCO
25x75 10"x30"



BIANCO MARE
25x75 10"x30"



DECORO ISCHIA
(BIANCO - SALVIA - GRIGIO)
25x75 10"x30"



GRIGIO JUNGLE (2 PZ)
25x75 10"x30"



GRIGIO
25x75 10"x30"



GRIGIO MARE
25x75 10"x30"



GRIGIO ONDA
25x75 10"x30"



OTTANIO SALVIA JUNGLE (2 PZ)
25x75 10"x30"



OTTANIO
25x75 10"x30"



OTTANIO MARE
25x75 10"x30"



OTTANIO ONDA
25x75 10"x30"



OTTANIO SALVIA JUNGLE (2 PZ)
25x75 10"x30"



SALVIA
25x75 10"x30"



SALVIA MARE
25x75 10"x30"



SALVIA ONDA
25x75 10"x30"



TORTORA JUNGLE (2 PZ)
25x75 10"x30"



TORTORA
25x75 10"x30"




TORTORA MARE
25x75 10"x30"



TORTORA ONDA
25x75 10"x30"




BIANCO CAPRI
25x75 10"x30"



BIANCO CAPRI
12,5x75 5"x30"




SALVIA CAPRI
25x75 10"x30"



SALVIA CAPRI
12,5x75 5"x30"



TORTORA CAPRI
25x75 10"x30"



TORTORA CAPRI
12,5x75 5"x30"

PAVIMENTI SUGGERITI
SUGGESTED FLOOR TILES

-
- CRAFTSMAN WOOD
-
- COMFORT R
-
- COLORS LINE*

*  

CLSO10 CLSO20
COLORS LINE BIANCO COLORS LINE AVORIO
31X31 12,2"x12,2" 31X31 12,2"x12,2"

CLS099 CLS044
COLORS LINE SABBIA COLORS LINE TORTORA
31X31 12,2"x12,2" 31X31 12,2"x12,2"

CLS040 CLS004
COLORS LINE PERLA COLORS LINE GRIGIO
31X31 12,2"x12,2" 31X31 12,2"x12,2"

CLS030 CLS033
COLORS LINE INDACO COLORS LINE AVIO
31X31 12,2"x12,2" 31X31 12,2"x12,2"

25X75 10"x30"	DNA010	NOA BIANCO	25X75
	DNA030	NOA OTTANIO	25X75
	DNA040	NOA GRIGIO	25X75
	DNA090	NOA SALVIA	25X75
	DNA044	NOA TORTORA	25X75
MARE 25X75 10"x30"	DNA010M	NOA BIANCO MARE	25X75
	DNA030M	NOA OTTANIO MARE	25X75
	DNA040M	NOA GRIGIO MARE	25X75
	DNA090M	NOA SALVIA MARE	25X75
	DNA044M	NOA TORTORA MARE	25X75
CAPRI 25X75 10"x30"	DNA010C	NOA BIANCO CAPRI	25X75
	DNA090C	NOA SALVIA CAPRI	25X75
	DNA044C	NOA TORTORA CAPRI	25X75
CAPRI 12,5X75 5"x30"	DNA1210	NOA BIANCO CAPRI	12,5X75
	DNA1290	NOA SALVIA CAPRI	12,5X75
	DNA1244	NOA TORTORA CAPRI	12,5X75
DECORO ISCHIA 25X75 10"x30"	DNA146	NOA DECORO ISCHIA (3 SOGGETTI) (BIANCO - SALVIA - GRIGIO)	25X75
ONDA 25X75 10"x30"	DNA300	NOA OTTANIO ONDA	25X75
	DNA400	NOA GRIGIO ONDA	25X75
	DNA900	NOA SALVIA ONDA	25X75
	DNA440	NOA TORTORA ONDA	25X75
JUNGLE 25X75 10"x30"	DNA39J	NOA OTTANIO SALVIA JUNGLE (COMP. 2 PZ)	25X75
	DNA40J	NOA GRIGIO JUNGLE (COMP. 2 PZ)	25X75
	DNA44J	NOA TORTORA JUNGLE (COMP. 2 PZ)	25X75



BIANCO / 25X75 - 10"X30"
GRIGIO / 25X75 - 10"X30"
BIANCO CAPRI / 12,5X75 - 5"X30"



VERA



STRUTTURE
MODERN
MODERNE.
STRUCTURES,
ABBINAMENTI
ORIGINAL
ORIGINALI
COMBINATIONS





ARTISTA COLD / 25X75 - 10"X30"
ESSENZA PERLA / 25X75 - 10"X30"
ESSENZA PLATINO / 25X75 - 10"X30"

PAV. COLORS LINE PERLA / 31X31 - 12,2"X12,2"





ESSENZA PLATINO / 25X75 - 10"X30"
PARATO COLD / 25X75 - 10"X30"
ESSENZA PERLA / 25X75 - 10"X30"
MOS. PLATINO / 30X30

PAV. CRAFTSMAN WOOD MUD / 20X120



SONORA AVORIO / 25X75 - 10"X30"
SONORA AMBRA / 25X75 - 10"X30"
ARTISTA WARM / 25X75 - 10"X30"

PAV. CRAFTSMAN WOOD HONEY / 20X120



Bathroom





SONORA PERLA / 25X75 - 10"X30"
ESSENZA ZAFFIRO / 25X75 - 10"X30"
ARTISTA COLOR / 25X75 - 10"X30"

PAV. CRAFTSMAN WOOD MUD / 20X120





SONORA PERLA / 25X75 - 10"X30"
MOS. PERLA / 30X30

**BICOTTURA TRADIZIONALE
PASTA BIANCA**

TRADITIONAL DOUBLE-FIRED
WHITE BODY

KLASSISCHE WEISSSCHERBIGE
ZWEIBRANDFLIESEN

ТРАДИЦИОННЫЙ ДВОЙНОЙ ОБЖИГ,
БЕЛАЯ ГЛИНА

DIGITAL TECHNOLOGY

BICUISSON PÂTE BLANCHE
TRADITIONNELLE

BICOCCIÓN TRADICIONAL
PASTA BLANCA

COLORI

COLOURS - COULEURS - FARBEN - COLORES - ЦВЕТА

FINITURE/FINISHES

MATT



PERLA



PLATINO




AVORIO



AMBRA



ACQUAMARINA



ZAFFIRO

**BICOTTURA TRADIZIONALE
PASTA BIANCA**

TRADITIONAL DOUBLE-FIRED
WHITE BODY

KLASSISCHE WEISSCHERBIGE
ZWEIBRANDFLIESEN

ТРАДИЦИОННЫЙ ДВОЙНОЙ ОБЖИГ,
БЕЛАЯ ГЛИНА

DIGITAL TECHNOLOGY

BICUISSON PÂTE BLANCHE
TRADITIONNELLE


BICOCCIÓN TRADICIONAL
PASTA BLANCA

FORMATI

SIZES - FORMATS - FORMATE - FORMATOS - ФОРМАТЫ




10/10 MM



25x75
10"x30"

DECORATIVE PIECES AND SPECIAL TRIMS



MOSAIC
30x30 12"x12"



ESSENZA PERLA
25x75 10"x30"




ESSENZA PLATINO
25x75 10"x30"



ESSENZA AVORIO
25x75 10"x30"



ESSENZA AMBRA
25x75 10"x30"



SONORA PERLA
25x75 10"x30"



SONORA PLATINO
25x75 10"x30"



SONORA AVORIO
25x75 10"x30"



SONORA AMBRA
25x75 10"x30"



ARTISTA COLD
25x75 10"x30"



TESORO COLD
25x75 10"x30"



ARTISTA WARM
25x75 10"x30"



TESORO WARM
25x75 10"x30"



PARATO COLD
25x75 10"x30"



TRAMONTO COLD
25x75 10"x30"



PARATO WARM
25x75 10"x30"



TRAMONTO WARM
25x75 10"x30"



PAVIMENTI SUGGERITI
SUGGESTED FLOOR TILES

CRAFTSMAN WOOD

COMFORT R

COLORS LINE*



ESSENZA ACQUAMARINA
25x75 10"x30"



ESSENZA ZAFFIRO
25x75 10"x30"



SONORA ACQUAMARINA
25x75 10"x30"



SONORA ZAFFIRO
25x75 10"x30"



ARTISTA COLOR
25x75 10"x30"



TRAMONTO ZAFFIRO
25x75 10"x30"



PARATO COLOR
25x75 10"x30"



TRAMONTO ACQUAMARINA
25x75 10"x30"



TESORO COLOR
25x75 10"x30"

*



CLS010
COLORS LINE BIANCO
31X31 12,2"x12,2"



CLS020
COLORS LINE AVORIO
31X31 12,2"x12,2"



CLS099
COLORS LINE SABBIA
31X31 12,2"x12,2"



CLS044
COLORS LINE TORTORA
31X31 12,2"x12,2"



CLS040
COLORS LINE PERLA
31X31 12,2"x12,2"



CLS004
COLORS LINE GRIGIO
31X31 12,2"x12,2"



CLS030
COLORS LINE INDACO
31X31 12,2"x12,2"



CLS033
COLORS LINE AVIO
31X31 12,2"x12,2"

ESSENZA 25X75 10"x30"

DVE010E	VERA ESSENZA AVORIO	25X75
DVE020E	VERA ESSENZA AMBRA	25X75
DVE030E	VERA ESSENZA ACQUAMARINA	25X75
DVE033E	VERA ESSENZA ZAFFIRO	25X75
DVE040E	VERA ESSENZA PERLA	25X75
DVE044E	VERA ESSENZA PLATINO	25X75

SONORA 25X75 10"x30"

DVE010S	VERA SONORA AVORIO	25X75
DVE020S	VERA SONORA AMBRA	25X75
DVE030S	VERA SONORA ACQUAMARINA	25X75
DVE033S	VERA SONORA ZAFFIRO	25X75
DVE040S	VERA SONORA PERLA	25X75
DVE044S	VERA SONORA PLATINO	25X75

ARTISTA 25X75 10"x30"

DVEA00CL	VERA ARTISTA COLOR	25X75
DVEA01C	VERA ARTISTA COLD	25X75
DVEA02W	VERA ARTISTA WARM	25X75

PARATO 25X75 10"x30"

DVE001CP	VERA PARATO COLD	25X75
DVE002WP	VERA PARATO WARM	25X75
DVE033ZA	VERA PARATO COLOR	25X75

TRAMONTO 25X75 10"x30"

DVEDT12	VERA TRAMONTO WARM (AVORIO/AMBRA)	25X75
DVEDT44	VERA TRAMONTO COLD (PERLA/PLATINO)	25X75
DVEDT433	VERA TRAMONTO ZAFFIRO (PERLA/ZAFFIRO)	25X75
DVEDT30	VERA TRAMONTO ACQUAMARINA (PERLA/ACQUAMARINA)	25X75

TESORO 25X75 10"x30"

DVED22T	VERA TESORO WARM (AVORIO/AMBRA)	25X75
DVED11T	VERA TESORO COLD (PERLA/PLATINO)	25X75
DVED33T	VERA TESORO COLOR (PERLA/ZAFFIRO/ACQUAMARINA)	25X75

MOSAICO 30X30 12"x12"

DVEM10ES	MOSAICO VERA AVORIO 144PZ (ESSENZA + SONORA)	30X30
DVEM20ES	MOSAICO VERA AMBRA 144PZ (ESSENZA + SONORA)	30X30
DVEM30ES	MOSAICO VERA ACQUAMARINA 144PZ (ESSENZA + SONORA)	30X30
DVEM33ES	MOSAICO VERA ZAFFIRO 144PZ (ESSENZA + SONORA)	30X30
DVEM40ES	MOSAICO VERA PERLA 144PZ (ESSENZA + SONORA)	30X30
DVEM44ES	MOSAICO VERA PLATINO 144PZ (ESSENZA + SONORA)	30X30

ESSENZA PERLA / 25X75 - 10"X30"
ESSENZA PLATINO / 25X75 - 10"X30"
TESORO COLD / 25X75 - 10"X30"
MOS. PLATINO / 30X30 - 12"X12"





CASTLE

L'INCANTO
ENCHANTMENT
E LO SPLENDORE
AND MAGNIFICENCE





PEARL MOSAIC / 33,3X33,3 13"X13"
PEARL/ 33,3X100 - 13"X39,4"
TREASURE PEARL / 10,6X100 - 4,2"X39,4"
PAV. COMFORT R WHITE / 60X60






AMBER / 33,3X100 - 13"X39,4"

AMBER SCULPTURE FLAME / 33,3X100 - 13"X39,4"

PAV. COMFORT R BEIGE / 60X60

AMBER SCULPTURE / 33,3X100 - 13"X39,4"







SILVER / 33,3X100 - 13"X39,4"
TRIANGLE COLD / 33,3X100 - 13"X39,4"

PAV. COMFORT R ASH / 60X60





AMBER / 33,3X100 - 13"X39,4"
AMBER STYLE FASCIA / 33,3X100 - 13"X39,4"

**BICOTTURA TRADIZIONALE
PASTA BIANCA**

TRADITIONAL DOUBLE-FIRED
WHITE BODY

KLASSISCHE WEISSCHERBIGE
ZWEIBRANDFLIESEN

ТРАДИЦИОННЫЙ ДВОЙНОЙ ОБЖИГ,
БЕЛАЯ ГЛИНА

DIGITAL TECHNOLOGY

BICUISSON PÂTE BLANCHE
TRADITIONNELLE

BICOCCIÓN TRADICIONAL
PASTA BLANCA

COLORI

COLOURS - COULEURS - FARBEN - COLORES - ЦВЕТА

FINITURE/FINISHES

LUX



PEARL



SILVER



MILK



AMBER

**BICOTTURA TRADIZIONALE
PASTA BIANCA**

TRADITIONAL DOUBLE-FIRED
WHITE BODY

KLASSISCHE WEISSSCHERBIGE
ZWEIBRANDFLIESEN

ТРАДИЦИОННЫЙ ДВОЙНОЙ ОБЖИГ,
БЕЛАЯ ГЛИНА

DIGITAL TECHNOLOGY

BICUISSON PÂTE BLANCHE
TRADITIONNELLE

BICOCCIÓN TRADICIONAL
PASTA BLANCA


FORMATI

SIZES - FORMATS - FORMATE - FORMATOS - ФОРМАТЫ



IN/10 MM

10 MM



10,6x100
4,2"x39,4"

10 MM



33,3x100
13"x39,4"



TREASURE PEARL
10,6x100 4,2"x39,4"




TREASURE SILVER
10,6x100 4,2"x39,4"



TREASURE AMBER
10,6x100 4,2"x39,4"



PEARL
33,3x100 13"x39,4"



SILVER
33,3x100 13"x39,4"



AMBER
33,3x100 13"x39,4"



DIAMOND PEARL
33,3x100 13"x39,4"



DIAMOND SILVER
33,3x100 13"x39,4"



DIAMOND AMBER
33,3x100 13"x39,4"



PEARL STYLE FASCIA
33,3x100 13"x39,4"



SILVER STYLE FASCIA
33,3x100 13"x39,4"



AMBER STYLE FASCIA
33,3x100 13"x39,4"



SCULPTURE PEARL
33,3x100 13"x39,4"



SCULPTURE SILVER
33,3x100 13"x39,4"



SCULPTURE AMBER
33,3x100 13"x39,4"



PEARL DIAMOND / 33,3X100 - 13"X39,4"

DECORATIVE PIECES AND SPECIAL TRIMS



TREASURE MILK
10,6x100 4,2"x39,4"




MILK
33,3x100 13"x39,4"



DIAMOND MILK
33,3x100 13"x39,4"



SCULPTURE PEARL FLAME
33,3x100 13"x39,4"



TRIANGLE WARM
33,3x100 13"x39,4"




SCULPTURE SILVER FLAME
33,3x100 13"x39,4"



TRIANGLE COLD
33,3x100 13"x39,4"



SCULPTURE AMBER FLAME
33,3x100 13"x39,4"



MOSAIC
33,3x33,3 13"x13"

PAVIMENTI SUGGERITI
SUGGESTED FLOOR TILES

COMFORT R

33,3X100 13"x39,4"

DCT3310	CASTLE PEARL	33,3X100
DCT3311	CASTLE MILK	33,3X100
DCT3320	CASTLE AMBER	33,3X100
DCT3340	CASTLE SILVER	33,3X100

DIAMOND 33,3X100 13"x39,4"

DCT3310DM	CASTLE DIAMOND PEARL	33,3X100
DCT3311DM	CASTLE DIAMOND MILK	33,3X100
DCT3320DM	CASTLE DIAMOND AMBER	33,3X100
DCT3340DM	CASTLE DIAMOND SILVER	33,3X100

TREASURE 10,6X100 4,2"x39,4"

DCT1110	TREASURE PEARL	10,6X100
DCT1111	TREASURE MILK	10,6X100
DCT1120	TREASURE AMBER	10,6X100
DCT1140	TREASURE SILVER	10,6X100

TRIANGLE 10,6X100 4,2"x39,4"

DCT3310T	CASTLE TRIANGLE COLD	33,3X100
DCT3320T	CASTLE TRIANGLE WARM	33,3X100

STYLE FASCIA 33,3X100 13"x39,4"

DCT10SFD	CASTLE PEARL STYLE FASCIA (DEC)	33,3X100
DCT20SFD	CASTLE AMBER STYLE FASCIA (DEC)	33,3X100
DCT40SFD	CASTLE SILVER STYLE FASCIA (DEC)	33,3X100

SCULPTURE 33,3X100 13"x39,4"

DCT3310DS	CASTLE SCULPTURE PEARL	33,3X100
DCT3320DS	CASTLE SCULPTURE AMBER	33,3X100
DCT3340DS	CASTLE SCULPTURE SILVER	33,3X100

SCULPTURE FLAME 33,3X100 13"x39,4"

DCT10SF	CASTLE SCULPTURE PEARL FLAME	33,3X100
DCT20SF	CASTLE SCULPTURE AMBER FLAME	33,3X100
DCT40SF	CASTLE SCULPTURE SILVER FLAME	33,3X100

MOSAIC 33,3X33,3 13"x13"

DCT10M	CASTLE PEARL MOSAIC (PZ 144)	33,3X33,3
DCT11M	CASTLE MILK MOSAIC (PZ 144)	33,3X33,3
DCT20M	CASTLE AMBER MOSAIC (PZ 144)	33,3X33,3
DCT40M	CASTLE SILVER MOSAIC (PZ 144)	33,3X33,3



MILK / 33,3X100 - 13"X39,4"
TREASURE MILK / 10,6X100 - 4,2"X39,4"



DESERT

COLORI
NEUTRAL
NEUTRI,
COLOURS,
PUREZZA
PURITY
DEI RILIEVI
OF THE RELIEFS





SUN WHITE / 25X75 - 10"X30"
SUN WHITE MOSAIC / 30X30 - 12"X12"
OASY GREY / 25X75 - 10"X30"
GREY STARS / 25X75 - 10"X30"

PAV. COMFORT R WHITE / 60X60 - 24"X24"



SAND GREIGE DUNE / 25X75 - 10"X30"





DESERT

SUN WHITE / 25X75 - 10"X30"
MORGANA BEIGE / 25X75 - 10"X30"
MORGANA BEIGE DUNE / 25X75 - 10"X30"
PAV. COMFORT R WHITE / 60X60 - 24"X24"



MORGANA BEIGE / 25X75 - 10"X30"
MORGANA BEIGE METAL STRIPES / 25X75 - 10"X30"

PAV. COMFORT R BEIGE / 60X60 - 24"X24"

OASI GREY CHISELED / 25X75 10"X30"





MULTIWAVE / 25X75 - 10"X30"

**BICOTTURA TRADIZIONALE
PASTA BIANCA**

TRADITIONAL DOUBLE-FIRED
WHITE BODY

KLASSISCHE WEISSCHERBIGE
ZWEIBRANDFLIESEN

ТРАДИЦИОННЫЙ ДВОЙНОЙ ОБЖИГ,
БЕЛАЯ ГЛИНА

DIGITAL TECHNOLOGY

BICUISSON PÂTE BLANCHE
TRADITIONNELLE

BICOCCIÓN TRADICIONAL
PASTA BLANCA

COLORI

COLOURS - COULEURS - FARBEN - COLORES - ЦВЕТА

FINITURE/FINISHES

MATT



SUN WHITE



OASI GREY



MORGANA BEIGE



SAND GREIGE

**BICOTTURA TRADIZIONALE
PASTA BIANCA**

TRADITIONAL DOUBLE-FIRED
WHITE BODY

KLASSISCHE WEISSSCHERBIGE
ZWEIBRANDFLIESEN

ТРАДИЦИОННЫЙ ДВОЙНОЙ ОБЖИГ,
БЕЛАЯ ГЛИНА

DIGITAL TECHNOLOGY

BICUISSON PÂTE BLANCHE
TRADITIONNELLE


BICOCCIÓN TRADICIONAL
PASTA BLANCA

FORMATI

SIZES - FORMATS - FORMATE - FORMATOS - ФОРМАТЫ



IN/10 MM



25x75
10"x30"

DECORATIVE PIECES AND SPECIAL TRIMS



SUN WHITE
MOSAIC
30x30 12"x12"




OASI GREY
MOSAIC
30x30 12"x12"



MORGANA BEIGE
MOSAIC
30x30 12"x12"



SAND GREIGE
MOSAIC
30x30 12"x12"



SUN WHITE
25x75 10"x30"



OASI GREY
25x75 10"x30"



MORGANA BEIGE
25x75 10"x30"



SAND GREIGE
25x75 10"x30"



SUN WHITE CHISELED
25x75 10"x30"



OASI GREY CHISELED
25x75 10"x30"



MORGANA BEIGE CHISELED
25x75 10"x30"



SAND GREIGE CHISELED
25x75 10"x30"



MULTIWAVE
25x75 10"x30"



OASI GREY DUNE
25x75 10"x30"



MORGANA BEIGE DUNE
25x75 10"x30"



SAND GREIGE DUNE
25x75 10"x30"



SUN WHITE METALS STRIPES
25x75 10"x30"



OASI GREY METALS STRIPES
25x75 10"x30"



MORGANA BEIGE METALS STRIPES
25x75 10"x30"



SAND GREIGE METALS STRIPES
25x75 10"x30"



GREY STARS
25x75 10"x30"



BEIGE STARS
25x75 10"x30"

PAVIMENTI SUGGERITI SUGGESTED FLOOR TILES

COMFORT R

COMFORT W

SUN WHITE / 25X75 - 10"X30"
SAND GREIGE DUNE / 25X75 - 10"X30"



25X75 10"x30"

DDS7502	SAND GREIGE	25X75
DDS7510	SUN WHITE	25X75
DDS7520	MORGANA BEIGE	25X75
DDS7540	OASI GREY	25X75

DUNE 25X75 10"x30"

DDS7502D	SAND GREIGE DUNE	25X75
DDS7520D	MORGANA BEIGE DUNE	25X75
DDS7540D	OASI GREY DUNE	25X75

MULTIWAVE 25X75 10"x30"

DDS7510W	MULTIWAVE	25X75
----------	-----------	-------

CHISELED 25X75 10"x30"

DDS7502C	SAND GREIGE CHISELED	25X75
DDS7510C	SUN WHITE CHISELED	25X75
DDS7520C	MORGANA BEIGE CHISELED	25X75
DDS7540C	OASI GREY CHISELED	25X75

STARS 25X75 10"x30"

DDS20S	DESERT BEIGE STARS	25X75
DDS40S	DESERT GREY STARS	25X75

METAL STRIPES 25X75 10"x30"

DDS02SM	SAND GREIGE METAL STRIPES	25X75
DDS10SM	SUN WHITE METAL STRIPES	25X75
DDS20SM	MORGANA BEIGE METAL STRIPES	25X75
DDS40SM	OASI GREY METAL STRIPES	25X75

MOSAIC 30X30 12"x12"

DDSM02	SAND GREIGE MOSAIC (144 pz)	30X30
DDSM10	SUN WHITE MOSAIC (144 pz)	30X30
DDSM20	MORGANA BEIGE MOSAIC (144 pz)	30X30
DDSM40	OASI GREY MOSAIC (144 pz)	30X30

SUN WHITE / 25X75 10"X30"
OASI GREY CHISELED / 25X75 10"X30"
COMFORT R WHITE / 60X60 24"X24"



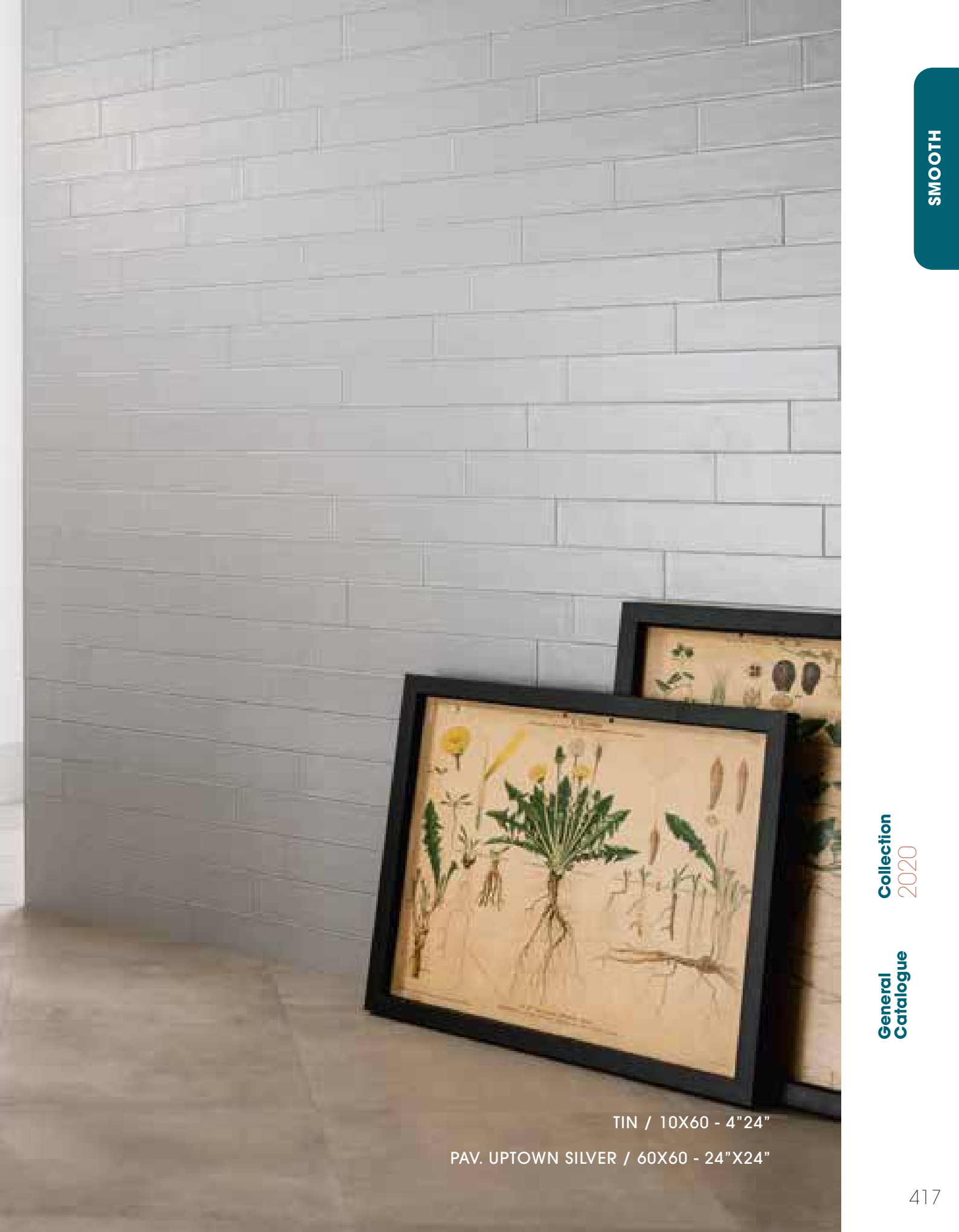


SMOOTH



FORMATI
ORIGINALI
PER
UNA PALETTE
ORIGINAL SIZES
DI COLORI
FOR A PALETTE
NATURALI
OF NATURAL COLOURS





SMOOTH

Collection
2020

General
Catalogue

TIN / 10X60 - 4"24"

PAV. UPTOWN SILVER / 60X60 - 24"X24"





MILK LUX / 20X60 - 8"24"

FASCIA FRECCIA MILK LUX / 10X60 - 4"24"

PAV. LOGWOOD CREAM / 16,4X99,8 - 6,6"X39,9"





BONE / 10X60 - 4"X24"
MILK LUX / 10X60 - 4"X24"
MIX ESAGONA MILK / 30X30 - 12"X12"
MATITA MILK / 2X60 - 0,8"X24"

SMOOTH



BONE / 20X60 - 8"X24"

INSERTO ETHNIC COLD / 20X60 - 8"X24"
WHITE / 20X60 - 8"X24"



**BICOTTURA TRADIZIONALE
PASTA BIANCA**

TRADITIONAL DOUBLE-FIRED
WHITE BODY

KLASSISCHE WEISSCHERBIGE
ZWEIBRANDFLIESEN

ТРАДИЦИОННЫЙ ДВОЙНОЙ ОБЖИГ,
БЕЛАЯ ГЛИНА

DIGITAL TECHNOLOGY

BICUISSON PÂTE BLANCHE
TRADITIONNELLE

BICOCCIÓN TRADICIONAL
PASTA BLANCA

SMOOTH

COLORI

COLOURS - COULEURS - FARBEN - COLORES - ЦВЕТА

FINITURE/FINISHES


MATT / LUX



WHITE



ASH



TIN



SMOKE




MILK




BONE



BEIGE



SAND



GREIGE

**BICOTTURA TRADIZIONALE
PASTA BIANCA**

TRADITIONAL DOUBLE-FIRED
WHITE BODY

KLASSISCHE WEISSSCHERBIGE
ZWEIBRANDFLIESEN

ТРАДИЦИОННЫЙ ДВОЙНОЙ ОБЖИГ,
БЕЛАЯ ГЛИНА

DIGITAL TECHNOLOGY

BICUISSON PÂTE BLANCHE
TRADITIONNELLE

BICOCCIÓN TRADICIONAL
PASTA BLANCA

FORMATI

SIZES - FORMATS - FORMATE - FORMATOS - ФОРМАТЫ



IN/10 MM

10 MM




10x60

4"x24"

LUX E MATT

10 MM



20x60

8"x24"

LUX E MATT

ANG.
MATITA WHITE
LUX



MATITA WHITE LUX
2x60 0,8"x24"

WHITE LUX
10x60 4"x24"

ANG.
MATITA MILK
LUX



MATITA MILK LUX
2x60 0,8"x24"

MILK LUX
10x60 4"x24"

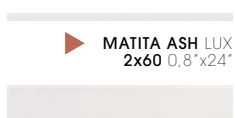
ANG.
MATITA SAND
LUX



MATITA SAND LUX
2x60 0,8"x24"

SAND LUX
10x60 4"x24"

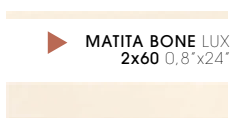
ANG.
MATITA ASH
LUX



MATITA ASH LUX
2x60 0,8"x24"

ASH LUX
10x60 4"x24"

ANG.
MATITA BONE
LUX



MATITA BONE LUX
2x60 0,8"x24"

BONE LUX
10x60 4"x24"

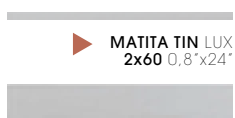
ANG.
MATITA GREIGE
LUX



MATITA GREIGE LUX
2x60 0,8"x24"

GREIGE LUX
10x60 4"x24"


ANG.
MATITA TIN
LUX



MATITA TIN LUX
2x60 0,8"x24"


TIN LUX
10x60 4"x24"

COPRIFILO
WHITE LUX
1x20 0,4"x8"



WHITE LUX
20x60 8"x24"

COPRIFILO
MILK LUX
1x20 0,4"x8"




MILK LUX
20x60 8"x24"

COPRIFILO
SAND LUX
1x20 0,4"x8"



SAND LUX
20x60 8"x24"

COPRIFILO
ASH LUX
1x20 0,4"x8"



ASH LUX
20x60 8"x24"


BONE LUX
20x60 8"x24"

COPRIFILO
GREIGE LUX
1x20 0,4"x8"




GREIGE LUX
20x60 8"x24"

COPRIFILO
TIN LUX
1x20 0,4"x8"



TIN LUX
20x60 8"x24"



▶ FINO AD ESAURIMENTO STOCK / UNTIL STOCKS RUN OUT

**BICOTTURA TRADIZIONALE
PASTA BIANCA**

TRADITIONAL DOUBLE-FIRED
WHITE BODY

KLASSISCHE WEISSSCHERBIGE
ZWEIBRANDFLIESEN

ТРАДИЦИОННЫЙ ДВОЙНОЙ ОБЖИГ,
БЕЛАЯ ГЛИНА

DIGITAL TECHNOLOGY

BICUISSON PÂTE BLANCHE
TRADITIONNELLE

BICOCCIÓN TRADICIONAL
PASTA BLANCA

FORMATI

SIZES - FORMATS - FORMATE - FORMATOS - ФОРМАТЫ



10/10 MM


10 MM



10x60
4"x24"

LUX E MATT

10 MM



20x60
8"x24"

LUX E MATT



INSERTO ANTIBES COLD
20x60 8"x24"




INSERTO ANTIBES HOT
20x60 8"x24"




INSERTO ETHNIC COLD
(SET. 2 PZ)
10x60 4"x24"



INSERTO ETHNIC HOT
(SET. 2 PZ)
10x60 4"x24"



INSERTO ETHNIC COLD
(SET. 2 PZ)
20x60 8"x24"



INSERTO ETHNIC HOT
(SET. 2 PZ)
20x60 8"x24"



INSERTO BIJOU COLD
10x60 4"x24"



INSERTO BIJOU HOT
10x60 4"x24"



INSERTO BIJOU COLD
20x60 8"x24"



INSERTO BIJOU HOT
20x60 8"x24"



FASCIA FRECCIA WHITE
10x60 4"x24"
LUX E MATT

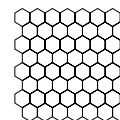


FASCIA FRECCIA MILK
10x60 4"x24"
LUX E MATT

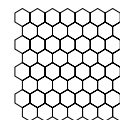


FASCIA FRECCIA GREIGE
10x60 4"x24"

**DECORATIVE PIECES
AND SPECIAL TRIMS**



MIX ESAGONA
(WHITE - MILK)
30x30 12"x12"



MIX ESAGONA
LUX (WHITE - MILK LUX)
30x30 12"x12"



MIX ESAGONA
MIX COLD
30x30 12"x12"



MIX ESAGONA
MIX COLD LUX
30x30 12"x12"



MIX ESAGONA
MIX HOT
30x30 12"x12"



MIX ESAGONA
MIX HOT LUX
30x30 12"x12"



INSERTO SAINT TROPEZ
(SET. 2 PZ)
20x60 8"x24"

**PAVIMENTI SUGGERITI
SUGGESTED FLOOR TILES**

CUTE

DISTRICT

LOGWOOD

UPTOWN

MIX ESAGONA MIX COLD / 30X30 - 12"X12"



SMOOTH

▶ FINO AD ESAURIMENTO STOCK / UNTIL STOCKS RUN OUT

20X60 8"x24"	DMO010	WHITE SMOOTH	20X60
	DMO004	ASH SMOOTH	20X60
	DMO040	TIN SMOOTH	20X60
	DMO070	SMOKE SMOOTH	20X60
	DMO020	MILK SMOOTH	20X60
	DMO022	BONE SMOOTH	20X60
	DMO002	BEIGE SMOOTH	20X60
	DMO222	SAND SMOOTH	20X60
	DMO024	GREIGE SMOOTH	20X60
	20X60 8"x24"	DMO010L	WHITE LUX
DMO004L		ASH SMOOTH LUX	20X60
DMO040L		TIN SMOOTH LUX	20X60
DMO020L		MILK LUX	20X60
DMO022L		BONE SMOOTH LUX	20X60
DMO222L		SAND SMOOTH LUX	20X60
DMO024L		GREIGE SMOOTH LUX	20X60
10X60 4"x24"		DMO1010L	WHITE LUX
	DMO1004L	ASH SMOOTH LUX	10X60
	DMO1040L	TIN SMOOTH LUX	10X60
	DMO1020L	MILK LUX	10X60
	DMO1022L	BONE SMOOTH LUX	10X60
	DMO1222L	SAND SMOOTH LUX	10X60
	DMO1024L	GREIGE SMOOTH LUX	10X60
	10X60 4"x24"	DMO1010	WHITE SMOOTH
DMO1004		ASH SMOOTH	10X60
DMO1040		TIN SMOOTH	10X60
DMO1070		SMOKE SMOOTH	10X60
DMO1020		MILK SMOOTH	10X60
DMO1022		BONE SMOOTH	10X60
DMO1002		BEIGE SMOOTH	10X60
DMO1222		SAND SMOOTH	10X60
MIX ESAGONA 30X30 12"x12"	DMOME10L	MIX ESAGONA WHITE LUX	30X30
	DMOME20L	MIX ESAGONA MILK LUX	30X30
MIX ESAGONA 30X30 12"x12"	DMOME10	MIX ESAGONA WHITE	30X30
	DMOME20	MIX ESAGONA MILK	30X30
MIX ESAGONA MIX 30X30 12"x12"	▶ DMOME00H	MIX ESAGONA MIX HOT (BEIGE - KAKI - SAND - GREIGE)	30X30
	▶ DMOME00C	MIX ESAGONA MIX COLD (ASH - TIN - SMOKE - LEAD)	30X30
MIX ESAGONA MIX 30X30 12"x12"	▶ DMOME00HL	MIX ESAGONA MIX HOT LUX (BONE - SAND - GREIGE - MILK)	30X30
	▶ DMOME00CL	MIX ESAGONA MIX COLD LUX (ASH - TIN - LEAD - WHITE)	30X30

FRECCIA 10X60 4"x24"	▶ DMOFF10	FASCIA FRECCIA WHITE LUX E MATT	10X60
	▶ DMOFF20	FASCIA FRECCIA MILK LUX E MATT	10X60
FRECCIA 10X60 4"x24"	▶ DMOFF24	FASCIA FRECCIA GREIGE	10X60
INSERTO BIJOU 20X60 8"x24"	DMOIB20H	INS. BIJOU HOT	20X60
	DMOIB10C	INS. BIJOU COLD	20X60
INSERTO BIJOU 10X60 4"x24"	DMOIB1020H	INS. BIJOU HOT	10X60
	DMOIB1010C	INS. BIJOU COLD	10X60
INSERTO SAINT TROPEZ 20X60 8"x24"	▶ DMOIST00	INS. SAINT TROPEZ (SET 2 PZ)	20X60
INSERTO ANTIBES 20X60 8"x24"	▶ DMOIA20H	INS. ANTIBES HOT	20X60
	▶ DMOIA10C	INS. ANTIBES COLD	20X60
INSERTO ETHNIC 20X60 8"x24"	DMOIE20H	INS. ETHNIC HOT 20X60 (SET 2 PZ)	20X60
	DMOIE10C	INS. ETHNIC COLD 20X60 (SET 2 PZ)	20X60
INSERTO ETHNIC 10X60 4"x24"	DMOIE1020H	INS. ETHNIC HOT 10X60 (SET 2 PZ)	10X60
	DMOIE1010C	INS. ETHNIC COLD 10X60 (SET 2 PZ)	10X60
MATITA 2X60 0,8"x24"	▶ DMOM10L	MATITA WHITE LUX	2X60
	▶ DMOM04L	MATITA ASH LUX	2X60
	▶ DMOM40L	MATITA TIN S LUX	2X60
MATITA 2X60 0,8"x24"	▶ DMOM10	MATITA WHITE	2X60
	▶ DMOM04	MATITA ASH	2X60
	▶ DMOM40	MATITA TIN	2X60
	▶ DMOM70	MATITA SMOKE	2X60
ANG. MATITA	▶ DMOAM10L	ANG. MATITA WHITE LUX	ANG.
	▶ DMOAM04L	ANG. MATITA ASH LUX	ANG.
	▶ DMOAM40L	ANG. MATITA TIN S LUX	ANG.
ANG. MATITA	▶ DMOAM10	ANG. MATITA WHITE	ANG.
	▶ DMOAM04	ANG. MATITA ASH	ANG.
	▶ DMOAM40	ANG. MATITA TIN	ANG.
	▶ DMOAM70	ANG. MATITA SMOKE	ANG.
MATITA 2X60 0,8"x24"	▶ DMOM20L	MATITA MILK LUX	2X60
	▶ DMOM22L	MATITA BONE LUX	2X60
	▶ DMOM222L	MATITA SAND LUX	2X60
	▶ DMOM24L	MATITA GREIGE LUX	2X60

▶ FINO AD ESAURIMENTO STOCK / UNTIL STOCKS RUN OUT

MATITA 2X60 0,8"x24"

▶ DMOM20	MATITA MILK	2X60
▶ DMOM22	MATITA BONE	2X60
▶ DMOM02	MATITA BEIGE	2X60
▶ DMOM222	MATITA SAND	2X60
▶ DMOM24	MATITA GREIGE	2X60

ANG. MATITA

▶ DMOAM20L	ANG. MATITA MILK LUX	ANG.
▶ DMOAM22L	ANG. MATITA BONE LUX	ANG.
▶ DMOAM222L	ANG. MATITA SAND LUX	ANG.
▶ DMOAM24L	ANG. MATITA GREIGE LUX	ANG.

ANG. MATITA

▶ DMOAM20	ANG. MATITA MILK	ANG.
▶ DMOAM22	ANG. MATITA BONE	ANG.
▶ DMOAM02	ANG. MATITA BEIGE	ANG.
▶ DMOAM222	ANG. MATITA SAND	ANG.
▶ DMOAM24	ANG. MATITA GREIGE	ANG.

COPRIFILO 1X20 0,4"x8"

DCCC10B	COPRIFILO WHITE LUX	1X20
DCCC20B	COPRIFILO MILK LUX	1X20
DMO04CL	COPRIFILO ASH LUX	1X20
DMO40CL	COPRIFILO TIN S LUX	1X20
DMO222CL	COPRIFILO SAND LUX	1X20
DMO24CL	COPRIFILO GREIGE LUX	1X20

COPRIFILO 1X20 0,4"x8"

DSOC10	COPRIFILO WHITE	1X20
DCCC20M	COPRIFILO MILK	1X20
DMO04C	COPRIFILO ASH	1X20
DMO40C	COPRIFILO TIN	1X20
DMO222C	COPRIFILO SAND	1X20
DMO24C	COPRIFILO GREIGE	1X20
DMO70C	COPRIFILO SMOKE	1X20
DMO02C	COPRIFILO BEIGE	1X20

COPRIFILO BUTTERFLY 1X20 0,4"x8"

DBU20C	BUTTERFLY CREMA MATT COPRIFILO (PER FONDO BONE)	1X20
--------	---	------

TIN SMOOTH / 10X60 - 4"24"



ESTERNO
OUT
20MM
20MM





LA BELLEZZA
THE BEAUTY
DI VIVERE
OF LIVING
ALL'APERTO
OUTDOORS

DAS SCHÖNE IM
FREIEN ZU LEBEN

LA BEAUTÉ DE VIVRE
EN PLEIN AIR

LA BELLEZA DE VIVIR
AL AIRE LIBRE

НАСЛАЖДАЙТЕСЬ ЖИЗНЬЮ НА
СВЕЖЕМ ВОЗДУХЕ



ENTROPIA GRIGIO OUT RETT. 20 MM / 90X90 - 35,4"X35,4"

Collection
2020

General
Catalogue



MAS DE PROVENCE CLOUD OUT RETT. 20 MM / 90X90 - 35,4"X35,4"

GUARDARE OLTRE,
LOOKING BEYOND.
ABITARE IL MONDO
INHABITING THE WORLD
FUORI: PROGETTARE
OUTSIDE: DESIGNING
CON OUT 20MM
WITH OUT 20MM

IN DIE ZUKUNFT SCHAUEN
UND DIE WELT IM FREIEN
ERLEBEN: MIT OUT 20MM
PLANEN

REGARDER AU-DELÀ,
HABITER LE MONDE
EXTÉRIEUR: CONCEVOIR
AVEC OUT 20MM

OBSERVAR MÁS ALLÁ,
VIVIR AL AIRE LIBRE:
DISEÑAR CON OUT
20MM

НАСЛАЖДАТЬСЯ
ДОСУГОМ РЯДОМ С
ДОМОМ С КОЛЛЕКЦИЕЙ
OUT20MM

STESSO LOOK
SAME LOOK
IN SPAZI
IN SPACES
CON ESIGENZE
WITH DIFFERENT
DIVERSE
NEEDS

GLEICHER LOOK IN
RÄUMLICHKEITEN MIT
UNTERSCHIEDLICHEN
BEDÜRFNISSEN

MÊME LOOK DANS DES
ESPACES AUX BESOINS
DIFFÉRENTS

**LA MISMA APARIENCIA EN
ESPACIOS CON DIVERSAS
EXIGENCIAS**

ЕДИНСТВО СТИЛЯ В
ОФОРМЛЕНИИ ПОМЕЩЕНИЙ
РАЗНЫХ НАЗНАЧЕНИЙ

ENTROPIA GRIGIO OUT RETT. 20 MM / 60X60 - 24"X24"



ENTROPIA GRIGIO RETT. / 59,5X59,5 - 23,4"X23,4"

VANTAGGI

ADVANTAGES - LES AVANTAGES - VORTEILE - VENTAJAS - ПРЕИМУЩЕСТВА



RESISTENTE AI CARICHI PESANTI

Heavy loads resistant.
Résistant aux charges lourdes.
Beständig gegen schwere Lasten.
Resistente a las cargas pesadas.
УСТОЙЧИВА К НАГРУЗКЕ И ВЕСУ.



INVARIABILITÀ NEL TEMPO

Resistant to frost.
Résistant au gel.
Frostbeständig.
Resistente al hielo.
МОРОЗОСТОЙКАЯ.



RESISTENTE AGLI SBALZI TERMICI

Resistant to thermal shock.
Résistance aux écarts de températures.
Temperaturschockbeständig.
Resistente a las variaciones de temperatura.
УСТОЙЧИВА К ПЕРЕПАДАМ ТЕМПЕРАТУРЫ.



RESISTENTE AL GELO

Unchanged over the time (colour and appearance).
Inaltérable dans le temps (couleur et aspect).
Dauerhaft gleichbleibend (Farbe und Aussehen).
Invariabilidad a lo largo del tiempo (color y aspecto).
СТОЙКИЙ ЦВЕТ И ПОКРЫТИЕ (ВНЕШНИЙ ВИД ОСТАЕТСЯ НЕИЗМЕННЫМ).



RESISTENTE AGLI ACIDI

Acid resistant.
Résistant aux acides.
Säurebeständig.
Resistente a los ácidos.
УСТОЙЧИВА К ВОЗДЕЙСТВИЮ КИСЛОТ.



RESISTENTE AL SALE E SALINITÀ MARINA

Resistant to salt and marine salinity.
Résistant au sel et à la salinité marine.
Beständig gegen Salz und Meersalz.
Resistente a la sal y salinidad marina.
УСТОЙЧИВА К ВОЗДЕЙСТВИЮ СОЛИ И МОРСКОЙ СОЛИ.



LEGAME INTERNO ED ESTERNO

Continuity between indoor and outdoor.
Lien interne et externe.
Verbindung zwischen Innen- und Außenbereich.
Unión interna y externa.
ЕДИНСТВО СТИЛЯ НАПОЛЬНЫХ ПОКРЫТИЙ ИНТЕРЬЕРОВ И ТЕРРИТОРИИ ДОМА.



NON NECESSITA DI TRATTAMENTI

Does not require treatment.
Aucun traitement requis.
Braucht nicht behandelt zu werden.
No son necesarios los tratamientos.
НЕ ТРЕБУЕТ СПЕЦИАЛЬНОЙ ОБРАБОТКИ.



FACILE DA POSARE

Easy to install.
Facile à poser.
Verlegeleicht.
Fácil de colocar.
ПРОСТОТА УКЛАДКИ.



RICICLABILE

Recyclable.
Recyclable.
Recyclable.
Reciclable.
ПОДЛЕЖИТ ВТОРИЧНОЙ ПЕРЕРАБОТКЕ.



ANTISCIVOLO

Non-slip.
Antidérapant.
Rutschsicher.
Anti deslizante.
ПРОТИВОСКОльзяЩЕЕ ПОКРЫТИЕ.



FACILE DA PULIRE

Easy to clean.
Facile à nettoyer.
Pflegeleicht.
Fácil de limpiar.
ПРОСТОТА ОЧИСТКИ.



RESISTENTE AL KÄRCHER (IDROPULITRICE)

Resistant to high pressure cleaner.
Résistant au Kärcher (nettoyeur haute pression).
Reinigung mit Kärcherprodukten (Hochdruckreiniger) kein Problem.
Resistente al Kärcher (lavado de alta presión).
ПЛИТКА УСТОЙЧИВА К МОЮЩИМ АППАРАТАМ ТИПА КÄRCHER.

UTILIZZI

USES - UTILISATIONS - VERWENDUNGEN - UTILIZACIONES - ИСПОЛЬЗОВАНИЕ



VIALETTI

Walkways.
Allées.
Wege.
Caminos.
ПРОГУЛочНЫЕ ДОРОЖКИ.



TERRAZZE

Terraces.
Terrasses.
Terrassen.
Terrazas.
ТЕРРАСЫ.



PARCHI PUBBLICI

Public parks.
Parcs publics.
Öffentliche.
Parques públicos.
ГОРОДСКИЕ ПАРКИ.



PARCHEGGI

Parking areas.
Parkings.
Parkplätze.
Aparcamientos.
ПАРКОВКИ.



ARREDO URBANO

Street furniture.
Ameublement urbain.
Stadtmöbiliar.
Decoración urbana.
ГОРОДСКИЕ ОБЪЕКТЫ.



STABILIMENTI BALNEARI

Bathing facilities.
Stations balnéaires.
Badeanlagen.
Balnearios.
ПЛЯЖИ.



GIARDINI

Gardens.
Jardins.
Gärten.
Jardines.
СКВЕРЫ.



PISCINE

Swimming pools.
Piscines.
Schwimmbäder.
Piscinas.
БАССЕЙНЫ.



ZONE INDUSTRIALI E SHOPPING AREA

Industrial zone and shopping area.
Zones industrielles et zone commerciales.
Industriegebiete und Einkaufszentren.
Zonas industriales y áreas comerciales.
ПРОМЫШЛЕННЫЕ ЗОНЫ И ТОРГОВЫЕ КОМПЛЕКСЫ.



ENTROPIA GRIGIO OUT RETT. 20 MM / 60X60 - 24"X24"

POSA A SECCO

DRY LAYING

SU ERBA

ON GRASS

POSE À SEC SUR
DE L'HERBE

TROCKENE VERLEGUNG
AUF GRAS

COLOCACIÓN EN SECO
SOBRE HIERBA

УКЛАДКА БЕЗ КЛЕЯ
НА ТРАВУ



ELIMINARE LO STRATO ERBOSO DI CIRCA 5-6 CM DI PROFONDITÀ DOVE SI INTENDE COLLOCARE LA LASTRA

Remove a 5-6 cm deep layer of grass where the slab is to be placed.

Éliminer la couche d'herbe d'environ 5 à 6 cm de profondeur à l'endroit où la dalle doit être placée.

Etwa 5-6 cm Rasenschicht dort entfernen, wo Sie die Platte verlegen möchten.

Eliminar la capa herbosa de alrededor de 5-6 cm de profundidad donde se pretende colocar la baldosa.

СНЯТЬ СЛОЙ ДЕРНА (ОКОЛО 5-6 СМ) В ТЕХ МЕСТАХ, ГДЕ УКЛАДЫВАЕТСЯ ПЛИТКА.



STENDERE UNO STRATO DI GHIAIA COMPRESO TRA I 4 E GLI 8 CM E COMPATTARLO

Spread a layer of gravel of between 4 and 8 cm deep and compact into place.

Étaler une couche de gravier de 4 à 8 cm et la compacter.

Eine Kiesschicht von 4 bis 8 cm anlegen und verdichten.

Extender una capa de grava de entre 4 y 8 cm y compactar.

ЗАСЫПАТЬ ГРАВИЕМ (ОТ 4 ДО 8 СМ) И УТРАМБОВАТЬ ЕГО.



POSIZIONARE OUT2CM SULLO STRATO DI GHIAIA E BATTERE PER UNIFORMARE LA LASTRA AL TERRENO

Place the out2cm on the gravel layer and tap it so that the slab is evenly positioned on the ground.

Positionner out2cm sur la couche de gravier et tapoter pour uniformiser la dalle au sol.

Out2cm auf die Kiesschicht verlegen und die Platte gleichmäßig auf dem Boden anklopfen.

Situar out2cm sobre la capa de grava y batir para nivelar la baldosa en el terreno.

ПОЛОЖИТЬ ПЛИТКУ OUT2CM НА СЛОЙ ГРАВИЯ И ВЫРОВНЯТЬ ЕЕ В СООТВЕТСТВИИ С УРОВНЕМ ЗЕМЛИ.

POSA A SECCO

DRY LAYING

SU GHIAIA

ON GRAVEL

POSE À SEC SUR
LE GRAVIER

TROCKENE VERLEGUNG
AUF KIES

COLOCACIÓN EN SECO
SOBRE GRAVILLA

УКЛАДКА БЕЗ КЛЕЯ
НА ГРАВИЙ



RIMUOVERE IL TERRENO SULL'AREA IN CUI SI DESIDERA PAVIMENTARE E DISPORRE UNO STRATO DI GHIAIA SU TUTTA LA SUPERFICIE INTERESSATA

Remove the soil from the area you want to pave and place a layer of gravel over the entire surface.

Enlever la terre où l'on désire paver et disposer une couche de gravier sur toute la surface concernée.

Die Erde auf der Fläche entfernen, auf der Sie den Fußboden verlegen möchten, und eine Schicht Kies über die gesamte betroffene Fläche verteilen.

Cavar el terreno sobre el área que se desea pavimentar y extender una capa de grava sobre toda la superficie.

СНЯТЬ СЛОЙ ДЕРНА ТАМ, ГДЕ БУДЕТ УКЛАДЫВАТЬСЯ ПЛИТКА, И ЗАСЫПАТЬ ЕГО СЛОЕМ ГРАВИЯ.



PAREGGIARE IL FONDO PER RENDERLO UNIFORME TENENDO IN CONSIDERAZIONE UNA LEGGERA PENDENZA CIRCA DEL 2-5%

The substrate must be levelled to make it uniform, taking into account a slight slope of about 2-5%.

Raser le fond pour l'uniformiser, en tenant compte d'une légère pente d'environ 2-5%.

Den Untergrund gleichmäßig ebnen, wobei eine leichte Neigung von etwa 2-5% in Betracht gezogen werden sollte.

Nivelar el fondo para que sea uniforme teniendo en cuenta una ligera pendiente del 2-5%.

РАВНОМЕРНО РАСПРЕДЕЛИТЬ ГРАВИЙ С УЧЕТОМ НЕБОЛЬШОГО НАКЛОНА (ОКОЛО 2-5%).



POSARE LA LASTRA SULLA GHIAIA E BATTERE CON UN MARTELLO DI GOMMA PER STABILIZZARE TUTTA LA PAVIMENTAZIONE

Lay the slab on the gravel and tap it with a rubber hammer to stabilize the entire flooring.

Poser la dalle sur le gravier et tapoter avec un maillet en caoutchouc pour stabiliser tout le sol.

Die Platte auf dem Kies verlegen und mit einem Gummihammer leicht anklopfen, um den gesamten Bodenbelag zu stabilisieren.

Colocar la baldosa sobre la grava y batir con un martillo de goma para nivelar todo el suelo.

ПОЛОЖИТЬ ПЛИТКУ НА ГРАВИЙ И ПОСТУЧАТЬ ПО НЕЙ РЕЗИНОВЫМ МОЛОТКОМ ДЛЯ СТАБИЛИЗАЦИИ ПОКРЫТИЯ.

POSA A SECCO

DRY LAYING

SU SABBIA

ON SAND

POSE À SEC SUR
DU SABLE

TROCKENE VERLEGUNG
AUF SAND

COLOCACIÓN EN SECO
SOBRE ARENA

УКЛАДКА БЕК КЛЕЯ
НА ПЕСОК



RIMUOVERE IL TERRENO SULL'AREA IN CUI SI DESIDERA PAVIMENTARE E DISPORRE UNO STRATO DI SABBIA SU TUTTA LA SUPERFICIE INTERESSATA

Remove the soil from the area you want to pave and place a layer of sand over the entire surface.

Enlever le terrain où l'on désire paver et disposer une couche de sable sur toute la surface concernée.

Die Erde auf der Fläche entfernen, auf der Sie den Fußboden verlegen möchten, und eine Schicht Sand über die gesamte betroffene

Fläche verteilen. Cavar el terreno sobre el área que se desea pavimentar y extender una capa de arena sobre toda la superficie.

СНЯТЬ СЛОЙ ДЕРНА ТАМ, ГДЕ БУДЕТ УКЛАДЫВАТЬСЯ ПЛИТКА, И ЗАСЫПАТЬ ЕГО СЛОЕМ ПЕСКА.



PAREGGIARE IL FONDO PER RENDERLO UNIFORME TENENDO IN CONSIDERAZIONE UNA LEGGERA PENDENZA CIRCA DEL 2-5%


The substrate must be levelled to make it uniform, taking into account a slight slope of about 2-5%.

Raser le fond pour l'uniformiser, en tenant compte d'une légère pente d'environ 2-5%.

Den Untergrund gleichmäßig ebnen, wobei eine leichte Neigung von etwa 2-5% in Betracht gezogen werden sollte.

Nivelar el fondo para que sea uniforme teniendo en cuenta una ligera pendiente del 2-5%.

РАВНОМЕРНО ЕГО РАСПРЕДЕЛИТЬ С УЧЕТОМ НЕБОЛЬШОГО НАКЛОНА (ОКОЛО 2-5%).



POSARE LA LASTRA SULLA SABBIA E BATTERE CON UN MARTELLO DI GOMMA PER STABILIZZARE TUTTA LA PAVIMENTAZIONE

Lay the slab on the sand and tap it with a rubber hammer to stabilize the entire flooring.

Poser la dalle sur le sable et tapoter avec un maillet en caoutchouc pour stabiliser tout le sol.

Die Platte auf dem Sand ablegen und mit einem Gummihammer leicht einklopfen, um den Bodenbelag zu stabilisieren.

Colocar la baldosa sobre la arena y batir con un martillo de goma para nivelar todo el suelo.

ПОЛОЖИТЬ ПЛИТКУ OUT2CM НА СЛОЙ ГРАВИА И ВЫРОВНЯТЬ ЕЕ В СООТВЕТСТВИИ С УРОВНЕМ ЗЕМЛИ.

POSA SU MASSETTO

LAYING ON SCREED

CON COLLA

WITH ADHESIVE

POSE SUR UNE CHAPE
AVEC DE LA COLLE

VERLEGUNG AUF ESTRICH
MIT KLEBER

COLOCACIÓN SOBRE CAPA
DE RELLENO CON ADHESIVO

УКЛАДКА НА ЦЕМЕНТ
С КЛЕЕМ



STENDERE UN APPPOSITO COLLANTE IN MODO OMOGENEO E PROCEDERE CON LA POSA DELLE LASTRE UTILIZZANDO UN CROCINO DA 3 MM

Apply a special adhesive evenly and proceed with the laying of the slabs using a 3 mm spacer.

Étaler uniformément la colle spéciale et procéder à la pose des dalles en utilisant un croisillon de 3 mm.

Einen Spezialkleber gleichmäßig auftragen und die Platten mit Einsatz eines 3 mm-Fliesenkreuzes verlegen.

Extender un adhesivo apropiado de manera homogénea y llevar a cabo la colocación de las baldosas utilizando una cruceta de 3 mm.

НАНЕСТИ СООТВЕТСТВУЮЩИЙ КЛЕЙ
ОДНОРОДНЫМ СЛОЕМ И ПОЛОЖИТЬ ПЛИТКУ,
ИСПОЛЬЗУЯ КРЕСТИК НА 3 ММ.



ULTIMATA LA POSA PROCEDERE CON LA STUCCATURA DELL'INTERA PAVIMENTAZIONE

Once the installation is complete, proceed with the grouting of the entire floor.

Une fois la pose terminée, procéder au jointoiement de tout le sol.

Nach Abschluss der Verlegung ist mit der Verfugung des gesamten Bodens fortzufahren.

Una vez realizada la colocación, llevar a cabo el enluchado de todo el pavimento.

ПО ОКОНЧАНИЮ УКЛАДКИ ПЛИТКИ
ИСПОЛЬЗОВАТЬ ЗАТИРКУ НА ВСЕЙ
ПОВЕРХНОСТИ.



EFFETTUARE IN FINE UN ACCURATO LAVAGGIO DELLA SUPERFICIE PER RIMUOVERE EVENTUALI RESIDUI

Finally, carefully wash the surface to remove any residue.

Effectuer enfin un lavage soigné de la surface pour éliminer les résidus.

Zum Schluss reinigen Sie die Oberfläche sorgfältig, um alle Rückstände zu entfernen.

Al final, limpiar la superficie cuidadosamente para eliminar posibles residuos.

ПО ОКОНЧАНИЮ РАБОТ ПО ЗАТИРКЕ
ТЩАТЕЛЬНО ПОМЫТЬ ПОВЕРХНОСТЬ ПЛИТКИ
ДЛЯ УДАЛЕНИЯ ОСТАТКОВ ЗАТИРКИ.

POSA RAISED SOPRAELEVATA LAYING CON SUPPORTO WITH SUPPORT.

POSE SURELEVÉE
AVEC SUPPORT

VERLEGUNG AUF
HOHLRAUMBODEN
MIT HALTERUNG

COLOCACIÓN
SOBREELEVADA
CON SOPORTE

УКЛАДКА НА
ПОДНЯТУЮ ОСНОВУ



RENDERE IMPERMEABILE LA ZONA DA PAVIMENTARE E POSIZIONARE GLI APPOSITI SUPPORTI

Make the area to be paved waterproof
and place the appropriate supports.

Rendre imperméable la zone à paver
et placer les supports appropriés.

Die zu verlegende Fußbodenfläche
wasserdicht machen und die zugehörigen
Träger anbringen.

Impermeabilizar la zona que se desea
pavimentar y colocar los soportes
apropiados.

СДЕЛАТЬ ГИДРОИЗОЛЯЦИЮ ПОВЕРХНОСТИ
И УСТАНОВИТЬ СПЕЦИАЛЬНЫЕ ОПОРЫ.



DISPORRE CAVI O TUBATURE E PROCEDERE CON LA COLLOCAZIONE DELLE LASTRE

Place any cables or pipes and proceed
with the installation of the slabs.

Disposer les câbles ou les tuyaux
et positionner les dalles.

Die Kabel oder Röhre verlegen und mit der
Verlegung der Platten fortfahren.

Instalar los cables y las tuberías y proceder
con la colocación de las baldosas.

СНАЧАЛА ВЫПОЛНИТЬ ПРОКЛАДКУ КАБЕЛЯ И
ТРУБ, ЗАТЕМ ПОЛОЖИТЬ ПЛИТКУ.



VERIFICARE CON UNA LIVELLA CHE LA SUPERFICIE SIA PLANARE


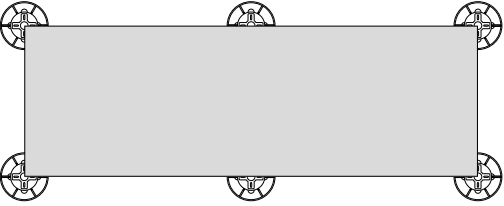

Use a spirit level to check that the surface is flat.

Vérifier, à l'aide d'un niveau, que la surface
soit plate.

Mit Hilfe einer Wasserwaage die Ebenheit
der Oberfläche überprüfen.

Verificar con un nivel que la superficie
sea plana.

ПРОВЕРИТЬ ПРИ ПОМОЩИ УРОВНЯ, ЧТОБЫ
ПОВЕРХНОСТЬ БЫЛА РОВНОЙ.

FORMATO SIZE FORMAT FORMAT FORMATO ФОРМАТ	DA 0 A 2 CM FROM 0 TO 2 CM DE 0 Å 2 CM VON 0 BIS 2 CM DE 0 A 2 CM OT 0 ДО 2 CM	DA 2 A 10 CM FROM 2 TO 10 CM DE 2 Å 10 CM VON 2 BIS 10 CM DE 2 A 10 CM OT 2 ДО 10 CM	DA 10 A 30 CM CON STRUTTURA FROM 10 TO 30 CM WITH STRUCTURE DE 10 Å 30 CM AVEC STRUCTURE VON 10 BIS 30 CM MIT STRUKTUR DE 10 A 30 CM CON ESTRUCTURA OT 10 ДО 30 CM С КОНСТРУКЦИЕЙ
 <p>90x90 35,4"x35,4"</p>	<p>4 PIEDI 3PZ/M2 4 FEET 3PCS/M2 4 PIEDS 3PCS/M2 4 FUSS 3STÜCK/M2 4 PIES 3PZ/M2 4 ФУТА 3ШТ./M2</p>	<p>4 PIEDI 3PZ/M2 CON STRUTTURA 4 FEET 3PCS/M2 WITH STRUCTURE 4 PIEDS 3PCS/M2 AVEC STRUCTURE 4 FUSS 3STÜCK/M2 MIT STRUKTUR 4 PIES 3PZ/M2 CON ESTRUCTURA 4 ФУТА 3 ШТ./M2 С КОНСТРУКЦИЕЙ</p>	<p>4 PIEDI 3PZ/M2 CON STRUTTURA 4 FEET 3PCS/M2 WITH STRUCTURE 4 PIEDS 3PCS/M2 AVEC STRUCTURE 4 FUSS 3STÜCK/M2 MIT STRUKTUR 4 PIES 3PZ/M2 CON ESTRUCTURA 4 ФУТА 3 ШТ./M2 С КОНСТРУКЦИЕЙ</p>
 <p>40x120 16"x48"</p>	<p>6 PIEDI 6PZ/M2 6 FEET 6PCS/M2 6 PIEDS 6PCS/M2 6 FUSS 6STÜCK/M2 6 PIES 6PZ/M2 6 ФУТОВ 6ШТ./M2</p>	<p>6 PIEDI 6PZ/M2 + RETE O FOGLIO D'ACCIAIO 6 FEET 6PCS/M2 + STEEL MESH OR SHEET 6 PIEDS 6PCS/M2 + MAILLE OU FEUILLE D'ACIER 6 FUSS 6STÜCK/M2 + NETZ ODER STAHLBLECH 6 PIES 6PZ/M2 + HOJA O RED DE ACERO 6 ФУТОВ 6ШТ./M2 + СЕТКА ИЛИ СТАЛЬНАЯ ФОЛЬГА</p>	<p>6 PIEDI 6PZ/M2 + RETE O FOGLIO D'ACCIAIO 6 FEET 6PCS/M2 + STEEL MESH OR SHEET 6 PIEDS 6PCS/M2 + MAILLE OU FEUILLE D'ACIER 6 FUSS 6STÜCK/M2 + NETZ ODER STAHLBLECH 6 PIES 6PZ/M2 + HOJA O RED DE ACERO 6 ФУТОВ 6ШТ./M2 + СЕТКА ИЛИ СТАЛЬНАЯ ФОЛЬГА</p>
 <p>59,5x59,5 23,4"x23,4"</p>	<p>4 PIEDI 3/4PZ/M2 4 FEET 3/4PCS/M2 4 PIEDS 3/4PCS/M2 4 FUSS 3/4STÜCK/M2 4 PIES 3/4PZ/M2 4 ФУТА 3/4ШТ./M2</p>	<p>4 PIEDI 3/4PZ/M2 4 FEET 3/4PCS/M2 4 PIEDS 3/4PCS/M2 4 FUSS 3/4STÜCK/M2 4 PIES 3/4PZ/M2 4 ФУТА 3/4ШТ./M2</p>	<p>4 PIEDI 3/4PZ/M2 + RETE O FOGLIO D'ACCIAIO 4 FEET 3/4PCS/M2 + STEEL MESH OR SHEET 4 PIEDS 3/4PCS/M2 + MAILLE OU FEUILLE D'ACIER 4 FUSS 3/4STÜCK/M2 + NETZ ODER STAHLBLECH 4 PIES 3/4PZ/M2 + HOJA O RED DE ACERO 4 ФУТОВ 3/4ШТ./M2 + СЕТКА ИЛИ СТАЛЬНАЯ ФОЛЬГА</p>

FUGHE GROUTING E COMPATTAZIONE AND COMPACTING

FUGEN
UND VERDICHTUNG

JOINTS
ET COMPACTAGE

JUNTAS
Y COMPACTACIÓN

ЗАТИРКА ШБОВ
И УТРАМБОВКА

TIPOLOGIE DI FUGA CONSIGLIATE

RECOMMENDED TYPES OF GROUTING - TYPES DE JOINTS CONSEILLÉS - EMPFOHLENE FUGENARTEN
TIPOS DE JUNTAS RECOMENDADAS - РЕКОМЕНДУЕМАЯ ЗАТИРКА

	FUGA LIBERA FREE GROUTING JOINT LIBRE FREIE FUGE JUNTA LIBRE ЗАТИРКА	FUGA CON SABBIA NORMALE JOINT WITH NORMAL SAND JOINT AVEC SABLE NORMAL FUGE MIT NORMALEM SAND JUNTA CON ARENA NORMAL ЗАТИРКА ОБЫЧНЫМ ПЕСКОМ	FUGA CON SABBIA POLIMERA JOINT WITH POLYMER SAND JOINT AVEC SABLE POLYMÈRE FUGE MIT POLYMER SAND JUNTA CON ARENA POLÍMERA ЗАТИРКА ПОЛИМЕРНЫМ ПЕСКОМ	FUGA CON SABBIA CEMENTIZIA JOINT WITH CEMENT SAND JOINT AVEC SABLE CIMENTAIRE FUGE MIT ZEMENTSAND JUNTA CON ARENA CEMENTOSA ЗАТИРКА ЦЕМЕНТНО-ПЕСЧАНОЙ СМЕСЬЮ	FUGA CON STUCCO POLIMERICO JOINT WITH POLYMERIC GROUT JOINT AVEC MORTIER POLYMÈRE FUGE MIT POLYMERKIT JUNTA CON LECHADA POLIMÉRICA ПОЛИМЕРНАЯ ЗАТИРКА
POSA A SECCO SU ERBA DRY LAYING ON GRASS POSE À SEC SUR DE L'HERBE TROCKENE VERLEGUNG AUF GRAS COLOCACIÓN EN SECO SOBRE HIERBA УКЛАДКА БЕЗ КЛЕЯ НА ТРАВУ	✓				
POSA A SECCO SU GHIAIA DRY LAYING ON GRAVEL POSE À SEC SUR LE GRAVIER TROCKENE VERLEGUNG AUF KIES COLOCACIÓN EN SECO SOBRE GRAVILLA УКЛАДКА БЕЗ КЛЕЯ НА ГРАВИЙ	✓	✓	✓	✓	
POSA A SECCO SU SABBIA DRY LAYING ON SAND POSE À SEC SUR DU SABLE TROCKENE VERLEGUNG AUF SAND COLOCACIÓN EN SECO SOBRE ARENA УКЛАДКА БЕЗ КЛЕЯ НА ПЕСОК	✓	✓	✓	✓	
POSA SU MASSETTO CON COLLA LAYING ON SCREED WITH ADHESIVE POSE SUR UNE CHAPE AVEC DE LA COLLE VERLEGUNG AUF ESTRICH MIT KLEBER COLOCACIÓN SOBRE CAPA DE RELLENO CON ADHESIVO УКЛАДКА НА ЦЕМЕНТ С КЛЕЕМ					✓
POSA SOPRAELEVATA CON SUPPORTO RAISED LAYING WITH SUPPORT POSE SURELEVÉE AVEC SUPPORT VERLEGUNG AUFHOHLRAUMBODEN MIT HALTERUNG COLOCACIÓN SOBREELEVADA CON SOPORTE УКЛАДКА НА ПОДНЯТЮЮ ОСНОВУ	✓				



ENTROPIA GRIGIO OUT RETT. 20 MM / 90X90 - 35,4"X35,4"

LE COLLEZIONI

COLLECTIONS - DES COLLECTIONS - DIE KOLLEKTIONEN - LAS COLECCIONES - КОЛЛЕКЦИИ




OUT/20 MM

DISTRICT



GREY

90x90 35,4"x35,4"



ZINC


90x90 35,4"x35,4"

MAS DE PROVENCE



CLOUD

90x90 35,4"x35,4"




ECRÙ

90x90 35,4"x35,4"



IVORY


90x90 35,4"x35,4"



COAL


90x90 35,4"x35,4"

VIBES



GREY


90x90 35,4"x35,4"




DARK

90x90 35,4"x35,4"


MANHATTAN



MUD
60x60 24"x24"
90x90 35,4"x35,4"




PEARL
60x60 24"x24"
90x90 35,4"x35,4"




FOG
90x90 35,4"x35,4"


ENTROPIA



BEIGE
60x60 24"x24"
90x90 35,4"x35,4"




GRIGIO
60x60 24"x24"
90x90 35,4"x35,4"



ANTRACITE
60x60 24"x24"
90x90 35,4"x35,4"

CUTE



AVORIO
40x120 16"x48"



ROVERE CHIARO
40x120 16"x48"



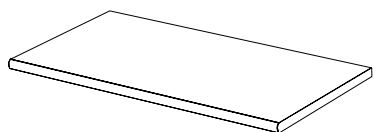
CENERE
40x120 16"x48"

PEZZI SPECIALI

SPECIAL PIECES - PIÈCES SPÉCIALES - FORMSTÜCKE
PIEZAS ESPECIALES - СПЕЦИАЛЬНЫЕ ЕДИНИЦЫ



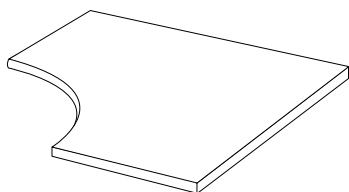
OUT/20 MM



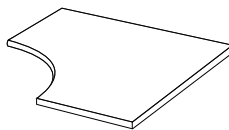
GRADINO TORO TONDO
44,5x90 17,5"x35,4"



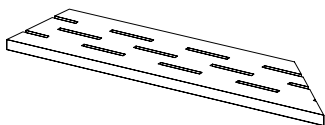
GRADINO TORO TONDO
30x60 12"x24"



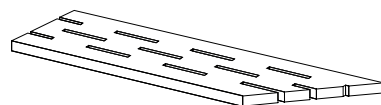
ANGOLARE TORO TONDO
90x90 35,4"x35,4"



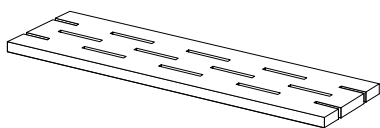
ANGOLARE TORO TONDO
60x60 24"x24"



ANGOLARE SCOLO PISCINA SX
20x90 8"x35,4"



ANGOLARE SCOLO PISCINA DX
20x90 8"x35,4"



GRIGLIA SCOLO PISCINA
20x90 8"x35,4"





MAS DE PROVENCE CLOUD OUT RETT. 20 MM / 90X90 - 35,4"X35,4"

INDICE
TECHNICAL
TECNICO
INDEX

INHALT
TECHNISCHE

INDEX
TECHNIQUE

ÍNDICE
TÉCNICO

ТЕХНИЧЕСКИЙ
ИНДЕКС

INDICAZIONI PER LA POSA	454
TECNOLOGIE	460
CERTIFICAZIONI	470
CARATTERISTICHE TECNICHE	474
CONDIZIONI GENERALI DI VENDITA	476

INDICAZIONI PER LA POSA

INDICATIONS FOR LAYING - INDICAZIONI PUOR LA POSE - HINWEISE ZUR VRLEGUNG
INDICACIONES PARA LA COLOCACIÓN - ИНСТРУКЦИИ ПО УКЛАДКЕ

PROGETTO DELLE SUPERFICCI

Per valorizzare un pavimento e rivestimento DOM, consentendo la massima espressione delle sue qualità estetiche e tecniche, è necessario tenere conto di quei fattori che influenzano la posa in opera, come la destinazione d'uso dell'ambiente, i carichi, le sollecitazioni meccaniche, termiche, fisiche e chimiche alle quali le piastrelle saranno sottoposte, le dimensioni dell'ambiente e le eventuali pendenze. Di conseguenza, il capitolato dovrà comprendere ogni specifica del cantiere: tipo e modalità di posa, dimensione della fuga, eventuali giunti di dilatazione, giunti perimetrali, etc...

Nella scelta delle piastrelle si consiglia di valutare anche i requisiti tecnici, i formati esistenti, la destinazione d'uso e la scelta dello stucco (gli stucchi di colori forti o molto contrastati possono rendere la pulizia più laboriosa rispetto a uno stucco tono su tono).

I materiali in gres porcellanato naturale presentano una leggera scalibratura, per cui la posa sarà effettuata con una fuga tra le piastrelle di:

-2 mm per i materiali rettificati;

-3/4 mm per i prodotti naturali.

DOM Ceramiche sconsiglia tassativamente la posa a giunto unito e suggerisce la posa a correre con piastrelle sfalsate al massimo 10%/20%.

LA POSA IN OPERA

Prima dell'inizio della posa si consiglia di stendere a terra almeno 2 o 3 mq di materiale per verificarne l'effetto d'insieme e prelevare il materiale attingendolo da più scatole per ottenere un miglior effetto cromatico. La stonizzazione è una caratteristica propria di alcuni prodotti ceramici. Le piastrelle non devono essere preventivamente immerse nell'acqua, né devono essere segnate sulla superficie di esercizio con matite e/o pennarelli.

Il posatore dovrà far notare e segnalare al committente e al progettista la presenza di eventuali difetti palesi (di articolo, qualità, tono, presenza di gradini o piccoli dislivelli con le piastrelle adiacenti, etc.) chiedendo l'eventuale autorizzazione a continuare il lavoro in quanto, una volta posato, il materiale non sarà più contestabile. Quindi si raccomanda di dare l'avvio alla posa in presenza del committente e del progettista.

Nel periodo compreso fra la conclusione della posa e la consegna al committente finale, la piastrellatura ceramica dovrà:

-essere mantenuta pulita e libera da cemento, sabbia, malta e da qualsiasi altro materiale che possa causare macchie e/o fenomeni di abrasione meccanica superficiale;

-protetta da danni o contaminazioni potenzialmente apportate a seguito di una prevedibile frequentazione di altri operatori edili (imbianchini, elettricisti, falegnami, etc.).

ESAME E CONTROLLO DELLA PIASTRELLATURA

L'esame ed il controllo della piastrellatura deve essere fatto dal committente finale alla presenza del posatore e del responsabile del cantiere attraverso un esame visivo con osservazione a occhio nudo (con gli occhiali, se di uso abituale) della superficie ad una distanza di 1 mt.

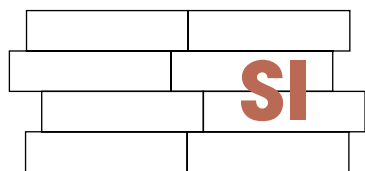
Un "effetto" rilevabile solo con luce radente, e solo a distanza ravvicinata, magari con l'aiuto di una lente di ingrandimento, non può essere considerato un "difetto".

Un "effetto" diventa "difetto" quando è visibile nelle condizioni di osservazione sopra riportate.

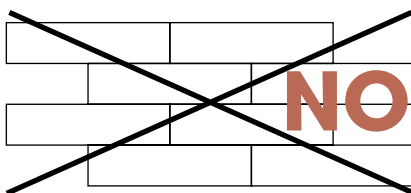
AVVERTENZA: DOM CERAMICHE, A MATERIALE GIÀ POSATO, NON ACCETTA CONTESTAZIONI DOVUTE A VIZI PALESI VISIBILI PRIMA DELLA POSA FINALE (ARTICOLO, QUALITÀ, TONO, CALIBRO, CURVATURA, MACCHIE, etc.) E NON RISPONDE SULLA QUALITÀ DELL'OPERA PIASTRELLATA FINITA MA SOLAMENTE SULLE CARATTERISTICHE DEL MATERIALE FORNITO.

E' BENE PERTANTO CONSERVARE, AL TERMINE DELLA POSA, ALCUNE PIASTRELLE DI SCORTA PER EVENTUALI RIPARAZIONI, O ANCHE PER DISPORRE DI UN CAMPIONE RAPPRESENTATIVO DEL MATERIALE IN CASO DI CONTESTAZIONE.

SI POSA 10%/20%



NO POSA 50%



PLANNING FOR SURFACES

To get the most from DOM floor and wall cladding, allowing the maximum expression of its aesthetic and technical qualities, it is necessary to take into account the factors that influence the installation, such as the intended use of the environment, the loads, the mechanical, thermal, physical and chemical stresses to which the tiles will be subjected, the dimensions of the environment and any slopes present. Consequently, the specifications must include all the details of the site: type and method of installation, width of the grout lines, necessary expansion joints, perimeter joints, etc...

When choosing tiles, it is also a good idea to evaluate the technical requirements, the existing formats, the intended use and the choice of the grout (grouts with strong or highly contrasting colours can make cleaning more difficult when compared to a tone-on-tone grout). Natural porcelain stoneware materials have slightly uneven dimensions, so the installation will be carried out with a grout line between the tiles of:

-2 mm for rectified materials;

-3/4 mm for natural products.

DOM Ceramiche strongly advises against installations with zero grout lines and suggests installation with a staggered tile at a maximum of 10%/20%.

THE INSTALLATION

Before starting the installation, it is advisable to lay down at least 2 or 3 square metres of material to check the overall effect and take the material from multiple boxes to obtain a better chromatic effect. The shading is a characteristic of some ceramic products. The tiles must not be previously immersed in water, nor should the operating surface be marked with pencils and/or felt-tip pens.

The installer will have to take note of any obvious defects (of article, quality, tone, presence of steps or small differences in level with adjacent tiles, etc.) and report them to the client and the designer, requesting authorisation before continuing work as, once laid, the material can no longer be disputed. Therefore it is recommended to start the installation in the presence of the client and the designer. In the period between the end of the installation and the delivery to the final client, the ceramic tiling must:

- be kept clean and free from cement, sand, mortar and any other material that may cause stains and/or phenomena of superficial mechanical abrasion;

-protected from damage or contamination potentially caused by the foreseeable presence of other construction professionals (painters, electricians, carpenters, etc.).

EXAMINATION AND CHECKING OF THE TILING

The examination and checking of the tiling must be done by the final customer in the presence of the installer and the site manager by means of a visual examination involving observation with the naked eye (with glasses, if normally used) of the surface at a distance of 1 m. An "effect" that can only be detected with oblique lighting, and only at close range, perhaps with the help of a magnifying glass, can not be considered a "defect".

An "effect" becomes a "defect" when it is visible under the observation conditions described above.

WARNING: DOM CERAMICHE, DOES NOT ACCEPT CLAIMS FOR MATERIAL ALREADY INSTALLED DUE TO DEFECTS WHICH WERE CLEARLY VISIBLE BEFORE INSTALLATION (ARTICLE, QUALITY, SHADE, CALIBER, CURVED SURFACES, STAINS, ETC.) AND SHALL NOT ASSUME RESPONSIBILITY FOR THE QUALITY OF THE TILING WORK BUT ONLY FOR THE CHARACTERISTICS OF THE SUPPLIED MATERIAL.

AT THE END OF THE INSTALLATION IT IS ALWAYS A GOOD IDEA TO KEEP SOME EXTRA TILES FOR ANY FUTURE REPAIRS, OR ALSO TO HAVE A SAMPLE OF THE MATERIAL AVAILABLE IN THE EVENT OF A DISPUTE.

INDICAZIONI PER LA POSA

INDICATIONS FOR LAYING - INDICAZIONI PUOR LA POSE - HINWEISE ZUR VRLEGUNG
INDICACIONES PARA LA COLOCACIÓN - ИНСТРУКЦИИ ПО УКЛАДКЕ

PROJET DES SURFACES

Pour valoriser un sol et un revêtement DOM, en lui permettant d'exprimer ses qualités esthétiques et techniques au maximum, il faut tenir compte des facteurs qui influencent la pose tels que l'utilisation prévue de l'espace, les charges, les contraintes mécaniques, thermiques, physiques et chimiques auxquelles seront soumis les carreaux, les dimensions de l'espace ainsi que les éventuelles déclivités. Par conséquent, le cahier des charges devra comprendre toutes les spécifications du chantier : type et mode de pose, dimension du joint, les éventuels joints de dilatation, les joints périmétraux, etc...

Lors du choix des carreaux, il est également conseillé d'évaluer les exigences techniques, les formats existants, l'usage prévu et le choix du mortier de joint (les mortiers de joint de couleurs fortes ou très contrastées peuvent rendre le nettoyage plus laborieux par rapport à un mortier de joint ton sur ton) .

Les matériaux en grès cérame naturel présentent une légère différence de calibrage, de sorte que la pose se fera avec un joint entre les carreaux de :

- 2 mm pour les matériaux rectifiés ;
- 3/4 mm pour les produits naturels.

DOM Ceramiche déconseille fortement la pose par joint uni et suggère la pose avec des carreaux décalés de 10 % / 20 % maximum.

LA POSE

Avant de commencer la pose, il est conseillé d'étendre au sol au moins 2 ou 3 m² de matériau pour vérifier l'effet global et de prélever le matériau de plusieurs boîtes pour obtenir un meilleur effet chromatique. Le nuançage est une caractéristique propre de certains produits céramiques. Les carreaux ne doivent pas être préalablement immergés dans l'eau, ni ne doivent être marqués, sur la surface travail, au crayon et/ou feutre.

Le poseur devra faire remarquer et signaler au donneur d'ordre et au concepteur la présence d'éventuels défauts apparents (d'article, de qualité, la nuance, de présence de gradins ou de petits dénivellements avec les carreaux adjacents, etc.) en demandant l'éventuelle autorisation de continuer le travail car, une fois posé, le matériel ne pourra plus être contesté. Il est donc recommandé de commencer la pose en présence du donneur d'ordre et du concepteur.

Dans la période comprise entre la fin de la pose et la livraison au client final, le carrelage céramique devra :

- être laissé propre et exempt de ciment, de sable, de mortier et de tout autre matériau susceptible de provoquer des taches et/ou des phénomènes d'abrasion mécanique superficielle ;
- protégé contre les dommages ou contaminations pouvant potentiellement être causés par la présence prévisible d'autres opérateurs du bâtiment (peintres, électriciens, menuisiers, etc.).

EXAMEN ET CONTRÔLE DU CARRELAGE

L'examen et le contrôle du carrelage doivent être effectués par le client final en présence du poseur et du chef de chantier à travers un examen visuel à l'œil nu (ou avec des lunettes si utilisées habituellement) de la surface à une distance de 1 m.

Un "effet" qui ne peut être détecté qu'avec une lumière rasante, et seulement à distance rapprochée, ou à l'aide d'une loupe, ne peut pas être considéré comme un "défaut".

Un "effet" devient un "défaut" lorsqu'il est visible dans les conditions d'observation décrites ci-dessus.

AVERTISSEMENT : LORSQUE LE MATÉRIEL EST DÉJÀ POSÉ, DOM CERAMICHE, N'ACCEPTÉ AUCUNE CONTESTATION DUE À DES VICES APPARENTS VISIBLES AVANT LA POSE FINALE (ARTICLE, QUALITÉ, NUANCE, CALIBRE, COURBURE, TACHES, etc.) ET N'EST PAS RESPONSABLE DE L'OUVRAGE CARRELÉ FINI MAIS SEULEMENT DES CARACTÉRISTIQUES DU MATÉRIEL FOURNI.

IL CONVIENT DONC DE CONSERVER, LORSQUE LA POSE EST FINIE, QUELQUES CARREAUX DE RÉSERVE POUR D'ÉVENTUELLES RÉPARATIONS OU POUR DISPOSER D'UN ÉCHANTILLON REPRÉSENTATIF DU MATÉRIEL EN CAS DE CONTESTATION.

OBERFLÄCHENPROJEKT

Für die optimale Aufwertung eines Fußbodens oder einer Wandverkleidung DOM und damit ihrer ästhetischen und technischen Qualität, müssen bestimmte Faktoren bei der Verlegung berücksichtigt werden. Dazu gehören die beabsichtigte Nutzung der Umgebung, die Belastungen, sowie die mechanischen, thermischen, physikalischen und chemischen Spannungen, denen die Fliesen ausgesetzt werden und nicht zuletzt die Abmessungen der Umgebung und eventuelle Neigungen. Dementsprechend muss die Leistungsbeschreibung jede Spezifikation der Baustelle enthalten: Art und Weise der Verlegung, Abmessung der Fuge, eventuelle Dehnungsfugen, Anschlussfugen, usw...

Bei der Wahl der Fliesen sollten auch die technischen Anforderungen, die vorhandenen Formate, der Einsatzort und die Wahl der Fugenmasse bewertet werden (Fugenmassen mit kräftigen Farben oder die stark im Kontrast zur Fliesenfarbe stehen, können die Reinigung im Vergleich zu einer Ton-in-Ton-Farbe aufwendiger machen).

Die natürlichen Feinsteinzeugmaterialien weisen leichte Unebenheiten auf, so dass die Verlegung mit einem Fugenabstand zwischen den Fliesen erfolgt:

-2 mm für rektifizierte Materialien;

-3/4 mm für Naturprodukte.

DOM Ceramiche rät dringend von der Fliese-an-Fliese-Verlegung ohne den Einsatz einer Fuge ab und empfiehlt das Verlegen mit versetzten Fliesen zu maximal 10% / 20%.

DAS VERLEGEN

Vor dem endgültigen Verlegen wird empfohlen etwa 2 oder 3 Quadratmeter Material trocken zu verlegen, um die Gesamtwirkung zu überprüfen. Entnehmen Sie dabei das Material aus verschiedenen Kartons, um einen besseren chromatischen Effekt zu erzielen. Farbabweichungen sind ein Merkmal einiger keramischer Produkte. Die Fliesen dürfen vorher nicht in Wasser eingetaucht werden, noch sollten sie auf der Oberfläche mit Bleistiften und/oder Filzstiften markiert werden.

Der Fliesenleger muss den Kunden und den Designer auf offensichtliche Mängel hinweisen (Artikel, Qualität, Farbton, Vorhandensein von Abstufungen oder kleinen Höhenunterschieden mit angrenzenden Fliesen usw.) und um Genehmigung bitten, die Arbeit fortzusetzen, da nach dem Verlegen das Material nicht mehr reklamiert werden kann. Es empfiehlt sich demnach, mit dem Verlegen in Anwesenheit des Kunden und des Designers zu beginnen.

Im Zeitraum zwischen dem Abschluss der Fliesenlegung und der Übergabe an den Endkunden muss die Keramikfliese:

- sauber und frei von Zement, Sand, Mörtel und anderen Materialien gehalten werden, die Flecken und/oder oberflächliche mechanische Abriebe verursachen könnten;

- vor Schäden oder Verschmutzung durch den möglicherweise vorhersehbaren Besuch anderer Handwerker (Maler, Elektriker, Schreiner usw.) geschützt werden.

ÜBERPRÜFUNG UND KONTROLLE DER VERFLIESUNG

Die Überprüfung und Kontrolle der verlegten Fliesen muss vom Endkunden in Anwesenheit des Fliesenlegers und des Bauleiters durch eine Sichtprüfung mit bloßem Auge (oder mit Brille, falls Brillenträger) der Oberfläche aus einer Entfernung von 1 m durchgeführt werden.

Ein "Effekt", der nur mit Streiflicht und nur aus nächster Nähe, vielleicht mit Hilfe einer Lupe, erkannt werden kann, kann nicht als "Mangel" betrachtet werden.

Ein "Effekt" wird zu einem "Mangel", wenn er unter den zuvor genannten Beobachtungsbedingungen sichtbar ist.

HINWEIS: DOM CERAMICHE AKZEPTIERT BEI BEREITS VERLEGTEM MATERIAL KEINERLEI REKLAMATIONEN AUFGRUND VON MÄNGELN, DIE BEREITS VOR DER ENDGÜLTIGEN VERLEGUNG SICHTBAR WAREN (ARTIKEL, QUALITÄT, FARBTON, KALIBER, BIEGUNG, FLECKEN, usw. ...) UND HAFTET NICHT FÜR DIE QUALITÄT DER ABGESCHLOSSENEN VERLEGUNG, SONDERN NUR FÜR DIE MERKMALE DES GELIEFERTEN MATERIALS. DESHALB EMPFIEHLT ES SICH, NACH DER VERLEGUNG EINIGE ERSATZFLIESEN FÜR EVENTUELLE REPARATUREN ODER AUCH ALS MUSTERSTÜCK IM FALLE EINES STREITFALLS AUFZUBEWAHREN.

INDICAZIONI PER LA POSA

INDICATIONS FOR LAYING - INDICAZIONI PUOR LA POSE - HINWEISE ZUR VERLEGUNG
INDICACIONES PARA LA COLOCACIÓN - ИНСТРУКЦИИ ПО УКЛАДКЕ

PLANO DE LAS SUPERFICIES

Para añadir valor a un suelo y revestimiento DOM, permitiendo la máxima expresión de sus cualidades estéticas y técnicas, es necesario tener en cuenta aquellos factores que afectan a la colocación en la obra, como el uso previsto del entorno, las cargas, los esfuerzos mecánicos, térmicos, físicos y químicos a los que las baldosas serán expuestas, las dimensiones del entorno y las posibles pendientes. En consecuencia, las especificaciones técnicas deben incluir cada una de las características de la obra: tipo y modalidad de colocación, dimensión de la junta, posibles juntas de dilatación, juntas perimetrales, etc...

Al realizar la selección de las baldosas se recomienda evaluar también los requisitos técnicos, los formatos existentes, el uso previsto y la elección del estuco (los estucos de colores fuertes o con grandes contrastes pueden provocar que la limpieza sea más difícil que la de los estucos tono sobre tono).

Los materiales en gres porcelánico natural presentan una calibración ligeramente desigual por lo que la colocación se realizará con una junta entre las baldosas de:

-2 mm para los materiales rectificadas;

-3/4 mm para los productos naturales.

DOM Ceramiche desaconseja totalmente la colocación con juntas unidas y aconseja la colocación longitudinal con baldosas escalonadas con un máximo del 10%/20%.

LA COLOCACIÓN EN LA OBRA

Antes del inicio de la colocación se recomienda extender en el suelo al menos 2 o 3 metros cuadrados del material para verificar el efecto conjunto y usar el material de distintas cajas para obtener un mejor efecto cromático. La variedad tonal es una característica propia de algunos productos cerámicos. Las baldosas no se deben sumergir previamente en agua, ni tampoco se deben asentar sobre la superficie de trabajo con marcas de lápiz y/o rotulador.

El encargado de la colocación debe avisar y señalar al comitente y al proyectista la presencia de posibles defectos evidentes (en el artículo, calidad, tono, presencia de desniveles o desniveles con las baldosas adyacentes, etc.) solicitando la autorización final para continuar con el trabajo puesto que, una vez colocado, no se podrán realizar reclamaciones relativas al material. Por ello se recomienda comenzar la colocación ante la presencia del comitente y el proyectista.

Durante el periodo comprendido entre la conclusión de la colocación y la entrega final al comitente, la superficie cubierta de baldosas cerámicas deberá:

-mantenerse limpia y libre de cemento, arena, mortero y cualquier otro material que pueda causar manchas y/o fenómenos de abrasión mecánica superficial;

-ser protegida de daños o posibles contaminaciones que pueda provocar la presencia frecuente de otros operarios de construcción (pintores, electricistas, carpinteros, etc.).

EXAMEN Y CONTROL DE LA SUPERFICIE EMBALDOSADA

El comitente realizará el examen y control final de la superficie embaldosada ante el encargado de la colocación y el responsable de la obra mediante el examen visual a simple vista (con gafas si son de uso habitual) de la superficie a una distancia de 1 metro.

Un "efecto" que se pueda percibir solo con luces laterales, y solo desde una distancia cercana, quizás con la ayuda de una lupa, no se puede considerar un "defecto".

Un "efecto" se convierte en un "defecto" cuando es visible en las condiciones de observación arriba señaladas.

ADVERTENCIA: DOM CERAMICHE, EN EL CASO DE MATERIALES YA COLOCADOS, NO ACEPTA RECLAMACIONES DEBIDAS A DEFECTOS EVIDENTES VISIBLES ANTES DE LA COLOCACIÓN FINAL (ARTÍCULO, TONO, CALIBRE, CURVATURA, MANCHAS, etc.) Y TAMPOCO ACEPTA RESPONSABILIDADES RELACIONADAS CON LA CALIDAD DE LA OBRA EMBALDOSADA FINAL SINO SOLAMENTE SOBRE LAS CARACTERÍSTICAS DEL MATERIAL SUMINISTRADO. Y ES CONVENIENTE CONSERVAR, AL TÉRMINO DE LA COLOCACIÓN, ALGUNAS BALDOSAS DE RECAMBIO PARA POSIBLES REPARACIONES, O PARA DISPONER DE UNA MUESTRA REPRESENTATIVA DEL MATERIAL EN EL CASO DE RECLAMACIÓN.

ПРОЕКТИРОВАНИЕ ПОВЕРХНОСТЕЙ

Чтобы оценить напольную и облицовочную плитку компании DOM с максимальным выражением ее эстетического и технического качества, необходимо учитывать факторы, влияющие на укладку в целом, такие как место назначения, нагрузки, механические, температурные, физические и химические, которым подвергнется плитка, размер помещения и потенциальный наклон поверхностей.

Следовательно, план работ должен включать каждую особенность площадки: тип и метод укладки, размер зазора, потенциальные компенсационные соединения, периметральные расширения и т.д.

При выборе плитки рекомендуется также оценить технические требования, существующие форматы, место назначения и выбор шпатлевки (шпатлевка ярких или сильно отличающихся цветов может привести к более трудной уборке по сравнению со шпатлевкой в тон изделия).

Материалы из натурального керамогранита имеют легкое отклонение от калибровки, поэтому укладка производится с зазором между плитками:

- 2 мм для ректифицированных материалов;

- 3/4 мм для натуральных продуктов.

DOM Ceramiche настоятельно не рекомендует бесшовную укладку и советует метод палубной укладки плиток макс. 10%/20%.

УКЛАДКА

Перед тем, как начать укладку, рекомендуется расположить на земле хотя бы 2 или 3 кв. м материала, чтобы проверить, как плитка смотрится вместе, и выбрать материал из большего количества коробок для достижения лучшего эффекта в плане цвета. Потеря оттенка это особая характеристика некоторых керамических продуктов.

Плитку не нужно погружать в воду перед работой, а также пробовать карандашом и/или фломастерами.

Укладчик должен указать заказчику и проектировщику на наличие возможных очевидных дефектов (единицы продукта, качества, оттенка, наличие сколов или небольших неровностей при укладке рядом с другими плитками, и т.д.), попросив при этом потенциальное разрешение на продолжение работ, пока уложенный материал не будет соответствовать норме.

Таким образом, рекомендуется начинать работы по укладке в присутствии заказчика и проектировщика.

В период между завершением укладки и сдачи работ конечному заказчику плитка должна:

- сохраняться в чистом виде, освобожденная от цемента, песка, раствора и любого другого материала, который мог бы оставить пятна и/или механически повредить поверхность;

- быть защищена от повреждений или загрязнений, потенциально нанесенных вследствие передвижения других рабочих стройки (маляров, электриков, столяров и т.д.).

АНАЛИЗ И КОНТРОЛЬ УЛОЖЕННОЙ ПЛИТКИ

Анализ и контроль плитки должны проводиться конечным заказчиком в присутствии укладчика и начальника стройки посредством визуального осмотра невооруженным глазом (в очках, если человек их носит постоянно) поверхности на расстоянии 1 м.

Эффект, наблюдаемый только при ярком освещении и только при близком рассмотрении и с использованием лупы не может считаться дефектом.

Эффект становится дефектом только тогда, когда он виден при условиях, описанных выше.

ПРЕДУПРЕЖДЕНИЕ: DOM CERAMICHE ПОСЛЕ ЗАВЕРШЕНИЯ УКЛАДКИ, НЕ ПРИНИМАЕТ ПРЕТЕНЗИИ ПО ЯВНЫМ НЕСОВЕРШЕНСТВАМ, ВИДИМЫМ ПЕРЕД ОКОНЧАТЕЛЬНОЙ УКЛАДКОЙ (ЕДИНИЦА ПРОДУКТА, КАЧЕСТВО, ОТТЕНОК, КАЛИБР, ИЗГИБ, ПЯТНА, И Т.Д.)

И НЕ ОТВЕЧАЕТ ЗА КАЧЕСТВО КОНЕЧНОЙ УКЛАДКИ ПЛИТКИ, А ТОЛЬКО ЗА КАЧЕСТВО ПОСТАВЛЕННОГО МАТЕРИАЛА. ПОЭТОМУ НЕОБХОДИМО СОХРАНИТЬ, ПО ОКОНЧАНИИ УКЛАДКИ, НЕСКОЛЬКО ЗАПАСНЫХ ЕДИНИЦ ПЛИТКИ ДЛЯ ВОЗМОЖНОГО РЕМОНТА, ИЛИ ЖЕ ДЛЯ ТОГО, ЧТОБЫ ИМЕТЬ ОБРАЗЕЦ МАТЕРИАЛА В СЛУЧАЕ ПРЕТЕНЗИЙ.

TECNOLOGIE

TECHNOLOGIES - TECHNOLOGIES - TECHNOLOGIEN - TECNOLOGÍAS - ТЕХНОЛОГИИ

BITECH®: CERAMICA PORCELLANATA

Il supporto di BITECH® viene realizzato attraverso nuove tecnologie e innovativi impianti produttivi che ne esaltano le valenze estetiche oltre che funzionali, realizzando una sintesi tra la migliore tradizione ceramica e le più sofisticate tecnologie.

BITECH®: PORCELAIN GLAZE CERAMIC TILE

BITECH® tile bodies are produced with state-of-the-art technology implemented in innovating manufacturing plants that enhance the products aesthetic and functional properties, achieving a combination of the best tile traditions and advanced modern technological know-how.

BITECH®: CARREAU PORCELAINE

Le support de BITECH® est réalisé grâce à de la dernière technologie et des installations de production sophistiquées qui exaltent ses valeurs esthétiques et fonctionnelles. Il y a ainsi une synthèse entre la meilleure tradition céramique et les technologies les plus sophistiquées.

BITECH®: PORZELLANKERAMIK

Der Scherben von BITECH® wird mit Hilfe neuer Technologien und erneuernder Produktionsanlagen gefertigt, die nicht nur die ästhetischen, sondern auch die benutzerfreundlichen Qualitäten herausstellen, wodurch eine Verbindung zwischen der besten Keramik-Tradition und den hochmodernsten Technologien hergestellt wird.

BITECH®: CERÁMICA PORCELÁNICA

El soporte de BITECH® se realiza con nuevas tecnologías e innovadoras instalaciones de producción, que exaltan su valor estético y funcional, realizando una síntesis entre la mejor tradición cerámica y las más sofisticadas tecnologías.

ГЛАЗУРОВАННЫЙ КЕРАМОГРАНИТ ВІТЕСН®

Поддержка ВІТЕСН® реализуется посредством новых технологий и инновационного производственного оборудования, способствующего выражению не только функциональной, но и эстетической ценности, и создающего в мире керамики союз лучших традиций и самых передовых технологий.

DIGITAL TECHNOLOGY BITECH / DIGITAL TECHNOLOGY PORCELLANATO

Dom si conferma protagonista fra le imprese proiettate nel futuro del Made in Italy e conquista le nuove frontiere della ceramica con Digital Technology, la tecnologia di nuova generazione oggi disponibile, che rivoluziona il concetto stesso di decorazione: pezzi ognuno diverso dall'altro, altissima definizione, perfetta decorazione delle superfici strutturate, valorizzazione della luminosità e della profondità, sensazione calda al tatto. Con DOM la bellezza della tradizione diventa innovazione e design d'avanguardia.

DIGITAL TECHNOLOGY

Dom confirms its standing as protagonist amongst those future-oriented enterprises spearheading the endeavour to develop the "Made in Italy" concept and conquers new frontiers in the ceramic world with Digital Technology, the new generation technology now available, that revolutionizes the very idea of decoration: pieces that are different from each other, ultra-high definition, perfectly decorated textured surfaces, luminosity and depth enhanced to the utmost degree, a feeling of warmth to the touch. DOM turns the beauty of tradition into innovation and avant garde design.

TECHNOLOGIE NUMÉRIQUE

Dom se confirme la protagoniste parmi les entreprises projetées dans le futur du Made in Italy en conquérant les nouvelles frontières de la céramique avec Digital Technology, la technologie de dernière génération, qui révolutionne le principe même de la décoration : chaque élément est différent de l'autre, la très haute définition, la décoration parfaite des surfaces structurées, la mise en valeur de la luminosité de la profondeur, une sensation chaude au toucher. Avec DOM la beauté de la tradition devient innovation et design d'avant-garde.

DIGITALTECHNIK

Dom ist weiterhin Protagonist unter den zukunftsorientierten Unternehmen des Made in Italy und erobert die neuen Grenzen der Keramik mit der Digital Technology, einer Technologie der letzten Generation, die heute zur Verfügung steht und das Konzept der Dekoration revolutioniert: Jedes Teil fällt anders als das vorherige aus, ganz hohe Auflösung, perfekte Dekoration der strukturierten Flächen, mehr Leuchtkraft und Tiefe, ein warmes Tastgefühl. Mit DOM wird die Schönheit der Tradition jetzt Innovation und wegweisendes Design.

TECNOLOGÍA DIGITAL

Dom se confirma protagonista entre las empresas proyectadas hacia el futuro del Made in Italy y conquista nuevas fronteras en el ámbito de la cerámica con Digital Technology, la tecnología de nueva generación hoy disponible, que revoluciona el concepto mismo de la decoración: piezas cada una diferente de las otras, altísima definición, perfecta decoración de las superficies estructuradas, valorización de la luminosidad y de la profundidad, sensación cálida al tacto. Con DOM la belleza de la tradición se convierte en innovación y diseño de vanguardia.

ЦИФРОВАЯ ТЕХНОЛОГИЯ

Dom остается главным героем среди компаний, спроецированных в будущем Made in Italy и завоевывает новые границы на рынке керамики с помощью Digital Technology, доступной сегодня технологии нового поколения, изменившей само понятие о дизайне: отличные одна от другой плитки, высочайшая четкость, идеальное декорирование структурированных поверхностей, освоение яркости и глубины.

С DOM красота традиции становится инновацией и авангардом с точки зрения дизайна.

TECNOLOGIE

TECHNOLOGIES - TECHNOLOGIES - TECHNOLOGIEN - TECNOLOGÍAS - ТЕХНОЛОГИИ

PORCELLANATO SMALTATO

La resistenza garantita dal porcellanato, si unisce alla valenza estetica della superficie sottoposta a procedimenti di smaltatura per ottenere un prezioso e versatile elemento d'arredo, capace di interpretare ogni stile e ogni colore.

GLAZED PORCELAIN STONEWARE

The strength guaranteed by porcelain combines with the attractive finish of a surface subjected to glazing procedures to obtain a precious and versatile furnishing complement that can interpret every style and color.

GRÈS CÉRAME EMAILLÉ

La résistance garantie par le grès cérame, s'allie à la valeur esthétique de la surface soumise à des procédés d'émaillage pour obtenir un élément de décoration précieux et polyvalent, capable d'interpréter tout style et chaque couleur.

GLASIERTES FEINSTEINZEUG

Die garantierte Festigkeit des Steinzeugs kombiniert sich mit dem ästhetischen Wert der Oberfläche, die glasiert wird, um ein wertvolles und vielseitiges Einrichtungselement zu erhalten, das sich jedem Stil und jeder Farbe anpassen kann.

GRES PORCELÁNICO ESMALTADO

La resistencia ofrecida por el gres porcelánico se conjuga con el valor estético de la superficie, la cual es sometida a procesos de esmaltado que la transforman en un elemento valioso y versátil de decoración, capaz de interpretar todo tipo de estilo en todos los colores.

КЕРАМОГРАНИТ, ПОКРЫТЫЙ СМАЛЬТОЙ

Прочность, гарантированная гранитом, объединяется с эстетической ценностью поверхности, подвергшейся процессу покрытия смальтой, для получения ценного и универсального элемента убранства, способного выразить лучшим образом любой стиль и любой цвет.

PORCELLANATO IMPASTO COLORATO

E' la fabbricazione industriale della pietra naturale, ma con una maggiore resistenza, prestazioni d'uso irraggiungibili, estrema facilità di posa e di manutenzione. Viene lavorato come una pietra naturale e può essere utilizzato in tutti gli ambienti pubblici e privati.

THROUGH-BODY DYED PORCELAIN

It's like industrially manufactured natural stone, but with greater strength and hitherto unattainable performances while being extremely easy to lay and service. The material is worked in the same way as natural stone and can be used in all private and public settings.

GRÈS COLORÉ DANS LA MASSE

C'est la fabrication industrielle de la pierre naturelle, mais avec une plus grande résistance, des performances d'utilisation inégalables, une facilité de pose et d'entretien extrême. Travaillé comme une pierre naturelle, il peut être utilisé dans tous les espaces publics et privés.

DURCHGEFÄRBTES STEINZEUG

Das ist die industrielle Fertigung von Natursteinen, aber mit höherer Beständigkeit, unerreichbaren Einsatzleistungen, sehr einfacher Verlegung und Pflege. Wird wie ein Naturstein verarbeitet und eignet sich zum Verlegen in allen Privat- und Objektbereichen.

GRES PORCELÁNICO DE COLOR

Representa la elaboración industrial de la piedra natural, pero ofrece una mayor resistencia, incomparables prestaciones de empleo y la máxima facilidad de colocación y mantenimiento. Está trabajado como una piedra natural y se puede emplear en todos los ambientes públicos y privados.

КЕРАМОГРАНИТ, ОКРАШЕННЫЙ ПО ВСЕЙ МАССЕ

Это промышленное производство натурального камня, чья прочность выше, способы эксплуатации безграничны, укладка и техническое обслуживание просты. Обрабатывается как натуральный камень и может быть использован в любом месте: как в публичных местах, так и в жилых домах.

TECNOLOGIE

TECHNOLOGIES - TECHNOLOGIES - TECHNOLOGIEN - TECNOLOGÍAS - ТЕХНОЛОГИИ

PERCHÈ BITECH®

BITECH® è una scelta precisa in un mercato sempre più omologato; la sfida di credere nel nostro know-how, nelle tradizioni, nella passione per la ceramica vera. Dom ceramiche è una delle poche realtà ceramiche del distretto Sassolese ad aver scelto di investire e credere in questo processo produttivo che fa parte della nostra storia. La tecnologia produttiva BITECH® è complessa e integra il sistema di doppia cottura unico nel settore, con la tecnologia digitale più evoluta ed innovativa.

I nostri impianti vengono continuamente aggiornati al passo con tutte le nuove tecnologie e permettono di realizzare prodotti originali e materici. Dom ceramiche dispone di un laboratorio ricerca e di un impianto produttivo che si occupa esclusivamente di bicottura.

Nel laboratorio BITECH® si studiano le nuove collezioni, si ricercano effetti, materie nuove e si sviluppano graficamente i concept dell'ufficio stile Dom.

- La ceramica BITECH® offre un'ampia gamma di colori, effetti materici impossibili da ottenere con altre tecnologie.
- Nei prodotti lucidi si utilizzano smalti con una brillantezza superiore ai rivestimenti realizzati in Gres Porcellanato.
- Le superfici sono resistenti all'attacco chimico dei prodotti comuni per la pulizia della casa e degli alimenti (Classe BIII piastrelle ceramiche normativa UNI-EN-ISO).
- BITECH® propone un'ampia gamma di formati Monocalibro (range di tolleranza +/-2mm), perfettamente rettangolari.
- Il prodotto è leggero e si contraddistingue per la facilità di posa anche per utenti non esperti (fai da te).
- BITECH® è un materiale unico: una convessità minima (0.8-1.2 mm lato lungo) non comporta problemi sul risultato finale; la sua natura flessibile unita all' "Effetto Ventosa" che contraddistingue le colle da rivestimento, permette un'adesione perfetta al piano del muro.
- La leggera raggatura dei bordi aiuta la posa evitando spigolature.
- La facilità di pulitura di questo materiale garantisce un alto livello di igiene delle superfici.
- Ogni lotto di produzione viene controllato qualitativamente da squadre di esperti che ne assicurano uno standard qualitativo inimitabile.

CERAMICHE BITECH®

Il rivestimento BITECH® Dom ceramiche propone una palette di colori ricca e variegata difficilmente realizzabili in ceramica. Effetti materici ottenibili esclusivamente con questo processo che avvicinano il nostro prodotto ad un prodotto semi-artigianale.

Subendo una doppia cottura i nostri rivestimenti sono monocalibro cioè hanno una sola misura.

La nostra tecnologia permette di ottenere decorazioni sviluppate su più pezzi, perfettamente combinabili e continue, esteticamente preziose.

La nostra BITECH® è leggera, ottenuta con materiali puri e bianchi, facilmente posabile e maneggiabile e di facile manutenzione.

LA CERAMICA DELLA TRADIZIONE REALIZZATA CON LE TECNOLOGIE PIÙ MODERNE

Il rivestimento BITECH® Dom propone una palette di colori ricca e variegata difficilmente realizzabili in ceramica. Effetti materici ottenibili esclusivamente con questo processo che avvicinano il nostro prodotto ad un prodotto semi-artigianale.

Subendo una doppia cottura i nostri rivestimenti sono monocalibro cioè hanno una sola misura.

La nostra tecnologia permette di ottenere decorazioni sviluppate su più pezzi, perfettamente combinabili e continue, esteticamente preziose.

La nostra BITECH® è leggera, ottenuta con materiali puri e bianchi, facilmente posabile e maneggiabile e di facile manutenzione.

WHY BITECH®

BITECH® is a resolute decision in a market which is increasingly lacking individuality; the challenge of believing in our know-how, traditions and passion for real ceramics.

Dom ceramiche is one of the few ceramic companies in the Sassuolo district to have chosen to invest and believe in this production process that constitutes a part of our history and tradition.

BITECH® production technology is complex and integrates a double-firing system which is unique to the sector, with the most advanced and innovative digital technologies.

Our systems are continuously modernised in line with all new technologies and allows the creation of original and textured products.

Dom ceramiche has a research laboratory and a production facility that deals exclusively with double firing.

In the BITECH® laboratory the new collections are studied, research is conducted on different effects, new materials are developed and the Dom style department concept is graphically conceived.

- BITECH® ceramics offer a wide range of colours and material effects that are impossible to obtain with other technologies.
- The gloss products are manufactured with glazes that have a higher degree of shine than claddings made in Porcelain Stoneware.
- The surfaces are resistant to chemical deterioration from common household cleaning products and food (Class BIII ceramic tiles pursuant to UNI-EN-ISO).
- BITECH® offers a wide range of Monocalibre formats (tolerance range +/-2mm), which are perfectly rectangular.
- The product is light and stands out due to its ease of installation even for non-expert users (DIY).
- BITECH® is a unique material: minimal convexity (0.8-1.2 mm long side) does not cause problems with the final result; its flexible nature combined with the "Sucker Effect" that distinguishes the adhesives used for cladding, allows a perfectly flat adhesion to the wall.
- The slight radius of the edges aids installation avoiding sharp corners.
- The ease of cleaning of this material guarantees a high level of surface hygiene.
- Each production batch is qualitatively controlled by teams of experts who ensure an unparalleled quality standard.

BITECH® CERAMICS

The BITECH® Dom ceramiche coating offers a rich and varied colour palette that is difficult to produce with ceramics.

Textured effects which can only be achieved with this process that brings our products closer to a semi-handmade product.

The tiles are subjected to double firing and therefore our products are monocalibre, i.e. there is only one size.

Our technology allows decorations to be achieved which are developed on several pieces, perfectly coordinated and continuous, aesthetically delightful.

Our BITECH® is light, obtained with pure white materials, easy to lay, handle and maintain.

TRADITIONAL CERAMICS CREATED WITH CUTTING EDGE TECHNOLOGIES

The BITECH® Dom ceramiche coating offers a rich and varied colour palette that is difficult to produce with ceramics.

Textured effects which can only be achieved with this process that brings our products closer to a semi-handmade product.

The tiles are subjected to double firing and therefore our products are monocalibre, i.e. there is only one size.

Our technology allows decorations to be achieved which are developed on several pieces, perfectly coordinated and continuous, aesthetically delightful.

Our BITECH® is light, obtained with pure white materials, easy to lay, handle and maintain.

TECNOLOGIE

TECHNOLOGIES - TECHNOLOGIES - TECHNOLOGIEN - TECNOLOGÍAS - ТЕХНОЛОГИИ

POURQUOI BITECH®

BITECH® constitue un choix précis dans un marché toujours plus homogène, et représente le défi de croire en notre savoir-faire, nos traditions et notre passion pour la véritable céramique. Dom ceramiche est l'une de ces quelques sociétés établies à Sassuolo, qui a choisi d'investir dans un processus de production ancré dans notre histoire, et de le suivre à la lettre.

La technologie de production BITECH® est complexe : la société est en effet la seule à procéder à un système à double cuisson dans le secteur et à employer la technologie numérique la plus avancée et innovante. Nos machines de fabrication sont continuellement mises à jour, afin de toujours correspondre aux processus de production et aux technologies les plus actuels, pour obtenir des produits originaux et texturés. Dom ceramiche dispose d'un laboratoire de recherche et d'une unité de production qui s'occupe exclusivement de la double cuisson. Au cœur du laboratoire BITECH®, les nouvelles collections sont examinées, les effets texturés des surfaces y sont créés, de nouveaux matériaux sont étudiés et les concepts du bureau style de Dom y sont graphiquement développés.

- La céramique BITECH® offre une large gamme de couleurs et des effets reprenant les textures des matériaux, qui ne pourraient être possibles en utilisant d'autres technologies.
- Pour les produits brillants, des vernis d'une brillance supérieure aux revêtements du grès cérame sont utilisés.
- Les surfaces sont résistantes aux agents chimiques des produits domestiques courants employés pour le nettoyage de la maison et de la nourriture (carrelages en céramique de classe BIII conformes à la norme UNI-EN-ISO).
- BITECH® propose une large gamme de formats monocalibres (plage de tolérance : +/- 2 mm), parfaitement rectangulaires.
- Le produit est léger et se distingue par sa facilité d'installation, même pour les utilisateurs non expérimentés (bricoleurs amateurs).
- BITECH® est un matériau unique : les bords légèrement convexes (de 0,8 à 1,2 mm sur les bords longs) n'affectent pas le résultat final ; sa nature flexible, combinée à « l'effet ventouse », permet, grâce à l'emploi d'adhésifs spécifiques pour les revêtements, une parfaite adhérence sur la surface du mur.
- Les coins sont légèrement profilés pour éviter tout risque d'ébréchure.
- Le nettoyage facile de ce matériau garantit un haut niveau d'hygiène des surfaces.
- Chaque lot de production est contrôlé qualitativement par des équipes d'experts qui garantissent un standard de qualité inimitable.

CARRELAGES BITECH®

Le revêtement BITECH® Dom offre un riche éventail de couleurs variées, difficile à obtenir dans le secteur de production de la céramique. Grâce à un processus de fabrication unique, les surfaces arborent des aspects et textures semblables aux matériaux, obtenant ainsi un produit quasiment semi-artisanal. Soumis à une double cuisson, nos revêtements sont exclusivement monocalibres, ils sont donc proposés en une seule et unique dimension. Notre technologie permet d'obtenir des décors qui s'étendent sur plusieurs éléments, parfaitement combinables et continus, et esthétiquement précieux. Notre produit BITECH® est léger, obtenu à partir de matériaux purs et blancs, facile à poser, facile à manipuler et facile à entretenir. Notre technologie permet d'obtenir des décors qui s'étendent sur plusieurs éléments, parfaitement combinables et continus, et esthétiquement précieux. Notre produit BITECH® est léger, obtenu à partir de matériaux purs et blancs, facile à poser, facile à manipuler et facile à entretenir.

LA TRADITION DE LA CÉRAMIQUE RÉALISÉE AVEC LES TECHNOLOGIES LES PLUS MODERNES

Le revêtement BITECH® Dom ceramiche offre un riche éventail de couleurs variées, difficile à obtenir dans le secteur de production de la céramique. Grâce à un processus de fabrication unique, les surfaces arborent des aspects et textures semblables aux matériaux, obtenant ainsi un produit quasiment semi-artisanal. Soumis à une double cuisson, nos revêtements sont exclusivement monocalibres, ils sont donc proposés en une seule et unique dimension. Notre technologie permet d'obtenir des décors qui s'étendent sur plusieurs éléments, parfaitement combinables et continus, et esthétiquement précieux. Notre produit BITECH® est léger, obtenu à partir de matériaux purs et blancs, facile à poser, facile à manipuler et facile à entretenir.

WARUM BITECH®

BITECH® ist eine präzise Wahl auf einem Markt, der zunehmend vereinheitlicht wird; es ist die Herausforderung an unser Know-how, unsere Traditionen und unsere Leidenschaft für echte Keramik zu glauben. Dom ceramiche ist eine der wenigen Keramikfabriken im Gebiet Sassuolo, die sich dazu entschieden haben, in diesen Produktionsprozess zu investieren, der Teil unserer Geschichte ist. Die BITECH®-Produktionstechnologie ist komplex und integriert das Doppelbrennsystem, -welches einzigartig in der Branche ist-, mit der fortschrittlichsten und innovativsten Digitaltechnologie. Unsere Systeme werden kontinuierlich mit allen neuen Technologien aktualisiert und erlauben die Realisierung von originellen und materiellen Produkten. Dom ceramiche verfügt über ein Forschungslabor und eine Produktionsanlage, die sich ausschließlich mit Zweibrandverfahren beschäftigt. Im BITECH®-Labor werden die neuen Kollektionen entworfen, neue Materialeffekte gesucht, neue Materialien entwickelt und die Konzepte des Designbüros der DOM grafisch weiterentwickelt.

- Die BITECH® Keramik bietet ein breites Angebot an Farben und Materialeffekten, die mit anderen Technologien nicht erreicht werden können.
- Bei den glänzenden Produkten werden Glasuren verwendet, deren Glanz im Vergleich zu den bei Feinsteinzeug realisierten Beschichtungen wesentlich höher ist.
- Die Oberflächen sind resistent gegen den chemischen Angriff von handelsüblichen Reinigungsprodukten für Haus und Lebensmittel (Klasse BIII Keramikfliesen UNI-EN-ISO Standard).
- BITECH® bietet eine große Auswahl an Monokaliber-Formaten (Toleranzbereich +/- 2mm), perfekt rechteckig.
- Das Produkt ist leicht und zeichnet sich durch seine einfache Verlegung auch für Nichtfachleute (Heimwerker) aus.
- BITECH® ist ein einzigartiges Material: Die minimale Konvexität (0,8-1,2 mm lange Seite) verursacht keine Probleme beim Endergebnis; die flexible Beschaffenheit kombiniert mit dem "Saugnapf-Effekt", der die Beschichtungs-Klebstoffe auszeichnet, erlauben eine perfekte Haftung an der Wandfläche.
- Der leichte Radius der Kanten hilft beim Verlegen und vermeidet scharfe Kanten.
- Die leichte Reinigung dieses Materials garantiert eine hohe Oberflächenhygiene.
- Jedes Produktionslos wird qualitativ von Expertenteams kontrolliert, die einen unnachahmlichen Qualitätsstandard gewährleisten.

BITECH® KERAMIK

Die BITECH® Dom ceramiche-Beschichtung bietet ein reiches Angebot an vielfältigen Farben, die in der Keramik schwierig herzustellen sind. Materielle Effekte, die ausschließlich mit diesem Verfahren erzielt werden und unser Produkt näher an ein von Hand gefertigtes Produkt bringen. Unsere Beschichtungen werden im Zweibrandverfahren hergestellt und sind demnach Monokaliber, d.h. sie haben nur eine Größe. Unsere Technologie ermöglicht es, Dekorationen zu erhalten, die sich über mehrere Fliesen entwickeln, perfekt kombinierbar und durchgehend sind und damit ein ästhetisch hochwertiges Ergebnis erlauben. Unser BITECH® ist leicht, aus reinen und weißen Materialien, einfach zu verlegen, leicht zu handhaben und pflegeleicht.

TRADITIONELLE KERAMIK HERGESTELLT MIT DEN MODERNSTEN TECHNOLOGIEN

Die BITECH® Dom ceramiche-Beschichtung bietet ein reiches Angebot an vielfältigen Farben, die in der Keramik schwierig herzustellen sind. Materielle Effekte, die ausschließlich mit diesem Verfahren erzielt werden und unser Produkt näher an ein von Hand gefertigtes Produkt bringen. Unsere Beschichtungen werden im Zweibrandverfahren hergestellt und sind demnach Monokaliber, d.h. sie haben nur eine Größe. Unsere Technologie ermöglicht es, Dekorationen zu erhalten, die sich über mehrere Fliesen entwickeln, perfekt kombinierbar und durchgehend sind und damit ein ästhetisch hochwertiges Ergebnis erlauben. Unser BITECH® ist leicht, aus reinen und weißen Materialien, einfach zu verlegen, leicht zu handhaben und pflegeleicht.

TECNOLOGIE

TECHNOLOGIES - TECHNOLOGIES - TECHNOLOGIEN - TECNOLOGÍAS - ТЕХНОЛОГИИ

PORQUÉ BITECH®

BITECH® es la elección adecuada en un mercado que cada vez cuenta con un mayor número de controles; el reto de creer en nuestro conocimiento, las tradiciones y la pasión por la verdadera cerámica. Dom ceramiche es uno de los pocos productores de cerámica de la región de Sassuolo que eligió invertir y crear en este proceso productivo que forma parte de nuestra historia.

La tecnología productiva de BITECH® es compleja e incluye el sistema de cocción doble único en el sector con la tecnología más avanzada e innovadora. Nuestras instalaciones se mantienen actualizadas con todas las nuevas tecnologías, permitiendo que podamos realizar productos y materiales originales. Dom ceramiche cuenta con un laboratorio de investigación y una planta de producción que se ocupa exclusivamente de la doble cocción. En el laboratorio BITECH® se estudian las nuevas colecciones, se investigan efectos, materias nuevas y se desarrollan gráficamente los conceptos de la oficina con estilo de DOM.

- La cerámica Bitech® ofrece una amplia gama de colores y efectos sobre los materiales que no se pueden lograr con otras tecnologías.
- En los productos brillo se usan esmaltes con una brillantez superior a los revestimientos realizados en gres porcelánico.
- Las superficies son resistentes al ataque químico de los productos convencionales usados para la limpieza del hogar y de los alimentos (Clase BIII baldosas cerámicas normativa UNI-EN-ISO).
- BITECH® propone una amplia gama de formatos monocalibre (intervalo de tolerancia +/-2mm), totalmente rectangulares.
- El producto es ligero y sobresale por su facilidad de colocación incluso para personas que no son expertas (un trabajo manual sencillo).
- BITECH® es un material único: una convexidad mínima (0.8-1.2 mm lado largo) que no conlleva problemas en el resultado final; su naturaleza flexible junto al "Efecto ventosa" que distingue a las colas para revestimiento permiten una adhesión perfecta al plano de la pared.
- El delicado redondeo de los bordes ayuda a la colocación evitando imperfecciones.
- La facilidad de limpieza de este material garantiza un alto nivel de higiene en las superficies.
- Un equipo de expertos controla la calidad de cada lote de fabricación asegurando un estándar cualitativo inimitable.

CERÁMICA BITECH®

El revestimiento de BITECH® Dom propone una gama de colores rica y variada que es difícil obtener en la cerámica.

Efectos materiales logrados exclusivamente gracias a este proceso que hace que nuestros productos se asemejen a un producto semi artesanal. Sometidos a una cocción doble, nuestros revestimientos son monocalibres, es decir, tienen una sola medida.

Nuestra tecnología permite obtener decoraciones desarrolladas sobre más piezas, perfectamente combinables y continuas, con una gran belleza desde el punto de vista estético. BITECH® es ligero y se obtiene a partir de materiales puros y blancos, de fácil colocación y manejo y mantenimiento sencillo.

LA CERÁMICA DE LA TRADICIÓN REALIZADA CON LAS TECNOLOGÍAS MÁS MODERNAS

El revestimiento de BITECH® Dom ceramiche propone una gama de colores rica y variada que es difícil obtener en la cerámica.

Efectos materiales logrados exclusivamente gracias a este proceso que hace que nuestros productos se asemejen a un producto semi artesanal. Sometidos a una cocción doble, nuestros revestimientos son monocalibres, es decir, tienen una sola medida.

Nuestra tecnología permite obtener decoraciones desarrolladas sobre más piezas, perfectamente combinables y continuas, con una gran belleza desde el punto de vista estético. BITECH® es ligero y se obtiene a partir de materiales puros y blancos, de fácil colocación y manejo y mantenimiento sencillo.

ПОЧЕМУ ВІТЕСН®

ВІТЕСН® — это точный выбор на все больше ратифицированном рынке; мы предлагаем поспорить о вере в ноу-хау, традиции и увлечении настоящей керамикой.

Группа компаний DOM — это одна из немногих реалий в мире керамики округа Сассуоло, выбравших инвестиции и веру в этот производственный процесс, являющийся частью нашей истории.

Производственная технология ВІТЕСН® сложная и объединяет систему двойного обжига, неповторимую в данном секторе, с инновационной цифровой технологией.

Наше оборудование постоянно обновляется и идет в ногу с новыми технологиями, что позволяет реализовать оригинальную и фактурную продукцию.

У DOM есть исследовательская лаборатория и производственное оборудование, которое занимается исключительно двойным обжигом.

В лаборатории ВІТЕСН® разрабатываются новые коллекции, исследуются различные эффекты, новые материи и развиваются концепты отдела стиля группы Dom.

- Керамика Bitech® предлагает широкий выбор цветов, фактурных эффектов, добиться которых невозможно с помощью других технологий.
- В глянцевой продукции используются лаки с более высоким эффектом блеска по сравнению с облицовочными материалами из керамогранита.
- Поверхности устойчивы к применению химической продукции для уборки дома и пищевым продуктам (Класс VIII керамическая плитка норматива UNI-EN-ISO)
- Bitech® предлагает широкий выбор форматов Monocalibro (диапазон допустимых отклонений +/-2mm), идеально квадратных.
- Продукт мало весит и отличается простотой укладки даже для непрофессионалов (из серии «сделай сам»).
- Bitech® — это цельный материал: минимальная выпуклость (0,8-1,2 мм в длину) не отражается на конечном результате; его гибкая природа, объединенная с "Effetto Ventosa", который отличает облицовочные клеи, способствует идеальному креплению к стене.
- Легкий радиусный стык плитки способствует простой укладке без образования уголков.
- Простота очистки этого материала гарантирует высокий уровень гигиены поверхностей.
- Каждая партия продукции находится под контролем команды экспертов, которые обеспечивают неповторимый стандарт качества.

КЕРАМИКА ВІТЕСН®

Облицовочная продукция ВІТЕСН® от DOM предлагает богатую и разнообразную палитру цветов, что редко встречается на рынке керамики.

Фактурные эффекты, достигаемые только посредством этого процесса, приближают нашу продукцию к полуремесленной.

Подвергаясь двойному обжигу, наши облицовочные материалы монокалиберны, то есть, имеют всего один размер.

Наша технология позволяет получить декоры, нанесенные на большее количество плиток, которые идеально комбинируются между собой и являются продолжением других, что ценно с эстетической точки зрения.

Наша продукция ВІТЕСН® легкая, реализована из чистых белых материалов, проста в укладке и обращении, а также в обслуживании.

ТРАДИЦИОННАЯ КЕРАМИКА, РЕАЛИЗОВАННАЯ С ПОМОЩЬЮ САМЫХ СОВРЕМЕННЫХ ТЕХНОЛОГИЙ

Облицовочная продукция ВІТЕСН® от DOM предлагает богатую и разнообразную палитру цветов, что редко встречается на рынке керамики.

Фактурные эффекты, достигаемые только посредством этого процесса, приближают нашу продукцию к полуремесленной.

Подвергаясь двойному обжигу, наши облицовочные материалы монокалиберны, то есть, имеют всего один размер.

Наша технология позволяет получить декоры, нанесенные на большее количество плиток, которые идеально комбинируются между собой и являются продолжением других, что ценно с эстетической точки зрения.

Наша продукция ВІТЕСН® легкая, реализована из чистых белых материалов, проста в укладке и обращении, а также в обслуживании.

CERTIFICAZIONI

CERTIFICATION - CERTIFICATIONS - BESCHEINIGUNG - CERTIFICACIONES - СЕРТИФИКАТЫ

UNI EN ISO 9001:2015
SISTEMA DI GESTIONE DELLA QUALITÀ
 CERTIFICAZIONE

0312000180

Prodotto / Prodotto	...
...	...

Firma del Cliente: _____
 Firma del Certificatore: _____

UNI EN ISO 14001:2015
SISTEMA DI GESTIONE AMBIENTALE
 CERTIFICAZIONE

0312000180

Prodotto / Prodotto	...
...	...

Firma del Cliente: _____
 Firma del Certificatore: _____

ISO 45001
SISTEMA DI GESTIONE DELLA SICUREZZA E SALUTE SUL LUOGO DI LAVORO
 CERTIFICAZIONE

0312000180

Prodotto / Prodotto	...
...	...

Firma del Cliente: _____
 Firma del Certificatore: _____

UNI EN ISO 13952:2014
SISTEMA DI GESTIONE DELLA TRACCIABILITÀ
 CERTIFICAZIONE

0312000180

Prodotto / Prodotto	...
...	...

Firma del Cliente: _____
 Firma del Certificatore: _____

UNI EN ISO 9001:2015
SISTEMA DI GESTIONE DELLA QUALITÀ
 CERTIFICAZIONE

0312000180

Prodotto / Prodotto	...
...	...

Firma del Cliente: _____
 Firma del Certificatore: _____

UNI EN ISO 14001:2015
SISTEMA DI GESTIONE AMBIENTALE
 CERTIFICAZIONE


0312000180

Prodotto / Prodotto	...
...	...

Firma del Cliente: _____
 Firma del Certificatore: _____

CERTIFICAZIONI

CERTIFICATION - CERTIFICATIONS - BESCHEINIGUNG - CERTIFICACIONES - СЕРТИФИКАТЫ

	PORCELLANATO SMALTATO	GLAZED PORCELAIN STONWARE GRÉS CÉRAMÉ EMAILLÉ GLASIERTES FEINSTEINZEUG GRÉS PORCELÁNICO ESMALTADO КЕРАМОГРАНИТ, ПОКРЫТЫЙ СМАЛЬТОЙ	PORCELLANATO IMPASTO COLORATO	THROUGH-BODY DYED PORCELAIN GRÉS COLORE DANS LA MASSE DURCHFARBETES STEINZEUG GRÉS PORCELÁNICO DE COLOR КЕРАМОГРАНИТ, ОКРАШЕННЫЙ ПО ВСЕЙ МАССЕ
<p>DICHIARAZIONE DI PRESTAZIONE N. 001GRES DOP del 27/06/2013 (Articolo IV Regolamento (UE) n.305/2011 del 9 marzo 2011) DECLARATION OF PERFORMANCE N. 001GRES DOP del 27/06/2013 LEISTUNGSERKLÄRUNG N. 001GRES DOP vom 27/06/2013 (Artikel IV Verordnung (EU) n.305/2011 vom 9. März 2011) ДЕКЛАРАЦИЯ ХАРАКТЕРИСТИК КАЧЕСТВА № 001GRES DOP от 27/06/2013 (статья IV регламента (ЕС) № 305/2011 от 9 марта 2011 года)</p> <p>DECLARATION DE PERFORMANCE N. 001GRES DOP del 27/06/2013 (Article IV Règlement (UE) n.305/2011 du 9 mars 2011) DECLARACIÓN DE PRESTACIONES N.º 001GRES DOP del 27/06/2013 (Artículo IV Reglamento (UE) n.º 305/2011 del 9 de marzo de 2011)</p>				
<p>1. Codice unico di identificazione del prodotto: Unique identification code of the Product-type. Code d'identification unique du produit: Eindeutiger Kenncode des Bauprodukts: Código único de identificación del producto: Единый код идентификации продукта:</p>	<p>Piastrelle in ceramica pressate a secco con assorbimento d'acqua Eb ≤ 0,5% Dry-pressed ceramic tiles with low water absorption Eb ≤ 0,5% Carreaux pressés à sec en céramique à absorption d'eau Eb ≤ 0,5% Keramische fliesen trockengepresst mit Wasseraufnahme Eb ≤ 0,5% Baldosas en cerámica prensadas en seco con absorción de agua Eb 0,5% керамическая плитка, прессованная сухим способом с коэффициентом поглощения воды Eb 0,5%</p>			
<p>2. Destinazione d'uso del prodotto Intended use: Destination d'usage du produit: Vorgesehener Verwendungszweck des Bauprodukts: Aplicaciones de uso del producto: Назначение продукта:</p>	<p>Rivestimenti di pareti e pavimenti per interni ed esterni Ceramic tile, dry pressed, for internal floors and walls Revetements de sols et murs pour intérieurs et extérieurs Wandbekleidung und Bodenbelag im Innen- und Außenbereich Rivestimientos de pared y pavimentos para interiores y exteriores Облицовка стен и напольные покрытия для внутреннего и внешнего использования</p>			
<p>3. Nome, ragione sociale o marchio registrato ed indirizzo del produttore: Name and contact address of the manufacturer: Nom, raison sociale ou marque enregistrée et adresse du producteur: Name, eingetragener Handelsname oder geschütztes Warensymbol und Adresse des Herstellers: Nombre, razón social o marca registrada y dirección del fabricante: Название, форма собственности или зарегистрированная марка, адрес производителя:</p>	<p>DOM CERAMICHE via Croce, 80 41014 Solignano (MO)</p>			
<p>4. Sistemi di valutazione e verifica della costanza di prestazione del prodotto: System of assessment and verification of constancy of performance of the construction products (AVCP) Système d'évaluation et de contrôle de la constance de performance du produit: Systeme zur Bewertung und Überprüfung der Leistungsbeständigkeit des Bauprodukts: Sistemas de evaluación y verificación de la constancia de prestaciones del producto: Система оценки и проверка постоянства поставки продукта:</p>	<p>Sistema4 System 4 Système 4 System 4 Sistema 4 СИСТЕМА 4</p>			
<p>5. Nome e numero di identificazione dell'organismo notificato, se pertinenti: Name and identification number of notified body, if applicable: Nom et numéro d'identification de l'organisme notifié, si pertinent: Name und Kennnummer der notifizierten Stelle, sofern zutreffend: Nombre y número de identificación del organismo notificado, en caso aplicable: Название и идентификационный номер уполномоченного органа, если применимо:</p>	<p>Non applicabile Not applicable Non applicable Eigenschaften No aplicable Не применимо</p>			
<p>6. Prestazioni dichiarate: Declared performance: Performances déclarées Erklärte Leistung Prestaciones declaradas: Заявленные услуги:</p>	<p>Caratteristica</p>	<p>Valori dichiarati</p>	<p>Norma tecnica armonizzata</p>	
<p>Reazione al fuoco</p> <p>Cessione di sostanze pericolose (solo per prodotti GL)</p> <p>- piombo</p> <p>- cadmio</p> <p>Sforzo di rottura</p> <p>Scivolosità</p> <p>Resistenza all'adesione</p> <p>Resistenza agli sbalzi termici</p> <p>Durabilità: - per interni - per esterni: res. al gelo</p> <p>Tattilità</p>	<p>Classe A1FL/A1</p> <p>NPD</p> <p>NPD</p> <p>≥ 1300 N</p> <p>Vedi scheda prodotto</p> <p>NPD</p> <p>Resiste</p> <p>Passa Resiste</p> <p>NPD</p>	<p></p> <p></p> <p></p> <p></p> <p></p> <p></p> <p></p> <p></p> <p></p> <p></p>	<p>EN 14411:2012</p>	
<p>7. Dichiarazione: Declaration Déclaration Erklärung Declaración Декларация</p>	<p>La prestazione del prodotto di cui ai punti 1 e 2 è conforme alle prestazioni dichiarate di cui al punto 6. Si rilascia la presente dichiarazione di prestazione sotto la responsabilità esclusiva del produttore di cui al punto 3. The performance of the product identified in point 1 and 2 is in conformity with the declared performance in point 6. This declaration of performance is issued under the sole responsibility of the manufacturer identified in point 3. La performance du produit indiqué aux points 1 et 2 est conforme aux performances déclarées au point 6. La présente déclaration de performance est délivrée sous la responsabilité exclusive du producteur visé au point 3. Die Leistung des Bauprodukts gemäß den Nummern 1 und 2 entspricht der erklärten Leistung nach Nummer 6. Verantwortlich für die Erstellung dieser Leistungserklärung ist allein der Hersteller gemäß Nummer 3. La prestación del producto que consta en el punto 1 y 2 es conforme a las prestaciones declaradas según el punto 6. Se emite la presente declaración de prestaciones bajo la responsabilidad exclusiva del fabricante conforme al punto 3. Использование продукта, указанного в пунктах 1 и 2, соответствует заявленным услугам в пункте 6. Настоящая декларация о предоставляемых услугах выдана под исключительную ответственность производителя (пункт 3).</p>			



**BITECH®
CERAMICA
PORCELLANATA**

BITECH®: PORCELAIN GLAZE CERAMIC TILE
BITECH®: CARREAU PORCELAINE
BITECH®: PORZELLANKERAMIK
BITECH®: CERÁMICA PORCELÁNICA
ГЛАЗУРОВАННЫЙ КЕРАМОГРАНИТ BITECH®

**DICHIARAZIONE DI PRESTAZIONE
N. 002BICO DOP del 27/06/2013 (Articolo IV Regolamento (UE) n.305/2011 del 9 marzo 2011)**

DECLARATION OF PERFORMANCE

N. 002BICO DOP del 27/06/2013

LEISTUNGSERKLÄRUNG

N. 002BICO DOP vom 27/06/2013 (Artikel IV Verordnung (EU) n.305/2011 vom 9. März 2011)

ДЕКЛАРАЦИЯ ХАРАКТЕРИСТИК КАЧЕСТВА

№ 002BICO DOP от 27/06/2013 (статья IV регламента (ЕС) № 305/2011 от 9 марта 2011 года)

DECLARATION DE PERFORMANCE

N. 002BICO DOP del 27/06/2013 (Article IV Règlement (UE) n.305/2011 du 9 mars 2011)

DECLARACIÓN DE PRESTACIONES

N.º 002BICO DOP del 27/06/2013 (Artículo IV Reglamento (UE) n.º 305/2011 del 9 de marzo de 2011)

<p>1. Codice unico di identificazione del prodotto: Unique identification code of the Product-type. Code d'identification unique du produit: Eindeutiger Kenncode des Bauprodukts: Código único de identificación del producto: Единый код идентификации продукта:</p>	<p>Piastrelle in ceramica pressate a secco con assorbimento d'acqua Eb ≤ 0,5% Dry-pressed ceramic tiles with low water absorption Eb ≤ 0,5% Carreaux pressés à sec en céramique à absorption d'eau Eb ≤ 0,5% Keramische fliesen trockengepresst mit Wasseraufnahme Eb ≤ 0,5% Baldosas en cerámica prensadas en seco con absorción de agua Eb 0,5% керамическая плитка, прессованная сухим способом с коэффициентом поглощения воды Eb 0,5%</p>		
<p>2. Destinazione d'uso del prodotto Intended use: Destination d'usage du produit: Vorgesehener Verwendungszweck des Bauprodukts: Aplicaciones de uso del producto: Назначение продукта:</p>	<p>Rivestimenti di pareti e pavimenti per interni ed esterni Ceramic tile, dry pressed, for internal floors and walls Revetements de sols et murs pour intérieurs et extérieurs Wandbekleidung und Bodenbelag im Innen- und Außenbereich Revestimientos de pared y pavimentos para interiores y exteriores облицовка стен и напольные покрытия для внутреннего и внешнего использования.</p>		
<p>3. Nome, ragione sociale o marchio registrato ed indirizzo del produttore: Name and certified address of the manufacturer: Nom, raison sociale ou marque enregistrée et adresse du producteur: Name, eingetragener Handelsname oder geschütztes Warensymbol und Adresse des Herstellers: Nombre, razón social o marca registrada y dirección del fabricante: Название, форма собственности или зарегистрированная марка, адрес производителя:</p>	<p>DOM CERAMICHE via Croce, 80 41014 Solignano (MO)</p>		
<p>4. Sistemi di valutazione e verifica della costanza di prestazione del prodotto: System of assessment and verification of constancy of performance of the construction products (AVCP) Système d'évaluation et de contrôle de la constance de performance du produit: Systeme zur Bewertung und Überprüfung der Leistungs-beständigkeit des Bauprodukts: Sistemas de evaluación y verificación de la constancia de prestaciones del producto: Система оценки и проверка постоянства поставки продукта:</p>	<p>Sistema4 System 4 Système 4 System 4 Sistema 4 СИСТЕМА 4</p>		
<p>5. Nome e numero di identificazione dell'organismo notificato, se pertinenti: Name and identification number of notified body, if applicable: Nom et numéro d'identification de l'organisme notifié, si pertinent: Name und Kennnummer der notifizierten Stelle, sofern zutreffend: Nombre y número de identificación del organismo notificado, en caso aplicable: Название и идентификационный номер уполномоченного органа, если применимо:</p>	<p>Non applicabile Not applicable Non applicable Eigenschaften No aplicable не применимо</p>		
<p>6. Prestazioni dichiarate: Declared performance Performances déclarées Erklärte Leistung Prestaciones declaradas: Заявленные услуги:</p>	<p>Caratteristica</p>	<p>Valori dichiarati</p>	<p>Norma tecnica armonizzata</p>
	<p>Reazione al fuoco</p>	<p>Classe A1</p>	
	<p>Cessione di sostanze pericolose (solo per prodotti GL)</p>		
	<p>- piombo</p>	<p>NPD</p>	
	<p>- cadmio</p>	<p>NPD</p>	
	<p>Resistenza all'adesione per adesivo cementizio di tipo C2 (eccetto gelo)</p>	<p>>1 N/mm2</p>	<p>EN 14411:2012</p>
	<p>Resistenza agli sbalzi termici per usi esterni</p>	<p>>1 N/mm2</p>	
	<p>Durabilità: - per interni - per esterni: res. al gelo</p>	<p>Passa NPD</p>	
<p>7. Dichiarazione: Declaration Déclaration Erklärung Declaración Декларация</p>	<p>La prestazione del prodotto di cui ai punti 1 e 2 è conforme alle prestazioni dichiarate di cui al punto 6. Si rilascia la presente dichiarazione di prestazione sotto la responsabilità esclusiva del produttore di cui al punto 3. The performance of the product identified in point 1 and 2 is in conformity with the declared performance in point 6. This declaration of performance is issued under the sole responsibility of the manufacturer identified in point 3. La performance du produit indiqué aux points 1 et 2 est conforme aux performances déclarées au point 6. La présente déclaration de performance est délivrée sous la responsabilité exclusive du producteur visé au point 3. Die Leistung des Bauprodukts gemäß den Nummern 1 und 2 entspricht der erklärten Leistung nach Nummer 6. Verantwortlich für die Erstellung dieser Leistungserklärung ist allein der Hersteller gemäß Nummer 3. La prestación del producto que consta en el punto 1 y 2 es conforme a las prestaciones declaradas según el punto 6. Se emite la presente declaración de prestaciones bajo la responsabilidad exclusiva del fabricante conforme al punto 3. Использование продукта, указанного в пунктах 1 и 2, соответствует заявленным услугам в пункте 6. Настоящая декларация о предоставляемых услугах выдана под исключительную ответственность производителя (пункт 3).</p>		

CARATTERISTICHE TECNICHE













TECHNICAL CHARACTERISTICS - CARACTERISTIQUES TECHNIQUES - TECHNISCHE EIGENSCHAFTEN
CARACTERÍSTICAS TÉCNICAS - ТЕХНИЧЕСКИЕ ХАРАКТЕРИСТИКИ

PORCELLANATO SMALTATO











GLAZED PORCELAIN STONeware
GRÉS CÉRAME EMAILLÉ
GLASIERTES FEINSTEINZEUG
GRES PORCELÁNICO ESMALTADO
КЕРАМОГРАНИТ, ПОКРЫТЫЙ СМАЛЬТОЙ

PORCELLANATO IMPASTO COLORATO

THROUGH-BODY DYED PORCELAIN
GRÉS COLORE DANS LA MASSE
DURCHFÄRBTES STEINZEUG
GRES PORCELÁNICO DE COLOR
КЕРАМОГРАНИТ, ОКРАШЕННЫЙ ПО ВСЕЙ МАССЕ

	Caratteristiche Tecniche Technical Characteristics Caracteristiques Techniques Technische Eigenschaften Características Técnicas ТЕХНИЧЕСКИЕ ХАРАКТЕРИСТИКИ	Metodo Di Prova Iso Test Method Iso Méthode D'essai Iso Prüfmethode Iso Método De Prueba Iso МЕТОД ИСПЫТАНИЯ ISO	Requisiti Prescritti Required Value Valeur Requise Vorgeschriebener Requisitos Prescritos ПРЕДПИСЫВАЕМЫЕ ТРЕБОВАНИЯ	ISO 13006 - L EN 14411 - L Group Bla	Valori Dom Value Dom Valeur Dom Wert Dom Valores Dom ЗНАЧЕНИЯ КОМПАНИИ Dom	PORCELLANATO SMALTATO GL
	Assorbimento d'acqua Water absorption Absorption d'eau Wasseraufnahme Absorción de agua Впитывание воды	10545 - 3	$E \leq 0,5\%$		CONFORME CONFORMS CONFORME ENTSPRICHT CONFORME COOTB	
	Resistenza alla flessione Breaking modulus Résistance à la flexion Biegefestigkeit Resistencia a la flexión Сопротивление сгибу	10545 - 4	$\geq 35 \text{ N/mm}^2$ $\geq 355 \text{ kg/cm}^2$		CONFORME CONFORMS CONFORME ENTSPRICHT CONFORME COOTB	
	Resistenza all'abrasione Abrasion resistance Résistance à l'abrasion Abrasionswiderstandigkeit Resistencia a la abrasión Стойкость к истиранию	10545 - 7	VEDI SCHEDA PRODOTTO SEE PRODUCT DATA SHEET VOIR FICHE PRODUIT SIEHE PRODUKTMERKBLATT VÉASE FICHA PRODUCTO СМ. ТЕХПАСПОРТ ПРОДУКТА		VEDI SCHEDA PRODOTTO SEE PRODUCT DATA SHEET VOIR FICHE PRODUIT SIEHE PRODUKTMERKBLATT VÉASE FICHA PRODUCTO СМ. ТЕХПАСПОРТ ПРОДУКТА	
	Resistenza allo scivolamento Slip resistance Résistance au glissement Rutschhemmung Resistencia al deslizamiento Стойкость к скольжению	DIN 51097	VEDI SCHEDA PRODOTTO SEE PRODUCT DATA SHEET VOIR FICHE PRODUIT SIEHE PRODUKTMERKBLATT VÉASE FICHA PRODUCTO СМ. ТЕХПАСПОРТ ПРОДУКТА		VEDI SCHEDA PRODOTTO SEE PRODUCT DATA SHEET VOIR FICHE PRODUIT SIEHE PRODUKTMERKBLATT VÉASE FICHA PRODUCTO СМ. ТЕХПАСПОРТ ПРОДУКТА	
	Resistenza al gelo Resistance to frost Résistance au gel Frostbeständigkeit Resistencia al hielo Стойкость к обледенению	10545 - 12	RESISTENTE RESISTANT RESISTANT BESTÄNDIG RESISTENTE СТОЙКИЙ		RESISTENTE RESISTANT RESISTANT BESTÄNDIG RESISTENTE СТОЙКИЙ	
	Resistenza all'attacco acido e basico Glaze resistance to acid and alkaline attack Résistance aux acides et aux bases Säure- und laugenfestigkeit Resistencia al ataque ácido y básico Стойкость к приставанию кислоты и щелочи	10545 - 13	RESISTENTE RESISTANT RESISTANT BESTÄNDIG RESISTENTE СТОЙКИЙ		RESISTENTE RESISTANT RESISTANT BESTÄNDIG RESISTENTE СТОЙКИЙ	
	Resistenza alle macchie Stain resistance Résistance aux taches Fleckenfestigkeit Resistencia a las manchas Стойкость к пятнам	10545 - 14	CLASSE 5 CLASS 5 CLASSE 5 BEWERTUNGSGRUPPE 5 CLASE 5 КЛАССА 5		RESISTENTE RESISTANT RESISTANT BESTÄNDIG RESISTENTE СТОЙКИЙ	
	Durezza Mohs Mohs hardness Dureté Mohs Haerte Mohs Dureza Mohs Жесткость Mohs	EN101	VEDI SCHEDA PRODOTTO SEE PRODUCT DATA SHEET VOIR FICHE PRODUIT SIEHE PRODUKTMERKBLATT VÉASE FICHA PRODUCTO СМ. ТЕХПАСПОРТ ПРОДУКТА		VEDI SCHEDA PRODOTTO SEE PRODUCT DATA SHEET VOIR FICHE PRODUIT SIEHE PRODUKTMERKBLATT VÉASE FICHA PRODUCTO СМ. ТЕХПАСПОРТ ПРОДУКТА	
	Scivolosità Slipperiness Degré de glissement Rufschhemmung Resbalamiento Коэффициент скольжения	DIN 51130	VEDI SCHEDA PRODOTTO SEE PRODUCT DATA SHEET VOIR FICHE PRODUIT SIEHE PRODUKTMERKBLATT VÉASE FICHA PRODUCTO СМ. ТЕХПАСПОРТ ПРОДУКТА		VEDI SCHEDA PRODOTTO SEE PRODUCT DATA SHEET VOIR FICHE PRODUIT SIEHE PRODUKTMERKBLATT VÉASE FICHA PRODUCTO СМ. ТЕХПАСПОРТ ПРОДУКТА	
	Indice di radioattività Radioactive Index Indice de radioactivité Radioaktivitätszahl Indice de radioactividad Показатели радиоактивности	UNI 10797	< 1		VEDI SCHEDA PRODOTTO SEE PRODUCT DATA SHEET VOIR FICHE PRODUIT SIEHE PRODUKTMERKBLATT VÉASE FICHA PRODUCTO СМ. ТЕХПАСПОРТ ПРОДУКТА	
	Scivolosità Coefficient of friction Degré de glissement Rufschhemmung Resbalamiento Коэффициент скольжения	ASTM A137-1	VEDI SCHEDA PRODOTTO SEE PRODUCT DATA SHEET VOIR FICHE PRODUIT SIEHE PRODUKTMERKBLATT VÉASE FICHA PRODUCTO СМ. ТЕХПАСПОРТ ПРОДУКТА		VEDI SCHEDA PRODOTTO SEE PRODUCT DATA SHEET VOIR FICHE PRODUIT SIEHE PRODUKTMERKBLATT VÉASE FICHA PRODUCTO СМ. ТЕХПАСПОРТ ПРОДУКТА	
	Scivolosità B.C.R.A. Slipperiness B.C.R.A. Degré de glissement B.C.R.A. Rufschhemmung B.C.R.A. Deslizamiento B.C.R.A. Коэффициент скольжения B.C.R.A.	TORTUS	VEDI SCHEDA PRODOTTO SEE PRODUCT DATA SHEET VOIR FICHE PRODUIT SIEHE PRODUKTMERKBLATT VÉASE FICHA PRODUCTO СМ. ТЕХПАСПОРТ ПРОДУКТА		VEDI SCHEDA PRODOTTO SEE PRODUCT DATA SHEET VOIR FICHE PRODUIT SIEHE PRODUKTMERKBLATT VÉASE FICHA PRODUCTO СМ. ТЕХПАСПОРТ ПРОДУКТА	

La lista completa e aggiornata dei prodotti certificati è visionabile sul sito www.cstb.fr. Per ulteriori informazioni contattare Ascot o Dom Ceramiche.
The complete and updated list of certified products is available on the website www.cstb.fr. For further information contact Ascot or Dom Ceramiche.
La liste complète et mise à jour des produits certifiés peut être consulter sur le site www.cstb.fr. Pour plus d'information contacter Ascot ou Dom Ceramiche.
Die vollständige und aktualisierte Liste der zertifizierten Produkte kann auf der folgenden Website eingesehen werden: www.cstb.fr. Für weitere Informationen wenden Sie sich an Ascot oder Dom Ceramiche.
La lista completa y actualizada de los productos certificados se puede consultar en el sitio web www.cstb.fr. Para conocer más información, póngase en contacto con Ascot o Dom Ceramiche.
Полный и обновленный список сертифицированных продуктов можно посмотреть на сайте: www.cstb.fr. Для получения дополнительной информации свяжитесь с Ascot или Dom Ceramiche.

	Caratteristiche Tecniche Technical Characteristics Caracteristiques Techniques Technische Eigenschaften Características Técnicas ТЕХНИЧЕСКИЕ ХАРАКТЕРИСТИКИ	Metodo Di Prova Iso Test Method Iso Méthode D'essai Iso Prüfmethode Iso Método De Prueba Iso МЕТОД ИСПЫТАНИЯ ISO	Requisiti Prescritti Required Value Valeur Requise Vorgeschiebener Requisitos Prescritos ПРЕДПИСЫВАЕМЫЕ ТРЕБОВАНИЯ	ISO 13006 - L EN 14411 - L Group BIIa	Valori Dom Value Dom Valeur Dom Wert Dom Valores Dom ЗНАЧЕНИЯ КОМПАНИИ Dom	SMALTATO GL
	Assorbimento d'acqua Water absorption Absorption d'eau Wasseraufnahme Absorción de agua Впитывание воды	10545 - 3	$E \leq 0,5\%$		CONFORME CONFORMS CONFORME ENTSPRICHT CONFORME COOTB	
	Resistenza alla flessione Breaking modulus Résistance à la flexion Biegefestigkeit Resistencia a la flexión Сопротивление сгибу	10545 - 4	$\geq 35 \text{ N/mm}^2$ $\geq 355 \text{ kg/cm}^2$		CONFORME CONFORMS CONFORME ENTSPRICHT CONFORME COOTB	
	Resistenza all'abrasione Abrasion resistance Résistance à l'abrasion Abrasionswiderstandigkeit Resistencia a la abrasión Стойкость к истиранию	10545 - 7	VEDI SCHEDA PRODOTTO SEE PRODUCT DATA SHEET VOIR FICHE PRODUIT SIEHE PRODUKTMERKBLATT VEÁSE FICHA PRODUCTO СМ. ТЕХПАСПОРТ ПРОДУКТА		VEDI SCHEDA PRODOTTO SEE PRODUCT DATA SHEET VOIR FICHE PRODUIT SIEHE PRODUKTMERKBLATT VEÁSE FICHA PRODUCTO СМ. ТЕХПАСПОРТ ПРОДУКТА	
	Resistenza all'attacco acido e basico Glaze resistance to acid and alkaline attack Résistance aux acides et aux bases Saeure-und laugenfestigkeit Resistencia al ataque ácido y básico Стойкость к приставанию кислоты и щелочи	10545 - 13	RESISTENTE RESISTANT RESISTANT BESTÄNDIG RESISTENTE СТОЙКИЙ		RESISTENTE RESISTANT RESISTANT BESTÄNDIG RESISTENTE СТОЙКИЙ	
	Resistenza alle macchie Stain resistance Résistance aux taches Fleckenfestigkeit Resistencia a las manchas Стойкость к пятнам	10545 - 14	CLASSE 5 CLASS 5 CLASSE 5 BEWERTUNGSGRUPPE 5 CLASE 5 КЛАССА 5		RESISTENTE RESISTANT RESISTANT BESTÄNDIG RESISTENTE СТОЙКИЙ	
	Durezza Mohs Mohs hardness Dureté Mohs Haerte Mohs Dureza Mohs Жесткость Mohs	EN101	VEDI SCHEDA PRODOTTO SEE PRODUCT DATA SHEET VOIR FICHE PRODUIT SIEHE PRODUKTMERKBLATT VEÁSE FICHA PRODUCTO СМ. ТЕХПАСПОРТ ПРОДУКТА		VEDI SCHEDA PRODOTTO SEE PRODUCT DATA SHEET VOIR FICHE PRODUIT SIEHE PRODUKTMERKBLATT VEÁSE FICHA PRODUCTO СМ. ТЕХПАСПОРТ ПРОДУКТА	
	Resistenza al cavillo Crazing resistance Résistance au tressillage Haaribeständigkeit Resistencia al cuarteado Устойчивость эмали к кракелюру	10545 - 11	RESISTENTE RESISTANT RESISTANT BESTÄNDIG RESISTENTE СТОЙКИЙ		RESISTENTE RESISTANT RESISTANT BESTÄNDIG RESISTENTE СТОЙКИЙ	
	Indice di radioattività Radioactive Index Indice de radioactivité Radioaktivitätszahl Indice de radioactividad Показатели радиоактивности	UNI 10797	< 1		VEDI SCHEDA PRODOTTO SEE PRODUCT DATA SHEET VOIR FICHE PRODUIT SIEHE PRODUKTMERKBLATT VEÁSE FICHA PRODUCTO СМ. ТЕХПАСПОРТ ПРОДУКТА	
	Cessione cadmio e piombo Cadmium and lead release Cession cadmium et plomb Freisetzung von Cadmium und Blei Cesión cadmio y plomo Выделение кадмия и свинца	10545 - 15	VEDI SCHEDA PRODOTTO SEE PRODUCT DATA SHEET VOIR FICHE PRODUIT SIEHE PRODUKTMERKBLATT VEÁSE FICHA PRODUCTO СМ. ТЕХПАСПОРТ ПРОДУКТА		VEDI SCHEDA PRODOTTO SEE PRODUCT DATA SHEET VOIR FICHE PRODUIT SIEHE PRODUKTMERKBLATT VEÁSE FICHA PRODUCTO СМ. ТЕХПАСПОРТ ПРОДУКТА	
	Caratteristiche dimensionali Dimensional specifications Caractéristiques dimensionnelles Abmessungen und Oberflächen Características dimensionales Размерные характеристики	10545 - 2	VEDI SCHEDA PRODOTTO SEE PRODUCT DATA SHEET VOIR FICHE PRODUIT SIEHE PRODUKTMERKBLATT VEÁSE FICHA PRODUCTO СМ. ТЕХПАСПОРТ ПРОДУКТА		VEDI SCHEDA PRODOTTO SEE PRODUCT DATA SHEET VOIR FICHE PRODUIT SIEHE PRODUKTMERKBLATT VEÁSE FICHA PRODUCTO СМ. ТЕХПАСПОРТ ПРОДУКТА	

CONDIZIONI GENERALI DI VENDITA

TERMS AND CONDITIONS OF SALE

1. NORMATIVA CONTRATTUALE

Le presenti condizioni generali, salvo modificazioni o deroghe concordate per iscritto, disciplinano tutti i contratti di vendita fra Ascot Gruppo Ceramiche S.r.l. e l'Acquirente.

Le variazioni delle condizioni generali di vendita, le offerte, gli accrediti o gli abbuoni accordati dai nostri agenti o altri intermediari, non sono validi se non accettate per iscritto dalla nostra sede.

Se una o più parti delle presenti condizioni risultassero invalide, le condizioni generali resteranno valide nel loro complesso; le parti invalide saranno sostituite con pattuizioni che si avvicinano quanto più possibile alla originaria volontà delle parti.

Ogni offerta, ogni accettazione d'ordine ed ogni consegna da parte del Venditore si intende fatta alle presenti condizioni, salvo espressa deroga scritta a firma del Venditore stesso; l'accettazione di tali offerte e la presa in consegna di prodotti provenienti dal Venditore implica pertanto l'accettazione da parte degli acquirenti delle presenti condizioni integrate dalle eventuali pattuizioni scritte tra le parti.

L'esecuzione del contratto di vendita è convenzionalmente stabilita aver luogo nella sede del Venditore.

2. OGGETTO DELLA FORNITURA E CONFERMA D'ORDINE

Le illustrazioni e le descrizioni dei cataloghi e dei listini, tutte le nostre pubblicazioni ed i campionari non sono impegnativi ma puramente indicativi. Le dimensioni dei prodotti soggetti a calibro, in particolare dei pavimenti in porcellana dura smaltata e gres-porcellanato, sono da intendersi con le tolleranze d'uso.

Le tonalità dei materiali s'intendono sempre approssimative e le eventuali differenze di tonalità non costituiscono difetto del materiale e non possono essere denunciate come tali.

Misure, pesi e caratteristiche indicate nei nostri listini debbono intendersi indicativi.

La fornitura comprende solamente le prestazioni, i materiali ed i quantitativi specificati nella conferma d'ordine o in altre comunicazioni scritte provenienti dal Venditore. Il testo della conferma d'ordine del Venditore prevarrà in ogni caso sul testo difforme dell'eventuale offerta o dell'ordinazione.

L'ordine non confermato per iscritto in nessun caso potrà intendersi accettato, salvo esecuzione del medesimo da parte del Venditore mediante comunicazione scritta di merce pronta, di spedizione o mediante consegna dei prodotti.

L'esecuzione parziale dell'ordine senza preventiva conferma, non significa approvazione per l'intero ordine, bensì approvazione parziale relativamente alla merce consegnata. In questo caso la consegna della merce al vettore equivarrà ad accettazione da parte dell'Acquirente della nuova proposta contrattuale.

Merci ordinate per errore o ordinate in eccedenza da parte dell'Acquirente, come pure quelle invendute, non vengono ritirate da parte del Venditore.

3. CONSEGNE

La consegna si intende eseguita presso lo stabilimento del Venditore in Solignano di Castelvetro (MO). La merce viaggia sempre a rischio e pericolo dell'Acquirente ed ogni nostra responsabilità cessa con la consegna al vettore. Sono quindi a carico del Compratore anche i rischi di eventuali rotture, manomissioni e/o deterioramenti.

Le spedizioni, via mare o via terra, concernenti forniture sull'estero, vengono effettuate in base alle condizioni scelte di volta in volta, riportate negli "Incoterms" approvati dalla Camera di Commercio Internazionale.

4. TERMINI DI CONSEGNA

Il termine stabilito per la consegna della merce deve intendersi a favore di entrambi i contraenti.

I termini di consegna sono solamente indicativi e non perentori. Eventuali ritardi nelle consegne, interruzioni, sospensioni totali o parziali delle forniture non danno diritto al Compratore ad annullare ordini o a pretendere il risarcimento di eventuali danni diretti o indiretti.

Il Venditore si riserva espressamente il poter eseguire consegne parziali a fronte di ciascun ordine.

Quando siano intervenute modificazioni al contratto, il termine è prorogato per un periodo uguale a quello inizialmente stabilito.

In caso di ritardo nelle consegne superiore a 30 giorni l'Acquirente potrà, dopo una rituale messa in mora, rifiutare ulteriori consegne e recedere dal contratto per la parte dei prodotti non ancora consegnata. Il recesso dal contratto per la parte non consegnata a cagione di ritardo dà luogo al pagamento dei soli prodotti effettivamente consegnati restando escluso ogni ulteriore risarcimento o indennizzo.

5. FORZA MAGGIORE

Il Venditore non è responsabile nei confronti dell'Acquirente per il proprio eventuale inadempimento causato da accadimenti al di fuori del suo ragionevole controllo quali, a titolo meramente indicativo, mancata o ritardata consegna dei materiali di lavorazione da parte dei fornitori, guasti agli impianti, scioperi e altre azioni sindacali, interruzione dei flussi energetici, sospensione o difficoltà nei trasporti.

Ogni evento di forza maggiore sospende la decorrenza del termine per tutta la sua durata. Se, in conseguenza di eventi di forza maggiore, il contratto non potrà trovare esecuzione entro i 60 giorni successivi al termine convenuto, ognuna delle due parti avrà la facoltà di recedere dal contratto stesso. In tal caso la dichiarazione di recesso dovrà essere spedita alla controparte, a mezzo lettera raccomandata con ricevuta di ritorno o p.e.c. entro i 10 giorni successivi allo scadere dei predetti 60 giorni, restando esclusi i reciproci diritti a indennizzi od a risarcimenti.

6. PREZZI E TERMINI DI PAGAMENTI

I prezzi dei prodotti indicati nei cataloghi vigenti sono EXW (Franco Fabbrica); ne consegue che qualsiasi altro onere relativo alla spedizione, consegna e/o trasporto è a esclusivo carico dell'Acquirente. I prezzi si intendono al netto di IVA di legge, che deve essere corrisposta in conformità a quanto indicato in fattura. Il luogo di pagamento è fissato presso la nostra Sede Amministrativa in Solignano di Castelvetro (MO), anche nel caso di emissione di tratte, ricevute bancarie, LCR, ovvero di rilascio di effetti cambiari: eventuale deroga a quanto sopra sarà valida soltanto se da noi concessa in forma scritta.

Il ritardo del pagamento, anche parziale, delle nostre fatture oltre la pattuita scadenza, darà luogo come previsto per legge all'automatica decorrenza degli interessi di mora, calcolati in conformità a quanto previsto dal D.Lgs. n. 192 del 9 novembre 2012, inoltre il mancato o ritardato pagamento anche parziale delle fatture - per qualsivoglia ragione - darà diritto al Venditore, pregiudicata ogni altra iniziativa, di pretendere il pagamento anticipato delle restanti forniture o, in alternativa, il diritto di sospendere le forniture o di risolvere i contratti in corso, anche se non relativi ai pagamenti in questione, nonché il diritto al risarcimento degli eventuali danni.

Non è ammessa la compensazione da parte dell'Acquirente con eventuali crediti, comunque insorti, nei confronti del Venditore.

Per la fatturazione valgono i prezzi di listino in vigore al giorno della consegna. In caso di un cambiamento dei prezzi tra la conferma d'ordine ed il giorno della fornitura, il Venditore ha il diritto di adeguare i prezzi pattuiti alla nuova situazione. Tuttavia qualora detto prezzo superi del 20% quello convenuto al momento dell'ordine, l'Acquirente potrà recedere dal contratto mediante invio di comunicazione scritta con raccomandata a.r. o a mezzo p.e.c. entro il termine perentorio di 10 gg dal ricevimento dell'avviso dell'aumento di prezzo. In difetto, il nuovo prezzo s'intenderà accettato.

7. SOLVE ET REPETE

Nessuna contestazione o controversia inerente alla qualità della merce, a vizi o difetti, o a qualsiasi altro aspetto del contratto, sarà efficace e potrà essere presa in considerazione, e così pure nessuna azione potrà essere iniziata se non dopo l'avenuto integrale pagamento del prezzo.

8. RISERVA DI PROPRIETÀ

Nel caso in cui il pagamento, per accordi contrattuali, debba essere effettuato - in tutto o in parte - dopo la consegna, i prodotti consegnati restano di proprietà del Venditore fino all'integrale pagamento del prezzo.

La merce oggetto di riserva di proprietà dovrà essere, a cura dell'Acquirente, tenuta fisicamente da parte e individuata come proprietà del Venditore.

L'Acquirente non potrà vendere fuori dai suoi normali rapporti commerciali, né consegnare a terzi, dare in pegno e comunque disporre dei prodotti oggetto di riserva di proprietà del Venditore; dovrà inoltre informare tempestivamente il Venditore di ogni diritto che i terzi possano aver acquisito sulla merce stessa.

In caso di mora dell'Acquirente il Venditore potrà, senza necessità di alcuna formalità, compresa la messa in mora, ritirare tutta la merce oggetto di riserva di proprietà, con riserva di ogni ulteriore opportuno rimedio in via giudiziale per il pregiudizio subito.

9. GARANZIA E RECLAMI

I prodotti realizzati dal Venditore sono conformi alle Norme UNI-DIN-EN attualmente in vigore.

La nostra garanzia è limitata ai materiali di prima scelta. Qualsiasi garanzia per vizi è quindi espressamente esclusa per i materiali di seconda e di terza scelta o di stock e per le partite occasionali. Tali materiali sono venduti come "visti e graditi".

I materiali in 1° scelta vengono garantiti conformi alle Norme ISO vigenti al momento della vendita con una tolleranza del 5% (cinque per cento); la tonalità del materiale fornito può differire dal campione esposto, essendo la ceramica intrinsecamente variabile come aspetto. Per quanto qui non espressamente stabilito, i prodotti vengono venduti con riferimento alle regole dell'arte ed alle consuetudini comunemente in uso nel settore ceramico ed ai consigli di utilizzo riportati nel nostro catalogo generale.

È fatto obbligo all'Acquirente di verificare la merce in termini di qualità e quantità. Eventuali reclami e contestazioni dovranno essere denunciati, entro e non oltre 8 (otto) giorni dal ricevimento della merce, a pena di decadenza, a mezzo lettera raccomandata a.r. o mediante p.e.c., presso la nostra sede legale in Solignano di Castelvetro (MO).

Il materiale considerato difettoso dovrà essere tenuto a disposizione di Ascot per le verifiche che riterrà opportuno effettuare; ogni ulteriore azione (restituzione, riparazione o altro) dovrà essere da noi preventivamente autorizzata per iscritto. Il materiale contestato e/o da rendere deve essere immagazzinato dal Compratore in modo adeguato, al riparo da agenti atmosferici, così da evitare eventuali danneggiamenti.

Reclami e richieste di intervento in garanzia dopo la posa in opera non saranno presi in esame nel caso in cui il difetto contestato dovesse risultare palese (es. sbeccate, difetti dimensionali, differenze di tono, ecc.).

I reclami imputati a difetti o vizi occulti dovranno essere formalizzati per iscritto mediante lettera raccomandata a.r. o p.e.c. presso la nostra sede legale in Solignano di Castelvetro (MO) entro 8 (otto) giorni dalla scoperta e, in ogni caso, entro un anno dalla consegna, pena la decadenza da ogni diritto alla garanzia e di risarcimento. La comunicazione dovrà contenere, oltre i dati di fatturazione, una precisa descrizione del vizio, un preventivo dei costi di riparazione o modificazione del prodotto; in mancanza di questi dati il reclamo si considera nullo.

La garanzia per difetti occulti rimane esclusa o limitata nel caso di: rimozione non autorizzata dell'opera, posa non effettuata a regola d'arte, inosservanza di nostre prescrizioni e particolari direttive di applicazione atti del danneggiamento non ispirati alla normale diligenza che abbiano pregiudicato il contenimento dei danni.

L'utilizzo di merce visibilmente difettosa o difforme all'ordinato implica accettazione delle caratteristiche di qualità ed esclude ogni eventuale contestazione.

Qualora il reclamo dovesse risultare infondato l'Acquirente dovrà risarcire Ascot di tutte le spese sostenute per l'accertamento (viaggi, perizie, ecc.).

L'obbligo di Ascot è, in ogni caso, limitato alla sostituzione dei soli pezzi difettosi o alla riparazione, con espressa esclusione di ulteriori diversi indennizzi quali, a titolo indicativo ma non limitativo, per costi di rimozione e sistemazione di mobili, attrezzature, macchinari ecc..., mancati guadagni per interruzione o sospensione di attività, disagi, danni indiretti ecc. La presenza di piastrelle difettose non inficia la qualità dell'intera fornitura né comporta l'obbligo della integrale sostituzione. I limiti temporali della durata della garanzia sono quelli stabiliti dal codice civile italiano.

10. CESSIONE DEL CONTRATTO

L'Acquirente non può cedere la sua posizione nel contratto od in singoli rapporti obbligatori da questo derivanti senza l'accettazione scritta di Ascot; anche in tal caso l'Acquirente rimane comunque solidalmente responsabile col cessionario per le obbligazioni cedute.

11. LEGGE APPLICABILE E FORO COMPETENTE

Le presenti Condizioni di Vendita e ciascun contratto stipulato tra Venditore ed Acquirente, ivi compresi i contratti di vendita all'esportazione, sono regolati dalla legge Italiana, compresi gli Usi di settore della Provincia di Modena.

Per qualsiasi controversia comunque derivante dal contratto di fornitura, tanto da parte di Ascot come da parte dell'Acquirente, è esclusivamente competente il Tribunale di Modena. E' comunque in facoltà del Venditore adire autorità giudiziarie diverse.

12. PROPRIETÀ INDUSTRIALE E DISTRIBUZIONE SELETTIVA - LIMITI ALLA RIVENDITA

Ascot è titolare e legittimo detentore di esclusive relative ai marchi, a disegni e brevetti di invenzione.

Ascot gestisce le forniture dei propri prodotti mediante un sistema di distribuzione selettiva.

Le forniture ricevute da Ascot e dai propri punti vendita selettivi autorizzati sono destinate all'installazione presso l'utente finale e non è consentita altra forma di rivendita a ulteriori intermediari commerciali diversi dagli utenti finali, salvo preventiva autorizzazione scritta da parte di Ascot.

La rivendita della merce in violazione di tale divieto deve considerarsi non consentita e Ascot si riserva il diritto di procedere giudizialmente nei confronti di chiunque sia coinvolto in rivendite non autorizzate.

CONDIZIONI GENERALI DI VENDITA

TERMS AND CONDITIONS OF SALE

1. CONTRACTUAL PROVISIONS

These terms and conditions govern all contracts of sale between Ascot Gruppo Ceramiche S.r.l. and the Buyer, subject to any variations or amendments agreed in writing.

Any changes to these terms and conditions or to our offers, credits or discounts granted by our agents or by other intermediaries are only valid if accepted in writing by our head office.

If one or more parts of these terms and conditions are invalid, the terms and conditions as a whole will remain valid; the invalid clauses will be replaced by clauses that reflect the parties' original intention as closely as possible.

Any offer, acceptance of order or delivery by the Vendor will be made under these terms and conditions, unless agreed otherwise in a written derogation signed by the Vendor; the acceptance of such offers and the receipt of products from the Vendor thus implies the Buyer's acceptance of these terms and conditions and of any supplementary conditions agreed in writing between the parties.

It is agreed that the sale contract is fulfilled at the Vendor's place of business.

2. SCOPE OF SUPPLY AND CONFIRMATION OF ORDER

The illustrations and descriptions in the catalogues and price lists, and as well as all our publications and samples, are not binding and are purely indicative. The dimensions of products requiring calibration, specifically hard enamel porcelain and porcelain stoneware flooring, must be understood with the usual tolerance values.

The colours of the materials are always approximate. Differences in shading do not constitute defects in the materials, and may not be reported as such.

The measurements, weights and characteristics indicated on our price list must be considered to be indicative.

The supply only includes the services, materials and quantities specified in the order confirmation or in any other written communication from the Vendor. The text of the Vendor's order confirmation will prevail in all cases, if the text in the offer or order is different.

If an order has not been confirmed in writing, under no circumstances may it be considered to be accepted, save for fulfilment by the Vendor through a written goods-ready notice, or notice of shipment, or through delivery of the product.

Partial fulfilment of the order without prior confirmation does not signify approval of the entire order, but only partial approval, in relation to the goods that were delivered. In such a case, delivery of the goods to the carrier equates to the Buyer's acceptance of the new contractual offer.

Goods that were ordered in error or in surplus quantities by the Buyer and any unsold goods will not be collected by the Vendor.

3. DELIVERIES

The delivery takes place at the Vendor's site in Solignano di Castelvetro (Modena). The goods always travel at the Buyer's risk and peril.

Our liability ends upon delivery to the carrier.

The Buyer is also liable for the risk of any breakage, tampering and/or damage.

Shipment of goods abroad, either by sea or by land, will take place in accordance with the conditions chosen in each case, as stated in the Incoterms approved by the International Chamber of Commerce.

4. TERMS OF DELIVERY

The date agreed for delivery of the goods must be considered in favour of both parties to the contract.

The date of delivery is purely indicative and is not binding. Any delays in deliveries, or any interruption or total or partial suspension of the supplies, will not give the Buyer the right to cancel any order or to claim compensation for any direct or indirect damages.

The Vendor may fulfil partial deliveries, for each order.

If changes are made to the contract, the delivery date will be extended by a period equal to that which was initially agreed.

If the deliveries are more than 30 days late, the Buyer may, after sending an ordinary notice to default, refuse further deliveries and withdraw from the contract, as to the products which have not yet been delivered. Withdrawal from the contract in respect of any goods that were not delivered due to delay will only give the right to payment for the products that were effectively delivered. Any other compensation or indemnity is excluded.

5. FORCE MAJEURE

The Vendor is not liable towards the Buyer for any non-performance caused by events beyond its reasonable control, including but not limited to: the non-delivery or late delivery of materials from suppliers, faults in plant or machinery, industrial action or strikes, power outages, suspension transport or transport-related problems.

Any event of force majeure will suspend the effect of the delivery period, for its duration.

If, as a result of a force majeure event, the contract cannot be fulfilled within 60 days of the agreed date, either party may terminate the contract. In such a case the declaration of termination must be sent to the adverse party by registered post or by certified email within the 10 days following the expiry of the 60-day period, excluding both parties' right to indemnity or compensation.

6. PRICES AND TERMS OF PAYMENT

The prices of the products indicated in the current catalogue are EXW (Ex-Works); consequently any other costs relating to shipment, delivery and/or transport are borne exclusively by the Buyer. The prices are net of statutory VAT, which must be paid in accordance with the amount indicated on the invoice. The place of payment is our administration office in Solignano di Castelvetro (Modena), also in the case of bankers' drafts, bank collection orders, letters of credit or bills of exchange; any derogation to this condition will only be valid if authorised by us in writing.

Any delay in the payment of even part of our invoices, beyond the agreed date, will, as provided for by law, result in the automatic charging of default interest to be calculated in accordance with Italian Legislative Decree no. 192 of 9 November 2012. The late payment or non-payment of any part of the invoices for any reason will also entitle the Vendor, without prejudice to any other action, to claim advance payment for the remaining supplies, or alternatively the right to suspend the supplies or terminate pending contracts even if they do not relate to the payments in question, as well as the right to demand compensation for any losses. The Buyer may not offset the outstanding amounts due against any claims against the Vendor.

The list prices in force on the date of delivery will apply, for invoicing purposes.

Where there is a change in the prices between the date of the order confirmation and the date of the supply, the Vendor may adjust the prices to the new situation.

However, if the price exceeds the price agreed at the time of the order by 20%, the Buyer may terminate the contract by sending written notification by registered post or certified email, within 10 days from receiving notification of the price increase. Otherwise, the new price will be considered to be accepted.

7. SOLVE ET REPETE

No dispute or objection relating to the quality of the goods, or to flaws or defects or any other aspect of the contract will be effective, nor will it be considered, nor may any legal action be started, until the price has been paid in full.

8. RESERVATION OF TITLE

If the contract provides that payment is to be made in full or in part after delivery, the delivered products will remain the property of the Vendor until the price has been paid in full.

Goods covered by a reservation of title must be kept physically separate by the Buyer and marked as property of the Vendor.

The Buyer may not sell any goods covered by a Vendor's reservation of title, outside of the ordinary course of its business nor may it deliver such goods to third parties, pledge them or otherwise dispose of them; the Buyer must also duly inform the Vendor of any rights that the third parties may have acquired to such goods. In the case of default by the Buyer the Vendor may, without the requirement to give any formal notice, including notice of default, collect all the goods covered by the reservation of title, and may take any further appropriate legal remedies in respect of its losses.

9. WARRANTY AND COMPLAINTS

The products made by the Vendor conform to the current UNI-DIN-EN standards.

Our warranty is limited to first-rate materials. Any warranty for defects is thus excluded for second- or third-rate materials, and for occasional batches. Such materials are sold "seen and approved".

The first-rate materials are guaranteed to conform to the ISO standards in force at the time of sale, with a tolerance of 5% (five per cent); the shading of the material may differ from the samples on display, as ceramics are naturally prone to variation in their appearance. For all matters not expressly provided for herein, the products are sold according to the usual practices and customs applied in the ceramics industry, and in accordance with the user recommendations stated in our general catalogue.

The Buyer is responsible for checking the quality and quantity of the goods. Any complaints or objections must be reported within 8 (eight) days from receipt of the goods, failing which they will be invalid. Complaints must be sent by registered post or certified email to our head office at Solignano di Castelvetro (Modena). Any materials considered to be defective must be made available to Ascot for checking. Any further actions (returns, repairs, etc.) must be authorised by us in writing, in advance. The disputed materials and/or returns must be adequately stored by the Buyer, away from atmospheric agents, to avoid any damage.

Complaints or requests for works under warranty after installation will not be considered if the defect is obvious (e.g. chips, dimensional flaws, differences in shade, etc.).

Complaints made in respect of defects or hidden flaws must be formally submitted in writing by registered post or certified email to our head office at Solignano di Castelvetro (Modena), within 8 (eight) days from discovery. In any case, complaints must be made within one year from delivery, under penalty of forfeiture of all rights to warranty or compensation. The communication must contain not only the invoicing details but also a specific description of the defect, an estimate of the cost of repairing or modifying the product; without such information, the complaint will be considered invalid.

Any guarantee for hidden flaws is excluded or limited in the following cases: unauthorised removal of the product, installation not carried out to professional standards, failure to observe our recommendations for specific instructions, or damage which would not have been caused had due diligence been observed, and which meant that the damage could not be limited.

The use of visibly defective goods, or goods which differ from the order, implies acceptance of the quality specifications. Any complaints are excluded.

If a complaint is found to be groundless, the Buyer shall be liable to pay Ascot all the expenses incurred by Ascot in investigating the complaint (travel, expert's reports, etc.).

Ascot's obligations are limited in all cases to replacement of the defective items, or to repair, with the express exclusion of any further indemnity including but not limited to: the cost of removing and reinstalling furniture, fittings or machines, loss of earnings due to interruption or suspension of business, inconvenience, indirect losses.

The presence of defective tiles does not affect the quality of the consignment as a whole, nor does it entail an obligation for full substitution.

The time limit of the warranty is determined by the Italian Civil Code.

10. ASSIGNMENT OF CONTRACT

The Buyer may not assign the contract nor any obligations deriving from the contract without written acceptance from Ascot. Also in this case, the Buyer remains jointly and severally liable with the assignee, for the assigned obligations.

11. APPLICABLE LAW AND JURISDICTION

These Terms and Conditions, and any contracts made between the Buyer and the Vendor, including contracts for export sales, are governed by Italian law and the industry practices applied in the Province of Modena.

The Court of Modena shall have sole jurisdiction in respect of any dispute arising on the part of Ascot or of the Buyer, in relation to the supply contract. The Vendor may take action before any other legal authority.

12. INDUSTRIAL PROPERTY AND SELECTIVE DISTRIBUTION – LIMITS ON RESALE

Ascot is the owner and legitimate holder of exclusive rights relating to the trademarks, designs and invention patents.

Ascot uses a selective distribution system to supply its products.

Consignments received from Ascot and its authorised, selected retailers are intended for installation with the end user. No other form of resale to other intermediaries, apart from the end user, is permitted without the prior written authorisation of Ascot.

Any resale of the goods that violates the above condition is prohibited. Ascot may take legal action against anyone who is involved in unauthorised reselling.



SEDE LEGALE E OPERATIVA:

41014 Solignano di Castelvetro (MO) Italy
Via Croce, 80

PH. +39 059 77 84 11
FAX +39 059 77 84 44/43

info@domceramiche.it
domceramiche.it

A Brand of:  VICTORIA PLC